

TO THE MONTANA DISTRICTING AND APPORTIONMENT COMMISSION
PO Box 201706
Helena, MT 59620-1706

districting@mt.gov

FAX: 406-444-3036

Dear Commissioners,

As a resident of Jefferson County, I am totally opposed to having Jefferson County split up for the benefit of Butte/Silver Bow County. Each of the four plans submitted by the Montana Districting and Apportionment Commission and the plan submitted by the Democrats on the Commission all put some portion of Jefferson County into Butte/Silver Bow County. This is simply unacceptable.


If you are going to consider the three discretionary criteria you set up at the beginning of this process, you will understand why none of these proposals make any sense.

- 1.) Following the lines of political units. Jefferson County is about 1,500 people over the ideal district size. Since our existing district is most of Jefferson County, we should start there and make every effort to keep Jefferson County as whole as possible, the remaining population staying with its "Community of Interest" in Madison County.
- 2.) Following geographic boundaries. The Continental Divide separates Jefferson and Butte/Silver Bow Counties. That is a very distinct geographic boundary between our counties that should be respected.
- 3.) Keeping communities of interest intact. Many people live in Jefferson County because they don't want the impacts and influences of urban areas. Most of Jefferson County should be one district, with an area of the county South of Interstate 90 remaining as part of the district that represents Madison County. The Whitehall Elementary and Whitehall High School District both include portions of Madison County. The Jefferson Valley Rural Fire District also extends into Madison County. Kids from Jefferson County participate in 4-H and the Madison County Fair in Twin Bridges. Jefferson and Madison Counties share an MSU Extension Agent. In short, Southern Jefferson County and Northern Madison County are clearly a "Community of Interest", and should remain together.

Jefferson County is located between three large, urban counties, Lewis and Clark, Butte/Silver Bow, and Gallatin. It is important that we keep our own district so that we can maintain our proud identity. Please keep Jefferson County as whole as possible and allow a portion of Southern Jefferson County to remain with their "Community of Interest" in Northern Madison County.

Thank you for your consideration.

Name _____



Address 5 Kelly Rd. Whitehall, MT 59759

Weiss, Rachel

From: Webmail Ifrey [lfrey@bigsky.net]
Sent: Monday, March 26, 2012 12:50 PM
To: Redistricting
Subject: comment on plans

Dear chairman and commissioners:

Thank you for the opportunity to speak on the proposed new districts. Boundaries of any district should be set to strengthen democratic accountability and the democratic system. The current system in Missoula undermines both and breeds disillusionment and cynicism. Currently neighborhoods are split up. I would hope that you would follow the spirit of the legislative mandate and adopt the urban-rural map.

The so called "communities plan" is a travesty and undermines the idea of neighborhoods. Political considerations not the interest of the state or the community drove that one.

Sincerely,

Linda Frey
100 Hillview
Missoula, Mt 59803
406 251 2000

Weiss, Rachel

From: TOM ROLFE [tomandjudy@bresnan.net]
Sent: Monday, March 26, 2012 2:11 PM
To: Redistricting

Good Afternoon Members of the Montana Redistricting Commission,

Thank you for this opportunity to address your group. Thank you for taking the time to read our note and consider our suggestion.

For the record, we are very involved in Montana Republican politics and have had a deep interest in the state of Montana for many years. Tom Rolfe is a former member of the Montana House of Representatives, serving as a Republican in 1973, before there were single member districts. Tom represented both Park and Gallatin Counties at that time. Currently we both serve as Republican Precince Committee represenatives.

We are now residents of Lewis and Clark County and continue to be very interested in Montana politics and the make up of the Montana Legislature.

It has come to our attention that one of the proposed 'maps', the "Communities Plan" has been presented by Mr. Lamson on behalf of the Montana Democratic Party. We do not believe that redistricting for the next 10 years should be dictated by ANY political party, Democrat or Republican.

The map which this political party is supporting, appears to us to manipulate district lines based on people's voting preferences to help reinforce that the Helena Valley be left outside the city limits and is much different than those lines in town, which we believe should have at least one house seat of it's own.

What we are MOST concerned about is that there is a proposed 'plan' put forth by the Democratic Party. To the best of our knowledge the Montana Republican Party has not submitted a 'plan' that would 'favor' their voting interest. Redistricting should not be a partisan matter, but should carefully take into consideration all Montana voters and the communities they live in. It appears to us that the Democrat map is weighed heavily in favor of what they know to be their voting blocks.

We appreciate very much the work that your Commission is doing. In the interest of fairness to all Montana voters we would ask you to seriously take a look at the map that has been proposed by the Legislative Services Division, one that appears to be more balanced and non-partisan.

Respectfully Submitted,
Tom and Judy Rolfe
2008 Highland
Helena, MT 59601
(406) 442-1930

TO THE MONTANA DISTRICTING AND APPORTIONMENT COMMISSION
P.O. BOX 201706 HELENA, MT 59620-1706
districting@mt.gov FAX 406-444-3036

Dear Commissioners,

As a resident of Jefferson County, I am totally opposed to having Jefferson County split up for the benefit of Butte/Silver Bow County. Each of the four plans submitted by the Montana Districting and Apportionment Commission and the plan submitted by the Democrats on the Commission all put some portion of Jefferson County into Butte/Silver Bow County. This is simply unacceptable.

If you are going to consider the three discretionary criteria you set up at the beginning of this process, you will understand why none of these proposals make any sense.

- 1.) Following the lines of political units. Jefferson County is about 1,500 people over the ideal district size. Since our existing district is most of Jefferson County, we should start there and make every effort to keep Jefferson County as whole as possible, the remain population staying with its Community of Interest in Madison County.
- 2.) Following geographic boundaries. The Continental Divide separates Jefferson and Butte/Silver Bow Counties. That is a very distinct geographic boundary between our counties that should be respected.
- 3.) Keeping communities of interest intact. Many people live in Jefferson County because they don't want the impacts and influences of urban areas. Most of Jefferson County should be one district, with an area of the county South of Interstate 90 remaining as part of the district that represents Madison County. The Whitehall Elementary and Whitehall High School District both include portions of Madison County. The Jefferson Valley Rural Fire District also extends into Madison County. Kids from Jefferson County participate in 4-H and the Madison County Fair in Twin Bridges. Jefferson and Madison Counties share an MSU Extension Agent. In short, Southern Jefferson County and Northern Madison County are clearly a "Community of Interest", and should remain together.

Jefferson County is located between three large urban counties, Lewis and Clark, Butte/Silver Bow, and Gallatin. It is important that we keep our own district so that we can maintain our proud identity. Please keep Jefferson County as whole as possible and allow a portion of Southern Jefferson County to remain with their "Community of Interest" in Northern Madison County.

Thank you for your consideration.

Name Camilla Bancroft CAMILLA BANCROFT
Address PO BOX 988, WHITEHALL, MT 59759

TO THE MONTANA DISTRICTING AND APPORTIONMENT COMMISSION
P.O. BOX 201706 HELENA, MT 59620-1706
districting@mt.gov FAX 406-444-3036

Dear Commissioners,

As a resident of Jefferson County, I am totally opposed to having Jefferson County split up for the benefit of Butte/Silver Bow County. Each of the four plans submitted by the Montana Districting and Apportionment Commission and the plan submitted by the Democrats on the Commission all put some portion of Jefferson County into Butte/Silver Bow County. This is simply unacceptable.

If you are going to consider the three discretionary criteria you set up at the beginning of this process, you will understand why none of these proposals make any sense.

- 1.) Following the lines of political units. Jefferson County is about 1,500 people over the ideal district size. Since our existing district is most of Jefferson County, we should start there and make every effort to keep Jefferson County as whole as possible, the remain population staying with its Community of Interest in Madison County .
- 2.) Following geographic boundaries. The Continental Divide separates Jefferson and Butte/Silver Bow Counties. That is a very distinct geographic boundary between our counties that should be respected.
- 3.) Keeping communities of interest intact. Many people live in Jefferson County because they don't want the impacts and influences of urban areas. Most of Jefferson County should be one district, with an area of the county South of Interstate 90 remaining as part of the district that represents Madison County. The Whitehall Elementary and Whitehall High School District both include portions of Madison County. The Jefferson Valley Rural Fire District also extends into Madison County. Kids from Jefferson County participate in 4-H and the Madison County Fair in Twin Bridges. Jefferson and Madison Counties share an MSU Extension Agent. In short, Southern Jefferson County and Northern Madison County are clearly a "Community of Interest", and should remain together.

Jefferson County is located between three large urban counties, Lewis and Clark, Butte/Silver Bow, and Gallatin. It is important that we keep our own district so that we can maintain our proud identity. Please keep Jefferson County as whole as possible and allow a portion of Southern Jefferson County to remain with their "Community of Interest" in Northern Madison County.

Thank you for your consideration.

Name Jane Wimer

Address PO Box 425 Whitehall, MT 59759

Weiss, Rachel

From: Sandy Carey [carey.sandy@gmail.com]
Sent: Monday, March 26, 2012 4:55 PM
To: Weiss, Rachel
Subject: RE: Jefferson County redistricting draft plan

Dear Montana Districting and Apportionment Commission,

In regards to Jefferson County's redistricting, I need to update the email I sent on 3/21. I was under the understanding that there was just one plan but now I understand there is five . I'm not only against the Jefferson County - Urban Rural Plan but all five of them. I'm looking into the one that the Jefferson County Commissioners are proposing.

WE IN JEFFERSON COUNTY SHOULD HAVE A HOUSE REPRESENTATIVE ELECTED TO SPEAK FOR US SINCE WE HAVE 10 - 15 % MORE PEOPLE THAN THE RIGHT NUMBER FOR ONE HOUSE DISTRICT. WE DESERVE TO BE REPRESENTED IN THE MONTANA LEGISLATURE.

Sincerely,
Sandy Carey

From: Weiss, Rachel [mailto:RWeiss@mt.gov]
Sent: Wednesday, March 21, 2012 10:38 AM
To: Sandy Carey
Subject: RE: Jefferson County redistricting draft plan

Dear Ms. Carey,

Thank you for your comments. They will be copied and distributed to all of the commissioners. They also become part of the commission's permanent public record. Don't hesitate to call or email with any questions.

Sincerely,

Rachel Weiss
Legislative Research Analyst
406-444-5367

From: Sandy Carey [mailto:carey.sandy@gmail.com]
Sent: Wednesday, March 21, 2012 10:36 AM
To: Redistricting
Subject: Jefferson County redistricting draft plan

Dear Montana Districting and Apportionment Commission,

The plan which divides Jefferson County into 3 parts is horribly unfair to the people of this county. Our people would be the minority in 2 districts dominated by Butte voters, and 1 district dominated by Helena voters. Jefferson County would literally become a non-entity on the Legislative map.

I am NOT in favor of the draft plan, Jefferson County - Urban Rural Plan, with its proposed plan to redistrict Jefferson County. Thanks for your consideration.

Weiss, Rachel

From: Sandy Carey [carey.sandy@gmail.com]
Sent: Monday, March 26, 2012 4:58 PM
To: Weiss, Rachel
Subject: RE: Jefferson County redistricting draft plan

Dear Montana Districting and Apportionment Commission,

I need to update the email I sent on 3/21. It is in regards to Jefferson County's redistricting. I thought there was one plan but now I understand there is more. I'm not only against the Jefferson County - Urban Rural Plan but all of them. One to look into is the Jefferson County Commissioners proposal.

WE IN JEFFERSON COUNTY SHOULD HAVE A HOUSE REPRESENTATIVE ELECTED TO SPEAK FOR US SINCE WE HAVE 10 - 15 % MORE PEOPLE THAN THE RIGHT NUMBER FOR ONE HOUSE DISTRICT. WE DESERVE TO BE REPRESENTED IN THE MONTANA LEGISLATURE.

Sincerely,
Chris Carey

From: Weiss, Rachel [mailto:RWeiss@mt.gov]
Sent: Wednesday, March 21, 2012 11:34 AM
To: Sandy Carey
Subject: RE: Jefferson County redistricting draft plan

Dear Mr. Carey –

Thank you for your comments. They will be copied and distributed to all of the commissioners. They also become part of the commission's permanent public record. Don't hesitate to call or email with any questions.

Sincerely,

Rachel Weiss
Legislative Research Analyst
406-444-5367

From: Sandy Carey [mailto:carey.sandy@gmail.com]
Sent: Wednesday, March 21, 2012 11:08 AM
To: Redistricting
Subject: Jefferson County redistricting draft plan

Dear Montana Districting and Apportionment Commission,

I am NOT in favor of the draft plan, Jefferson County - Urban Rural Plan, with its proposed plan to redistrict Jefferson County.

The plan which divides Jefferson County into 3 parts is horribly unfair to the people of this county. Our people would be the minority in 2 districts dominated by Butte voters, and 1 district dominated by Helena voters. Jefferson County would literally become a non-entity on the Legislative map.

Thanks for your consideration.

RECEIVED

TO THE MONTANA DISTRICTING AND APPORTIONMENT COMMISSION MAR 27 2012

PO Box 201706
Helena, MT 59620-1706

Montana Legislative
Services Division

districting@mt.gov

FAX: 406-444-3036

Dear Commissioners,

As a resident of Jefferson County, I am totally opposed to having Jefferson County split up for the benefit of Butte/Silver Bow County. Each of the four plans submitted by the Montana Districting and Apportionment Commission and the plan submitted by the Democrats on the Commission all put some portion of Jefferson County into Butte/Silver Bow County. This is simply unacceptable.

If you are going to consider the three discretionary criteria you set up at the beginning of this process, you will understand why none of these proposals make any sense.

- 1.) Following the lines of political units. Jefferson County is about 1,500 people over the ideal district size. Since our existing district is most of Jefferson County, we should start there and make every effort to keep Jefferson County as whole as possible, the remaining population staying with its "Community of Interest" in Madison County.
- 2.) Following geographic boundaries. The Continental Divide separates Jefferson and Butte/Silver Bow Counties. That is a very distinct geographic boundary between our counties that should be respected.
- 3.) Keeping communities of interest intact. Many people live in Jefferson County because they don't want the impacts and influences of urban areas. Most of Jefferson County should be one district, with an area of the county South of Interstate 90 remaining as part of the district that represents Madison County. The Whitehall Elementary and Whitehall High School District both include portions of Madison County. The Jefferson Valley Rural Fire District also extends into Madison County. Kids from Jefferson County participate in 4-H and the Madison County Fair in Twin Bridges. Jefferson and Madison Counties share an MSU Extension Agent. In short, Southern Jefferson County and Northern Madison County are clearly a "Community of Interest", and should remain together.

Jefferson County is located between three large, urban counties, Lewis and Clark, Butte/Silver Bow, and Gallatin. It is important that we keep our own district so that we can maintain our proud identity. Please keep Jefferson County as whole as possible and allow a portion of Southern Jefferson County to remain with their "Community of Interest" in Northern Madison County.

Thank you for your consideration.

Name Bruce and Gwen Quersell

Address PO Box 687, 83 Capp Lane, Whitehall, Mt. 59759

So B/SB has lost population? Well, Boo! So they want to swize off Jefferson County, what arrogance! Most of Butte doesn't even know where Whitehall is, or care.

RECEIVED

TO THE MONTANA DISTRICTING AND APPORTIONMENT COMMISSION
P.O. BOX 201706 HELENA, MT 59620-1706
districting@mt.gov FAX 406-444-3036

Montana Legislative
Services Division

Dear Commissioners,

As a resident of Jefferson County, I am totally opposed to having Jefferson County split up for the benefit of Butte/Silver Bow County. Each of the four plans submitted by the Montana Districting and Apportionment Commission and the plan submitted by the Democrats on the Commission all put some portion of Jefferson County into Butte/Silver Bow County. This is simply unacceptable.

If you are going to consider the three discretionary criteria you set up at the beginning of this process, you will understand why none of these proposals make any sense.

- 1.) Following the lines of political units. Jefferson County is about 1,500 people over the ideal district size. Since our existing district is most of Jefferson County, we should start there and make every effort to keep Jefferson County as whole as possible, the remain population staying with its Community of Interest in Madison County .
- 2.) Following geographic boundaries. The Continental Divide separates Jefferson and Butte/Silver Bow Counties. That is a very distinct geographic boundary between our counties that should be respected.
- 3.) Keeping communities of interest intact. Many people live in Jefferson County because they don't want the impacts and influences of urban areas. Most of Jefferson County should be one district, with an area of the county South of Interstate 90 remaining as part of the district that represents Madison County. The Whitehall Elementary and Whitehall High School District both include portions of Madison County. The Jefferson Valley Rural Fire District also extends into Madison County. Kids from Jefferson County participate in 4-H and the Madison County Fair in Twin Bridges. Jefferson and Madison Counties share an MSU Extension Agent. In short, Southern Jefferson County and Northern Madison County are clearly a "Community of Interest", and should remain together.

Jefferson County is located between three large urban counties, Lewis and Clark, Butte/Silver Bow, and Gallatin. It is important that we keep our own district so that we can maintain our proud identity. Please keep Jefferson County as whole as possible and allow a portion of Southern Jefferson County to remain with their "Community of Interest" in Northern Madison County.

Thank you for your consideration.

Name _____

Address _____

1035 Hwy 55

St. Michaels Mt

TO THE MONTANA DISTRICTING AND APPORTIONMENT COMMISSION
P.O. BOX 201706 HELENA, MT 59620-1706
districting@mt.gov FAX 406-444-3036

RECEIVED

MAR 27 2012

Montana Legislative
Services Division

Dear Commissioners,

As a resident of Jefferson County, I am totally opposed to having Jefferson County split up for the benefit of Butte/Silver Bow County. Each of the four plans submitted by the Montana Districting and Apportionment Commission and the plan submitted by the Democrats on the Commission all put some portion of Jefferson County into Butte/Silver Bow County. This is simply unacceptable.

If you are going to consider the three discretionary criteria you set up at the beginning of this process, you will understand why none of these proposals make any sense.

- 1.) Following the lines of political units. Jefferson County is about 1,500 people over the ideal district size. Since our existing district is most of Jefferson County, we should start there and make every effort to keep Jefferson County as whole as possible, the remain population staying with its Community of Interest in Madison County .
- 2.) Following geographic boundaries. The Continental Divide separates Jefferson and Butte/Silver Bow Counties. That is a very distinct geographic boundary between our counties that should be respected.
- 3.) Keeping communities of interest intact. Many people live in Jefferson County because they don't want the impacts and influences of urban areas. Most of Jefferson County should be one district, with an area of the county South of Interstate 90 remaining as part of the district that represents Madison County. The Whitehall Elementary and Whitehall High School District both include portions of Madison County. The Jefferson Valley Rural Fire District also extends into Madison County. Kids from Jefferson County participate in 4-H and the Madison County Fair in Twin Bridges. Jefferson and Madison Counties share an MSU Extension Agent. In short, Southern Jefferson County and Northern Madison County are clearly a "Community of Interest", and should remain together.

Jefferson County is located between three large urban counties, Lewis and Clark, Butte/Silver Bow, and Gallatin. It is important that we keep our own district so that we can maintain our proud identity. Please keep Jefferson County as whole as possible and allow a portion of Southern Jefferson County to remain with their "Community of Interest" in Northern Madison County.

Thank you for your consideration.

Name

THOMAS E WHEELER

Address

P.O BOX 252 - WHITEHALL, MT. 59759

3/26/12

TO THE MONTANA DISTRICTING AND APPORTIONMENT COMMISSION
P.O. BOX 201706 HELENA, MT 59620-1706
districting@mt.gov FAX 406-444-3036

Montana Legislative Services Division
MAR 27 2012

Dear Commissioners,

RECEIVED

As a resident of Jefferson County, I am totally opposed to having Jefferson County split up for the benefit of Butte/Silver Bow County. Each of the four plans submitted by the Montana Districting and Apportionment Commission and the plan submitted by the Democrats on the Commission all put some portion of Jefferson County into Butte/Silver Bow County. This is simply unacceptable.

If you are going to consider the three discretionary criteria you set up at the beginning of this process, you will understand why none of these proposals make any sense.

- 1.) Following the lines of political units. Jefferson County is about 1,500 people over the ideal district size. Since our existing district is most of Jefferson County, we should start there and make every effort to keep Jefferson County as whole as possible, the remain population staying with its Community of Interest in Madison County .
- 2.) Following geographic boundaries. The Continental Divide separates Jefferson and Butte/Silver Bow Counties. That is a very distinct geographic boundary between our counties that should be respected.
- 3.) Keeping communities of interest intact. Many people live in Jefferson County because they don't want the impacts and influences of urban areas. Most of Jefferson County should be one district, with an area of the county South of Interstate 90 remaining as part of the district that represents Madison County. The Whitehall Elementary and Whitehall High School District both include portions of Madison County. The Jefferson Valley Rural Fire District also extends into Madison County. Kids from Jefferson County participate in 4-H and the Madison County Fair in Twin Bridges. Jefferson and Madison Counties share an MSU Extension Agent. In short, Southern Jefferson County and Northern Madison County are clearly a "Community of Interest", and should remain together.

Jefferson County is located between three large urban counties, Lewis and Clark, Butte/Silver Bow, and Gallatin. It is important that we keep our own district so that we can maintain our proud identity. Please keep Jefferson County as whole as possible and allow a portion of Southern Jefferson County to remain with their "Community of Interest" in Northern Madison County.

Thank you for your consideration.

Name

Vincent D Keogh

Address

Box 52 Whitehall

TO THE MONTANA DISTRICTING AND APPORTIONMENT COMMISSION
P.O. BOX 201706 HELENA, MT 59620-1706
districting@mt.gov FAX 406-444-3036

RECEIVED

MAR 27 2012

Montana Legislative
Services Division

Dear Commissioners,

As a resident of Jefferson County, I am totally opposed to having Jefferson County split up for the benefit of Butte/Silver Bow County. Each of the four plans submitted by the Montana Districting and Apportionment Commission and the plan submitted by the Democrats on the Commission all put some portion of Jefferson County into Butte/Silver Bow County. This is simply unacceptable.

If you are going to consider the three discretionary criteria you set up at the beginning of this process, you will understand why none of these proposals make any sense.

- 1.) Following the lines of political units. Jefferson County is about 1,500 people over the ideal district size. Since our existing district is most of Jefferson County, we should start there and make every effort to keep Jefferson County as whole as possible, the remain population staying with its Community of Interest in Madison County.
- 2.) Following geographic boundaries. The Continental Divide separates Jefferson and Butte/Silver Bow Counties. That is a very distinct geographic boundary between our counties that should be respected.
- 3.) Keeping communities of interest intact. Many people live in Jefferson County because they don't want the impacts and influences of urban areas. Most of Jefferson County should be one district, with an area of the county South of Interstate 90 remaining as part of the district that represents Madison County. The Whitehall Elementary and Whitehall High School District both include portions of Madison County. The Jefferson Valley Rural Fire District also extends into Madison County. Kids from Jefferson County participate in 4-H and the Madison County Fair in Twin Bridges. Jefferson and Madison Counties share an MSU Extension Agent. In short, Southern Jefferson County and Northern Madison County are clearly a "Community of Interest", and should remain together.

Jefferson County is located between three large urban counties, Lewis and Clark, Butte/Silver Bow, and Gallatin. It is important that we keep our own district so that we can maintain our proud identity. Please keep Jefferson County as whole as possible and allow a portion of Southern Jefferson County to remain with their "Community of Interest" in Northern Madison County.

Thank you for your consideration.

Name Marshanne Keogh
Address P.O. Box 53 - Whitehall, MT 59759
1 Tobacco Root Circle

TO THE MONTANA DISTRICTING AND APPORTIONMENT COMMISSION
PO Box 201706
Helena, MT 59620-1706

RECEIVED

MAR 27 2012

Montana Legislative
Services Division

districting@mt.gov

FAX: 406-444-3036

Dear Commissioners,

As a resident of Jefferson County, I am totally opposed to having Jefferson County split up for the benefit of Butte/Silver Bow County. Each of the four plans submitted by the Montana Districting and Apportionment Commission and the plan submitted by the Democrats on the Commission all put some portion of Jefferson County into Butte/Silver Bow County. This is simply unacceptable.

If you are going to consider the three discretionary criteria you set up at the beginning of this process, you will understand why none of these proposals make any sense.

- 1.) Following the lines of political units. Jefferson County is about 1,500 people over the ideal district size. Since our existing district is most of Jefferson County, we should start there and make every effort to keep Jefferson County as whole as possible, the remaining population staying with its "Community of Interest" in Madison County.
- 2.) Following geographic boundaries. The Continental Divide separates Jefferson and Butte/Silver Bow Counties. That is a very distinct geographic boundary between our counties that should be respected.
- 3.) Keeping communities of interest intact. Many people live in Jefferson County because they don't want the impacts and influences of urban areas. Most of Jefferson County should be one district, with an area of the county South of Interstate 90 remaining as part of the district that represents Madison County. The Whitehall Elementary and Whitehall High School District both include portions of Madison County. The Jefferson Valley Rural Fire District also extends into Madison County. Kids from Jefferson County participate in 4-H and the Madison County Fair in Twin Bridges. Jefferson and Madison Counties share an MSU Extension Agent. In short, Southern Jefferson County and Northern Madison County are clearly a "Community of Interest", and should remain together.

Jefferson County is located between three large, urban counties, Lewis and Clark, Butte/Silver Bow, and Gallatin. It is important that we keep our own district so that we can maintain our proud identity. Please keep Jefferson County as whole as possible and allow a portion of Southern Jefferson County to remain with their "Community of Interest" in Northern Madison County.

Thank you for your consideration.

Name Larry Feight

Suey Zha

Address P.O. Box 556 - 677 Hwy 2 East Whitehall, MT

this would be a huge injustice to put Jefferson County with Butte/Silver Bow. If Butte doesn't have the population for 4 seats it should not be Jefferson County's responsibility to give them one.
Suey Zha

TO THE MONTANA DISTRICTING AND APPORTIONMENT COMMISSION
PO Box 201706
Helena, MT 59620-1706

RECEIVED

districting@mt.gov

FAX: 406-444-3036

MAR 27 2012

Dear Commissioners,

Montana Legislative
Services Division

As a resident of Jefferson County, I am totally opposed to having Jefferson County split up for the benefit of Butte/Silver Bow County. Each of the four plans submitted by the Montana Districting and Apportionment Commission and the plan submitted by the Democrats on the Commission all put some portion of Jefferson County into Butte/Silver Bow County. This is simply unacceptable.

If you are going to consider the three discretionary criteria you set up at the beginning of this process, you will understand why none of these proposals make any sense.

- 1.) Following the lines of political units. Jefferson County is about 1,500 people over the ideal district size. Since our existing district is most of Jefferson County, we should start there and make every effort to keep Jefferson County as whole as possible, the remaining population staying with its "Community of Interest" in Madison County.
- 2.) Following geographic boundaries. The Continental Divide separates Jefferson and Butte/Silver Bow Counties. That is a very distinct geographic boundary between our counties that should be respected.
- 3.) Keeping communities of interest intact. Many people live in Jefferson County because they don't want the impacts and influences of urban areas. Most of Jefferson County should be one district, with an area of the county South of Interstate 90 remaining as part of the district that represents Madison County. The Whitehall Elementary and Whitehall High School District both include portions of Madison County. The Jefferson Valley Rural Fire District also extends into Madison County. Kids from Jefferson County participate in 4-H and the Madison County Fair in Twin Bridges. Jefferson and Madison Counties share an MSU Extension Agent. In short, Southern Jefferson County and Northern Madison County are clearly a "Community of Interest", and should remain together.

Jefferson County is located between three large, urban counties, Lewis and Clark, Butte/Silver Bow, and Gallatin. It is important that we keep our own district so that we can maintain our proud identity. Please keep Jefferson County as whole as possible and allow a portion of Southern Jefferson County to remain with their "Community of Interest" in Northern Madison County.

Thank you for your consideration.

Name Evelyn Ellis

Address P.O. Box 452 209 E. 2ND Whitehall MT 59759

TO THE MONTANA DISTRICTING AND APPORTIONMENT COMMISSION
P.O. BOX 201706 HELENA, MT 59620-1706
districting@mt.gov FAX 406-444-3036

RECEIVED

MAR 27 2012

Dear Commissioners,

Montana Legislative
Services Division

As a resident of Jefferson County, I am totally opposed to having Jefferson County split up for the benefit of Butte/Silver Bow County. Each of the four plans submitted by the Montana Districting and Apportionment Commission and the plan submitted by the Democrats on the Commission all put some portion of Jefferson County into Butte/Silver Bow County. This is simply unacceptable.

If you are going to consider the three discretionary criteria you set up at the beginning of this process, you will understand why none of these proposals make any sense.

- 1.) Following the lines of political units. Jefferson County is about 1,500 people over the ideal district size. Since our existing district is most of Jefferson County, we should start there and make every effort to keep Jefferson County as whole as possible, the remain population staying with its Community of Interest in Madison County .
- 2.) Following geographic boundaries. The Continental Divide separates Jefferson and Butte/Silver Bow Counties. That is a very distinct geographic boundary between our counties that should be respected.
- 3.) Keeping communities of interest intact. Many people live in Jefferson County because they don't want the impacts and influences of urban areas. Most of Jefferson County should be one district, with an area of the county South of Interstate 90 remaining as part of the district that represents Madison County. The Whitehall Elementary and Whitehall High School District both include portions of Madison County. The Jefferson Valley Rural Fire District also extends into Madison County. Kids from Jefferson County participate in 4-H and the Madison County Fair in Twin Bridges. Jefferson and Madison Counties share an MSU Extension Agent. In short, Southern Jefferson County and Northern Madison County are clearly a "Community of Interest", and should remain together.

Jefferson County is located between three large urban counties, Lewis and Clark, Butte/Silver Bow, and Gallatin. It is important that we keep our own district so that we can maintain our proud identity. Please keep Jefferson County as whole as possible and allow a portion of Southern Jefferson County to remain with their "Community of Interest" in Northern Madison County.

Thank you for your consideration.

Name Nancy D. Wheeler

Address Po Box 252 Whitehall, MT 59759

3/26/12

TO THE MONTANA DISTRICTING AND APPORTIONMENT COMMISSION
P.O. BOX 201706 HELENA, MT 59620-1706
districting@mt.gov FAX 406-444-3036

RECEIVED

MAR 27 2012

Dear Commissioners,

Montana Legislative
Services Division

As a resident of Jefferson County, I am totally opposed to having Jefferson County split up for the benefit of Butte/Silver Bow County. Each of the four plans submitted by the Montana Districting and Apportionment Commission and the plan submitted by the Democrats on the Commission all put some portion of Jefferson County into Butte/Silver Bow County. This is simply unacceptable.

If you are going to consider the three discretionary criteria you set up at the beginning of this process, you will understand why none of these proposals make any sense.

- Please read as is*
- 1.) Following the lines of political units. Jefferson County is about 1,500 people over the ideal district size. Since our existing district is most of Jefferson County, we should start there and make every effort to keep Jefferson County as whole as possible, the remain population staying with its Community of Interest in Madison County .
 - 2.) Following geographic boundaries. The Continental Divide separates Jefferson and Butte/Silver Bow Counties. That is a very distinct geographic boundary between our counties that should be respected.
 - 3.) Keeping communities of interest intact. Many people live in Jefferson County because they don't want the impacts and influences of urban areas. Most of Jefferson County should be one district, with an area of the county South of Interstate 90 remaining as part of the district that represents Madison County. The Whitehall Elementary and Whitehall High School District both include portions of Madison County. The Jefferson Valley Rural Fire District also extends into Madison County. Kids from Jefferson County participate in 4-H and the Madison County Fair in Twin Bridges. Jefferson and Madison Counties share an MSU Extension Agent. In short, Southern Jefferson County and Northern Madison County are clearly a "Community of Interest", and should remain together.

Jefferson County is located between three large urban counties, Lewis and Clark, Butte/Silver Bow, and Gallatin. It is important that we keep our own district so that we can maintain our proud identity. Please keep Jefferson County as whole as possible and allow a portion of Southern Jefferson County to remain with their "Community of Interest" in Northern Madison County.

Thank you for your consideration.

Name

Address

Arman A. [Signature]
205 N Whitehall ST, PO. Box 85 Whitehall MT, 59759

TO THE MONTANA DISTRICTING AND APPORTIONMENT COMMISSION
P.O. BOX 201706 HELENA, MT 59620-1706
districting@mt.gov FAX 406-444-3036

Montana Legislative Services Division
MAR 27 2007

Dear Commissioners,

RECEIVED

As a resident of Jefferson County, I am totally opposed to having Jefferson County split up for the benefit of Butte/Silver Bow County. Each of the four plans submitted by the Montana Districting and Apportionment Commission and the plan submitted by the Democrats on the Commission all put some portion of Jefferson County into Butte/Silver Bow County. This is simply unacceptable.

If you are going to consider the three discretionary criteria you set up at the beginning of this process, you will understand why none of these proposals make any sense.

- 1.) Following the lines of political units. Jefferson County is about 1,500 people over the ideal district size. Since our existing district is most of Jefferson County, we should start there and make every effort to keep Jefferson County as whole as possible, the remain population staying with its Community of Interest in Madison County .
- 2.) Following geographic boundaries. The Continental Divide separates Jefferson and Butte/Silver Bow Counties. That is a very distinct geographic boundary between our counties that should be respected.
- 3.) Keeping communities of interest intact. Many people live in Jefferson County because they don't want the impacts and influences of urban areas. Most of Jefferson County should be one district, with an area of the county South of Interstate 90 remaining as part of the district that represents Madison County. The Whitehall Elementary and Whitehall High School District both include portions of Madison County. The Jefferson Valley Rural Fire District also extends into Madison County. Kids from Jefferson County participate in 4-H and the Madison County Fair in Twin Bridges. Jefferson and Madison Counties share an MSU Extension Agent. In short, Southern Jefferson County and Northern Madison County are clearly a "Community of Interest", and should remain together.

Jefferson County is located between three large urban counties, Lewis and Clark, Butte/Silver Bow, and Gallatin. It is important that we keep our own district so that we can maintain our proud identity. Please keep Jefferson County as whole as possible and allow a portion of Southern Jefferson County to remain with their "Community of Interest" in Northern Madison County.

Thank you for your consideration.

Name Thelma Arkell

Address P.O. Box 85 205 W Whitehall St Whitehall MT
59715

RECEIVED

TO THE MONTANA DISTRICTING AND APPORTIONMENT COMMISSION

P.O. BOX 201706 HELENA, MT 59620-1706

districting@mt.gov FAX 406-444-3036

MAR 27 2012

Montana Legislative
Services Division

Dear Commissioners,

As a resident of Jefferson County, I am totally opposed to having Jefferson County split up for the benefit of Butte/Silver Bow County. Each of the four plans submitted by the Montana Districting and Apportionment Commission and the plan submitted by the Democrats on the Commission all put some portion of Jefferson County into Butte/Silver Bow County. This is simply unacceptable.

If you are going to consider the three discretionary criteria you set up at the beginning of this process, you will understand why none of these proposals make any sense.

- 1.) Following the lines of political units. Jefferson County is about 1,500 people over the ideal district size. Since our existing district is most of Jefferson County, we should start there and make every effort to keep Jefferson County as whole as possible, the remain population staying with its Community of Interest in Madison County .
- 2.) Following geographic boundaries. The Continental Divide separates Jefferson and Butte/Silver Bow Counties. That is a very distinct geographic boundary between our counties that should be respected.
- 3.) Keeping communities of interest intact. Many people live in Jefferson County because they don't want the impacts and influences of urban areas. Most of Jefferson County should be one district, with an area of the county South of Interstate 90 remaining as part of the district that represents Madison County. The Whitehall Elementary and Whitehall High School District both include portions of Madison County. The Jefferson Valley Rural Fire District also extends into Madison County. Kids from Jefferson County participate in 4-H and the Madison County Fair in Twin Bridges. Jefferson and Madison Counties share an MSU Extension Agent. In short, Southern Jefferson County and Northern Madison County are clearly a "Community of Interest", and should remain together.

Jefferson County is located between three large urban counties, Lewis and Clark, Butte/Silver Bow, and Gallatin. It is important that we keep our own district so that we can maintain our proud identity. Please keep Jefferson County as whole as possible and allow a portion of Southern Jefferson County to remain with their "Community of Interest" in Northern Madison County.

Thank you for your consideration.

Name

Scott Arkell

SCOTT ARKELL

Address

205 N Whitehall ST Whitehall MT 59759

TO THE MONTANA DISTRICTING AND APPORTIONMENT COMMISSION
P.O. BOX 201706 HELENA, MT 59620-1706
districting@mt.gov FAX 406-444-3036

Dear Commissioners,

As a resident of Jefferson County, I am totally opposed to having Jefferson County split up for the benefit of Butte/Silver Bow County. Each of the four plans submitted by the Montana Districting and Apportionment Commission and the plan submitted by the Democrats on the Commission all put some portion of Jefferson County into Butte/Silver Bow County. This is simply unacceptable.

If you are going to consider the three discretionary criteria you set up at the beginning of this process, you will understand why none of these proposals make any sense.

- 1.) Following the lines of political units. Jefferson County is about 1,500 people over the ideal district size. Since our existing district is most of Jefferson County, we should start there and make every effort to keep Jefferson County as whole as possible, the remain population staying with its Community of Interest in Madison County.
- 2.) Following geographic boundaries. The Continental Divide separates Jefferson and Butte/Silver Bow Counties. That is a very distinct geographic boundary between our counties that should be respected.
- 3.) Keeping communities of interest intact. Many people live in Jefferson County because they don't want the impacts and influences of urban areas. Most of Jefferson County should be one district, with an area of the county South of Interstate 90 remaining as part of the district that represents Madison County. The Whitehall Elementary and Whitehall High School District both include portions of Madison County. The Jefferson Valley Rural Fire District also extends into Madison County. Kids from Jefferson County participate in 4-H and the Madison County Fair in Twin Bridges. Jefferson and Madison Counties share an MSU Extension Agent. In short, Southern Jefferson County and Northern Madison County are clearly a "Community of Interest", and should remain together.

Jefferson County is located between three large urban counties, Lewis and Clark, Butte/Silver Bow, and Gallatin. It is important that we keep our own district so that we can maintain our proud identity. Please keep Jefferson County as whole as possible and allow a portion of Southern Jefferson County to remain with their "Community of Interest" in Northern Madison County.

Thank you for your consideration.

Name

Alan E. Kumer

Address

209 E. FIRST STREET, WHITEHALL, MT 59759

TO THE MONTANA DISTRICTING AND APPORTIONMENT COMMISSION
P.O. BOX 201706 HELENA, MT 59620-1706
districting@mt.gov FAX 406-444-3036

Dear Commissioners,

As a resident of Jefferson County, I am totally opposed to having Jefferson County split up for the benefit of Butte/Silver Bow County. Each of the four plans submitted by the Montana Districting and Apportionment Commission and the plan submitted by the Democrats on the Commission all put some portion of Jefferson County into Butte/Silver Bow County. This is simply unacceptable.

If you are going to consider the three discretionary criteria you set up at the beginning of this process, you will understand why none of these proposals make any sense.

- 1.) Following the lines of political units. Jefferson County is about 1,500 people over the ideal district size. Since our existing district is most of Jefferson County, we should start there and make every effort to keep Jefferson County as whole as possible, the remain population staying with its Community of Interest in Madison County .
- 2.) Following geographic boundaries. The Continental Divide separates Jefferson and Butte/Silver Bow Counties. That is a very distinct geographic boundary between our counties that should be respected.
- 3.) Keeping communities of interest intact. Many people live in Jefferson County because they don't want the impacts and influences of urban areas. Most of Jefferson County should be one district, with an area of the county South of Interstate 90 remaining as part of the district that represents Madison County. The Whitehall Elementary and Whitehall High School District both include portions of Madison County. The Jefferson Valley Rural Fire District also extends into Madison County. Kids from Jefferson County participate in 4-H and the Madison County Fair in Twin Bridges. Jefferson and Madison Counties share an MSU Extension Agent. In short, Southern Jefferson County and Northern Madison County are clearly a "Community of Interest", and should remain together.

Jefferson County is located between three large urban counties, Lewis and Clark, Butte/Silver Bow, and Gallatin. It is important that we keep our own district so that we can maintain our proud identity. Please keep Jefferson County as whole as possible and allow a portion of Southern Jefferson County to remain with their "Community of Interest" in Northern Madison County.

Thank you for your consideration.

Name

JAMES M TINGLER

Address

10 Swoxy Slope Whitehall MT

TO THE MONTANA DISTRICTING AND APPORTIONMENT COMMISSION
 P.O. BOX 201706 HELENA, MT 59620-1706
districting@mt.gov FAX 406-444-3036

Dear Commissioners,

As a resident of Jefferson County, I am totally opposed to having Jefferson County split up for the benefit of Butte/Silver Bow County. Each of the four plans submitted by the Montana Districting and Apportionment Commission and the plan submitted by the Democrats on the Commission all put some portion of Jefferson County into Butte/Silver Bow County. This is simply unacceptable.

If you are going to consider the three discretionary criteria you set up at the beginning of this process, you will understand why none of these proposals make any sense.


- 1.) Following the lines of political units. Jefferson County is about 1,500 people over the ideal district size. Since our existing district is most of Jefferson County, we should start there and make every effort to keep Jefferson County as whole as possible, the remain population staying with its Community of Interest in Madison County.
- 2.) Following geographic boundaries. The Continental Divide separates Jefferson and Butte/Silver Bow Counties. That is a very distinct geographic boundary between our counties that should be respected.
- 3.) Keeping communities of interest intact. Many people live in Jefferson County because they don't want the impacts and influences of urban areas. Most of Jefferson County should be one district, with an area of the county South of Interstate 90 remaining as part of the district that represents Madison County. The Whitehall Elementary and Whitehall High School District both include portions of Madison County. The Jefferson Valley Rural Fire District also extends into Madison County. Kids from Jefferson County participate in 4-H and the Madison County Fair in Twin Bridges. Jefferson and Madison Counties share an MSU Extension Agent. In short, Southern Jefferson County and Northern Madison County are clearly a "Community of Interest", and should remain together.

Jefferson County is located between three large urban counties, Lewis and Clark, Butte/Silver Bow, and Gallatin. It is important that we keep our own district so that we can maintain our proud identity. Please keep Jefferson County as whole as possible and allow a portion of Southern Jefferson County to remain with their "Community of Interest" in Northern Madison County.

Thank you for your consideration.

Name

Address


 206 Yellowstone trail, Whitehall, MT 59759

TO THE MONTANA DISTRICTING AND APPORTIONMENT COMMISSION
P.O. BOX 201706 HELENA, MT 59620-1706
districting@mt.gov FAX 406-444-3036

Dear Commissioners,

As a resident of Jefferson County, I am totally opposed to having Jefferson County split up for the benefit of Butte/Silver Bow County. Each of the four plans submitted by the Montana Districting and Apportionment Commission and the plan submitted by the Democrats on the Commission all put some portion of Jefferson County into Butte/Silver Bow County. This is simply unacceptable.

If you are going to consider the three discretionary criteria you set up at the beginning of this process, you will understand why none of these proposals make any sense.

- 1.) Following the lines of political units. Jefferson County is about 1,500 people over the ideal district size. Since our existing district is most of Jefferson County, we should start there and make every effort to keep Jefferson County as whole as possible, the remain population staying with its Community of Interest in Madison County.
- 2.) Following geographic boundaries. The Continental Divide separates Jefferson and Butte/Silver Bow Counties. That is a very distinct geographic boundary between our counties that should be respected.
- 3.) Keeping communities of interest intact. Many people live in Jefferson County because they don't want the impacts and influences of urban areas. Most of Jefferson County should be one district, with an area of the county South of Interstate 90 remaining as part of the district that represents Madison County. The Whitehall Elementary and Whitehall High School District both include portions of Madison County. The Jefferson Valley Rural Fire District also extends into Madison County. Kids from Jefferson County participate in 4-H and the Madison County Fair in Twin Bridges. Jefferson and Madison Counties share an MSU Extension Agent. In short, Southern Jefferson County and Northern Madison County are clearly a "Community of Interest", and should remain together.

Jefferson County is located between three large urban counties, Lewis and Clark, Butte/Silver Bow, and Gallatin. It is important that we keep our own district so that we can maintain our proud identity. Please keep Jefferson County as whole as possible and allow a portion of Southern Jefferson County to remain with their "Community of Interest" in Northern Madison County.

Thank you for your consideration.

Name

Mina Casello

Address

206 Yellowstone, Box 731 ~ whitehall MT 59759

TO THE MONTANA DISTRICTING AND APPORTIONMENT COMMISSION
P.O. BOX 201706 HELENA, MT 59620-1706
districting@mt.gov FAX 406-444-3036

Dear Commissioners,

As a resident of Jefferson County, I am totally opposed to having Jefferson County split up for the benefit of Butte/Silver Bow County. Each of the four plans submitted by the Montana Districting and Apportionment Commission and the plan submitted by the Democrats on the Commission all put some portion of Jefferson County into Butte/Silver Bow County. This is simply unacceptable.

If you are going to consider the three discretionary criteria you set up at the beginning of this process, you will understand why none of these proposals make any sense.

- 1.) Following the lines of political units. Jefferson County is about 1,500 people over the ideal district size. Since our existing district is most of Jefferson County, we should start there and make every effort to keep Jefferson County as whole as possible, the remain population staying with its Community of Interest in Madison County.
- 2.) Following geographic boundaries. The Continental Divide separates Jefferson and Butte/Silver Bow Counties. That is a very distinct geographic boundary between our counties that should be respected.
- 3.) Keeping communities of interest intact. Many people live in Jefferson County because they don't want the impacts and influences of urban areas. Most of Jefferson County should be one district, with an area of the county South of Interstate 90 remaining as part of the district that represents Madison County. The Whitehall Elementary and Whitehall High School District both include portions of Madison County. The Jefferson Valley Rural Fire District also extends into Madison County. Kids from Jefferson County participate in 4-H and the Madison County Fair in Twin Bridges. Jefferson and Madison Counties share an MSU Extension Agent. In short, Southern Jefferson County and Northern Madison County are clearly a "Community of Interest", and should remain together.

Jefferson County is located between three large urban counties, Lewis and Clark, Butte/Silver Bow, and Gallatin. It is important that we keep our own district so that we can maintain our proud identity. Please keep Jefferson County as whole as possible and allow a portion of Southern Jefferson County to remain with their "Community of Interest" in Northern Madison County.

Thank you for your consideration.

Name

LEVI DOWNEY 

Address

606 KUNTZ ROAD WHITEHALL

TO THE MONTANA DISTRICTING AND APPORTIONMENT COMMISSION
 P.O. BOX 201706 HELENA, MT 59620-1706
districting@mt.gov FAX 406-444-3036

Dear Commissioners,

As a resident of Jefferson County, I am totally opposed to having Jefferson County split up for the benefit of Butte/Silver Bow County. Each of the four plans submitted by the Montana Districting and Apportionment Commission and the plan submitted by the Democrats on the Commission all put some portion of Jefferson County into Butte/Silver Bow County. This is simply unacceptable.

If you are going to consider the three discretionary criteria you set up at the beginning of this process, you will understand why none of these proposals make any sense.

- 1.) Following the lines of political units. Jefferson County is about 1,500 people over the ideal district size. Since our existing district is most of Jefferson County, we should start there and make every effort to keep Jefferson County as whole as possible, the remain population staying with its Community of Interest in Madison County.
- 2.) Following geographic boundaries. The Continental Divide separates Jefferson and Butte/Silver Bow Counties. That is a very distinct geographic boundary between our counties that should be respected.
- 3.) Keeping communities of interest intact. Many people live in Jefferson County because they don't want the impacts and influences of urban areas. Most of Jefferson County should be one district, with an area of the county South of Interstate 90 remaining as part of the district that represents Madison County. The Whitehall Elementary and Whitehall High School District both include portions of Madison County. The Jefferson Valley Rural Fire District also extends into Madison County. Kids from Jefferson County participate in 4-H and the Madison County Fair in Twin Bridges. Jefferson and Madison Counties share an MSU Extension Agent. In short, Southern Jefferson County and Northern Madison County are clearly a "Community of Interest", and should remain together.

Jefferson County is located between three large urban counties, Lewis and Clark, Butte/Silver Bow, and Gallatin. It is important that we keep our own district so that we can maintain our proud identity. Please keep Jefferson County as whole as possible and allow a portion of Southern Jefferson County to remain with their "Community of Interest" in Northern Madison County.

Thank you for your consideration.

Name Corie Downay Cowd Downay
 Address 66 Kauntz Road, Whitehall

TO THE MONTANA DISTRICTING AND APPORTIONMENT COMMISSION
 P.O. BOX 201706 HELENA, MT 59620-1706
districting@mt.gov FAX 406-444-3036

Dear Commissioners,

As a resident of Jefferson County, I am totally opposed to having Jefferson County split up for the benefit of Butte/Silver Bow County. Each of the four plans submitted by the Montana Districting and Apportionment Commission and the plan submitted by the Democrats on the Commission all put some portion of Jefferson County into Butte/Silver Bow County. This is simply unacceptable.

If you are going to consider the three discretionary criteria you set up at the beginning of this process, you will understand why none of these proposals make any sense.

- 1.) Following the lines of political units. Jefferson County is about 1,500 people over the ideal district size. Since our existing district is most of Jefferson County, we should start there and make every effort to keep Jefferson County as whole as possible, the remain population staying with its Community of Interest in Madison County.
- 2.) Following geographic boundaries. The Continental Divide separates Jefferson and Butte/Silver Bow Counties. That is a very distinct geographic boundary between our counties that should be respected.
- 3.) Keeping communities of interest intact. Many people live in Jefferson County because they don't want the impacts and influences of urban areas. Most of Jefferson County should be one district, with an area of the county South of Interstate 90 remaining as part of the district that represents Madison County. The Whitehall Elementary and Whitehall High School District both include portions of Madison County. The Jefferson Valley Rural Fire District also extends into Madison County. Kids from Jefferson County participate in 4-H and the Madison County Fair in Twin Bridges. Jefferson and Madison Counties share an MSU Extension Agent. In short, Southern Jefferson County and Northern Madison County are clearly a "Community of Interest", and should remain together.

Jefferson County is located between three large urban counties, Lewis and Clark, Butte/Silver Bow, and Gallatin. It is important that we keep our own district so that we can maintain our proud identity. Please keep Jefferson County as whole as possible and allow a portion of Southern Jefferson County to remain with their "Community of Interest" in Northern Madison County.

Thank you for your consideration.

Name Mina Casello

Address 206 Yellowstone, Box 731 ~ whitehall MT 59759

TO THE MONTANA DISTRICTING AND APPORTIONMENT COMMISSION
P.O. BOX 201706 HELENA, MT 59620-1706
districting@mt.gov FAX 406-444-3036

Dear Commissioners,

As a resident of Jefferson County, I am totally opposed to having Jefferson County split up for the benefit of Butte/Silver Bow County. Each of the four plans submitted by the Montana Districting and Apportionment Commission and the plan submitted by the Democrats on the Commission all put some portion of Jefferson County into Butte/Silver Bow County. This is simply unacceptable.

If you are going to consider the three discretionary criteria you set up at the beginning of this process, you will understand why none of these proposals make any sense.

- 1.) Following the lines of political units. Jefferson County is about 1,500 people over the ideal district size. Since our existing district is most of Jefferson County, we should start there and make every effort to keep Jefferson County as whole as possible, the remain population staying with its Community of Interest in Madison County.
- 2.) Following geographic boundaries. The Continental Divide separates Jefferson and Butte/Silver Bow Counties. That is a very distinct geographic boundary between our counties that should be respected.
- 3.) Keeping communities of interest intact. Many people live in Jefferson County because they don't want the impacts and influences of urban areas. Most of Jefferson County should be one district, with an area of the county South of Interstate 90 remaining as part of the district that represents Madison County. The Whitehall Elementary and Whitehall High School District both include portions of Madison County. The Jefferson Valley Rural Fire District also extends into Madison County. Kids from Jefferson County participate in 4-H and the Madison County Fair in Twin Bridges. Jefferson and Madison Counties share an MSU Extension Agent. In short, Southern Jefferson County and Northern Madison County are clearly a "Community of Interest", and should remain together.

Jefferson County is located between three large urban counties, Lewis and Clark, Butte/Silver Bow, and Gallatin. It is important that we keep our own district so that we can maintain our proud identity. Please keep Jefferson County as whole as possible and allow a portion of Southern Jefferson County to remain with their "Community of Interest" in Northern Madison County.

Thank you for your consideration.

Name [Signature]

Address 206 Yellowstone trail, Whitehall, MT 59759

TO THE MONTANA DISTRICTING AND APPORTIONMENT COMMISSION
PO Box 201706
Helena, MT 59620-1706

districting@mt.gov

FAX: 406-444-3036

Dear Commissioners,

As a resident of Jefferson County, I am totally opposed to having Jefferson County split up for the benefit of Butte/Silver Bow County. Each of the four plans submitted by the Montana Districting and Apportionment Commission and the plan submitted by the Democrats on the Commission all put some portion of Jefferson County into Butte/Silver Bow County. This is simply unacceptable.

If you are going to consider the three discretionary criteria you set up at the beginning of this process, you will understand why none of these proposals make any sense.

- 1.) Following the lines of political units. Jefferson County is about 1,500 people over the ideal district size. Since our existing district is most of Jefferson County, we should start there and make every effort to keep Jefferson County as whole as possible, the remaining population staying with its "Community of Interest" in Madison County.
- 2.) Following geographic boundaries. The Continental Divide separates Jefferson and Butte/Silver Bow Counties. That is a very distinct geographic boundary between our counties that should be respected.
- 3.) Keeping communities of interest intact. Many people live in Jefferson County because they don't want the impacts and influences of urban areas. Most of Jefferson County should be one district, with an area of the county South of Interstate 90 remaining as part of the district that represents Madison County. The Whitehall Elementary and Whitehall High School District both include portions of Madison County. The Jefferson Valley Rural Fire District also extends into Madison County. Kids from Jefferson County participate in 4-H and the Madison County Fair in Twin Bridges. Jefferson and Madison Counties share an MSU Extension Agent. In short, Southern Jefferson County and Northern Madison County are clearly a "Community of Interest", and should remain together.

Jefferson County is located between three large, urban counties, Lewis and Clark, Butte/Silver Bow, and Gallatin. It is important that we keep our own district so that we can maintain our proud identity. Please keep Jefferson County as whole as possible and allow a portion of Southern Jefferson County to remain with their "Community of Interest" in Northern Madison County.

Thank you for your consideration.

Name

DENNIS SACRY

Address

PO Box 549 Whitehall MT 59759

TO THE MONTANA DISTRICTING AND APPORTIONMENT COMMISSION
P.O. BOX 201706 HELENA, MT 59620-1706
districting@mt.gov FAX 406-444-3036

Dear Commissioners,

As a resident of Jefferson County, I am totally opposed to having Jefferson County split up for the benefit of Butte/Silver Bow County. Each of the four plans submitted by the Montana Districting and Apportionment Commission and the plan submitted by the Democrats on the Commission all put some portion of Jefferson County into Butte/Silver Bow County. This is simply unacceptable.

If you are going to consider the three discretionary criteria you set up at the beginning of this process, you will understand why none of these proposals make any sense.

- 1.) Following the lines of political units. Jefferson County is about 1,500 people over the ideal district size. Since our existing district is most of Jefferson County, we should start there and make every effort to keep Jefferson County as whole as possible, the remain population staying with its Community of Interest in Madison County .
- 2.) Following geographic boundaries. The Continental Divide separates Jefferson and Butte/Silver Bow Counties. That is a very distinct geographic boundary between our counties that should be respected.
- 3.) Keeping communities of interest intact. Many people live in Jefferson County because they don't want the impacts and influences of urban areas. Most of Jefferson County should be one district, with an area of the county South of Interstate 90 remaining as part of the district that represents Madison County. The Whitehall Elementary and Whitehall High School District both include portions of Madison County. The Jefferson Valley Rural Fire District also extends into Madison County. Kids from Jefferson County participate in 4-H and the Madison County Fair in Twin Bridges. Jefferson and Madison Counties share an MSU Extension Agent. In short, Southern Jefferson County and Northern Madison County are clearly a "Community of Interest", and should remain together.

Jefferson County is located between three large urban counties, Lewis and Clark, Butte/Silver Bow, and Gallatin. It is important that we keep our own district so that we can maintain our proud identity. Please keep Jefferson County as whole as possible and allow a portion of Southern Jefferson County to remain with their "Community of Interest" in Northern Madison County.

Thank you for your consideration.

Name Carol Worman

Address PO Box D 10 Rodeo Ar. Boulder, MT 59632

TO THE MONTANA DISTRICTING AND APPORTIONMENT COMMISSION
P.O. BOX 201706 HELENA, MT 59620-1706
districting@mt.gov FAX 406-444-3036

Dear Commissioners,

As a resident of Jefferson County, I am totally opposed to having Jefferson County split up for the benefit of Butte/Silver Bow County. Each of the four plans submitted by the Montana Districting and Apportionment Commission and the plan submitted by the Democrats on the Commission all put some portion of Jefferson County into Butte/Silver Bow County. This is simply unacceptable.

If you are going to consider the three discretionary criteria you set up at the beginning of this process, you will understand why none of these proposals make any sense.

- 1.) Following the lines of political units. Jefferson County is about 1,500 people over the ideal district size. Since our existing district is most of Jefferson County, we should start there and make every effort to keep Jefferson County as whole as possible, the remain population staying with its Community of Interest in Madison County .
- 2.) Following geographic boundaries. The Continental Divide separates Jefferson and Butte/Silver Bow Counties. That is a very distinct geographic boundary between our counties that should be respected.
- 3.) Keeping communities of interest intact. Many people live in Jefferson County because they don't want the impacts and influences of urban areas. Most of Jefferson County should be one district, with an area of the county South of Interstate 90 remaining as part of the district that represents Madison County. The Whitehall Elementary and Whitehall High School District both include portions of Madison County. The Jefferson Valley Rural Fire District also extends into Madison County. Kids from Jefferson County participate in 4-H and the Madison County Fair in Twin Bridges. Jefferson and Madison Counties share an MSU Extension Agent. In short, Southern Jefferson County and Northern Madison County are clearly a "Community of Interest", and should remain together.

Jefferson County is located between three large urban counties, Lewis and Clark, Butte/Silver Bow, and Gallatin. It is important that we keep our own district so that we can maintain our proud identity. Please keep Jefferson County as whole as possible and allow a portion of Southern Jefferson County to remain with their "Community of Interest" in Northern Madison County.

Thank you for your consideration.

Name

Charles Wickman

Address

107 Whitetail Road
Whitehall, MT 59759

TO THE MONTANA DISTRICTING AND APPORTIONMENT COMMISSION
P.O. BOX 201706 HELENA, MT 59620-1706
districting@mt.gov FAX 406-444-3036

Dear Commissioners,

As a resident of Jefferson County, I am totally opposed to having Jefferson County split up for the benefit of Butte/Silver Bow County. Each of the four plans submitted by the Montana Districting and Apportionment Commission and the plan submitted by the Democrats on the Commission all put some portion of Jefferson County into Butte/Silver Bow County. This is simply unacceptable.

If you are going to consider the three discretionary criteria you set up at the beginning of this process, you will understand why none of these proposals make any sense.

- 1.) Following the lines of political units. Jefferson County is about 1,500 people over the ideal district size. Since our existing district is most of Jefferson County, we should start there and make every effort to keep Jefferson County as whole as possible, the remain population staying with its Community of Interest in Madison County .
- 2.) Following geographic boundaries. The Continental Divide separates Jefferson and Butte/Silver Bow Counties. That is a very distinct geographic boundary between our counties that should be respected.
- 3.) Keeping communities of interest intact. Many people live in Jefferson County because they don't want the impacts and influences of urban areas. Most of Jefferson County should be one district, with an area of the county South of Interstate 90 remaining as part of the district that represents Madison County. The Whitehall Elementary and Whitehall High School District both include portions of Madison County. The Jefferson Valley Rural Fire District also extends into Madison County. Kids from Jefferson County participate in 4-H and the Madison County Fair in Twin Bridges. Jefferson and Madison Counties share an MSU Extension Agent. In short, Southern Jefferson County and Northern Madison County are clearly a "Community of Interest", and should remain together.

Jefferson County is located between three large urban counties, Lewis and Clark, Butte/Silver Bow, and Gallatin. It is important that we keep our own district so that we can maintain our proud identity. Please keep Jefferson County as whole as possible and allow a portion of Southern Jefferson County to remain with their "Community of Interest" in Northern Madison County.

Thank you for your consideration.

Name

Address

Shirley Annemas
107 Whitetail Road, Whitehall,
MT 59759

TO THE MONTANA DISTRICTING AND APPORTIONMENT COMMISSION
P.O. BOX 201706 HELENA, MT 59620-1706
districting@mt.gov FAX 406-444-3036

Dear Commissioners,

As a resident of Jefferson County, I am totally opposed to having Jefferson County split up for the benefit of Butte/Silver Bow County. Each of the four plans submitted by the Montana Districting and Apportionment Commission and the plan submitted by the Democrats on the Commission all put some portion of Jefferson County into Butte/Silver Bow County. This is simply unacceptable.

If you are going to consider the three discretionary criteria you set up at the beginning of this process, you will understand why none of these proposals make any sense.

- 1.) Following the lines of political units. Jefferson County is about 1,500 people over the ideal district size. Since our existing district is most of Jefferson County, we should start there and make every effort to keep Jefferson County as whole as possible, the remain population staying with its Community of Interest in Madison County .
- 2.) Following geographic boundaries. The Continental Divide separates Jefferson and Butte/Silver Bow Counties. That is a very distinct geographic boundary between our counties that should be respected.
- 3.) Keeping communities of interest intact. Many people live in Jefferson County because they don't want the impacts and influences of urban areas. Most of Jefferson County should be one district, with an area of the county South of Interstate 90 remaining as part of the district that represents Madison County. The Whitehall Elementary and Whitehall High School District both include portions of Madison County. The Jefferson Valley Rural Fire District also extends into Madison County. Kids from Jefferson County participate in 4-H and the Madison County Fair in Twin Bridges. Jefferson and Madison Counties share an MSU Extension Agent. In short, Southern Jefferson County and Northern Madison County are clearly a "Community of Interest", and should remain together.

Jefferson County is located between three large urban counties, Lewis and Clark, Butte/Silver Bow, and Gallatin. It is important that we keep our own district so that we can maintain our proud identity. Please keep Jefferson County as whole as possible and allow a portion of Southern Jefferson County to remain with their "Community of Interest" in Northern Madison County.

Thank you for your consideration.

Name

Alvin L. Rennie

Address

P.O. Box 231 Boulder, MT
59632

TO THE MONTANA DISTRICTING AND APPORTIONMENT COMMISSION
P.O. BOX 201706 HELENA, MT 59620-1706
districting@mt.gov FAX 406-444-3036

Dear Commissioners,

As a resident of Jefferson County, I am totally opposed to having Jefferson County split up for the benefit of Butte/Silver Bow County. Each of the four plans submitted by the Montana Districting and Apportionment Commission and the plan submitted by the Democrats on the Commission all put some portion of Jefferson County into Butte/Silver Bow County. This is simply unacceptable.

If you are going to consider the three discretionary criteria you set up at the beginning of this process, you will understand why none of these proposals make any sense.

- 1.) Following the lines of political units. Jefferson County is about 1,500 people over the ideal district size. Since our existing district is most of Jefferson County, we should start there and make every effort to keep Jefferson County as whole as possible, the remain population staying with its Community of Interest in Madison County.
- 2.) Following geographic boundaries. The Continental Divide separates Jefferson and Butte/Silver Bow Counties. That is a very distinct geographic boundary between our counties that should be respected.
- 3.) Keeping communities of interest intact. Many people live in Jefferson County because they don't want the impacts and influences of urban areas. Most of Jefferson County should be one district, with an area of the county South of Interstate 90 remaining as part of the district that represents Madison County. The Whitehall Elementary and Whitehall High School District both include portions of Madison County. The Jefferson Valley Rural Fire District also extends into Madison County. Kids from Jefferson County participate in 4-H and the Madison County Fair in Twin Bridges. Jefferson and Madison Counties share an MSU Extension Agent. In short, Southern Jefferson County and Northern Madison County are clearly a "Community of Interest", and should remain together.

Jefferson County is located between three large urban counties, Lewis and Clark, Butte/Silver Bow, and Gallatin. It is important that we keep our own district so that we can maintain our proud identity. Please keep Jefferson County as whole as possible and allow a portion of Southern Jefferson County to remain with their "Community of Interest" in Northern Madison County.

Thank you for your consideration.

Name James Richard Penrose
Address P.O. Box 231, Boulder, Mt. 59632

TO THE MONTANA DISTRICTING AND APPORTIONMENT COMMISSION
P.O. BOX 201706 HELENA, MT 59620-1706
districting@mt.gov FAX 406-444-3036

Dear Commissioners,

As a resident of Jefferson County, I am totally opposed to having Jefferson County split up for the benefit of Butte/Silver Bow County. Each of the four plans submitted by the Montana Districting and Apportionment Commission and the plan submitted by the Democrats on the Commission all put some portion of Jefferson County into Butte/Silver Bow County. This is simply unacceptable.


If you are going to consider the three discretionary criteria you set up at the beginning of this process, you will understand why none of these proposals make any sense.

- 1.) Following the lines of political units. Jefferson County is about 1,500 people over the ideal district size. Since our existing district is most of Jefferson County, we should start there and make every effort to keep Jefferson County as whole as possible, the remain population staying with its Community of Interest in Madison County .
- 2.) Following geographic boundaries. The Continental Divide separates Jefferson and Butte/Silver Bow Counties. That is a very distinct geographic boundary between our counties that should be respected.
- 3.) Keeping communities of interest intact. Many people live in Jefferson County because they don't want the impacts and influences of urban areas. Most of Jefferson County should be one district, with an area of the county South of Interstate 90 remaining as part of the district that represents Madison County. The Whitehall Elementary and Whitehall High School District both include portions of Madison County. The Jefferson Valley Rural Fire District also extends into Madison County. Kids from Jefferson County participate in 4-H and the Madison County Fair in Twin Bridges. Jefferson and Madison Counties share an MSU Extension Agent. In short, Southern Jefferson County and Northern Madison County are clearly a "Community of Interest", and should remain together.

Jefferson County is located between three large urban counties, Lewis and Clark, Butte/Silver Bow, and Gallatin. It is important that we keep our own district so that we can maintain our proud identity. Please keep Jefferson County as whole as possible and allow a portion of Southern Jefferson County to remain with their "Community of Interest" in Northern Madison County.

Thank you for your consideration.

Name



Susanne M. Shultz

Address

PO Box 1083 Boulder MT 59632

TO THE MONTANA DISTRICTING AND APPORTIONMENT COMMISSION
P.O. BOX 201706 HELENA, MT 59620-1706
districting@mt.gov FAX 406-444-3036

Dear Commissioners,

As a resident of Jefferson County, I am totally opposed to having Jefferson County split up for the benefit of Butte/Silver Bow County. Each of the four plans submitted by the Montana Districting and Apportionment Commission and the plan submitted by the Democrats on the Commission all put some portion of Jefferson County into Butte/Silver Bow County. This is simply unacceptable.

If you are going to consider the three discretionary criteria you set up at the beginning of this process, you will understand why none of these proposals make any sense.

- 1.) Following the lines of political units. Jefferson County is about 1,500 people over the ideal district size. Since our existing district is most of Jefferson County, we should start there and make every effort to keep Jefferson County as whole as possible, the remain population staying with its Community of Interest in Madison County .
- 2.) Following geographic boundaries. The Continental Divide separates Jefferson and Butte/Silver Bow Counties. That is a very distinct geographic boundary between our counties that should be respected.
- 3.) Keeping communities of interest intact. Many people live in Jefferson County because they don't want the impacts and influences of urban areas. Most of Jefferson County should be one district, with an area of the county South of Interstate 90 remaining as part of the district that represents Madison County. The Whitehall Elementary and Whitehall High School District both include portions of Madison County. The Jefferson Valley Rural Fire District also extends into Madison County. Kids from Jefferson County participate in 4-H and the Madison County Fair in Twin Bridges. Jefferson and Madison Counties share an MSU Extension Agent. In short, Southern Jefferson County and Northern Madison County are clearly a "Community of Interest", and should remain together.

Jefferson County is located between three large urban counties, Lewis and Clark, Butte/Silver Bow, and Gallatin. It is important that we keep our own district so that we can maintain our proud identity. Please keep Jefferson County as whole as possible and allow a portion of Southern Jefferson County to remain with their "Community of Interest" in Northern Madison County.

Thank you for your consideration.

Name Cheyenne Shultz, Cheyenne Shultz
Address P.O. Box 1083, Boulder MT 591632

TO THE MONTANA DISTRICTING AND APPORTIONMENT COMMISSION
P.O. BOX 201706 HELENA, MT 59620-1706
districting@mt.gov FAX 406-444-3036

Dear Commissioners,

As a resident of Jefferson County, I am totally opposed to having Jefferson County split up for the benefit of Butte/Silver Bow County. Each of the four plans submitted by the Montana Districting and Apportionment Commission and the plan submitted by the Democrats on the Commission all put some portion of Jefferson County into Butte/Silver Bow County. This is simply unacceptable.

If you are going to consider the three discretionary criteria you set up at the beginning of this process, you will understand why none of these proposals make any sense.

- 1.) Following the lines of political units. Jefferson County is about 1,500 people over the ideal district size. Since our existing district is most of Jefferson County, we should start there and make every effort to keep Jefferson County as whole as possible, the remain population staying with its Community of Interest in Madison County .
- 2.) Following geographic boundaries. The Continental Divide separates Jefferson and Butte/Silver Bow Counties. That is a very distinct geographic boundary between our counties that should be respected.
- 3.) Keeping communities of interest intact. Many people live in Jefferson County because they don't want the impacts and influences of urban areas. Most of Jefferson County should be one district, with an area of the county South of Interstate 90 remaining as part of the district that represents Madison County. The Whitehall Elementary and Whitehall High School District both include portions of Madison County. The Jefferson Valley Rural Fire District also extends into Madison County. Kids from Jefferson County participate in 4-H and the Madison County Fair in Twin Bridges. Jefferson and Madison Counties share an MSU Extension Agent. In short, Southern Jefferson County and Northern Madison County are clearly a "Community of Interest", and should remain together.

Jefferson County is located between three large urban counties, Lewis and Clark, Butte/Silver Bow, and Gallatin. It is important that we keep our own district so that we can maintain our proud identity. Please keep Jefferson County as whole as possible and allow a portion of Southern Jefferson County to remain with their "Community of Interest" in Northern Madison County.

Thank you for your consideration.

Name

Mayford Lomine

Address

P.O. Box 667, Boulder MT 59632

TO THE MONTANA DISTRICTING AND APPORTIONMENT COMMISSION
P.O. BOX 201706 HELENA, MT 59620-1706
districting@mt.gov FAX 406-444-3036

Dear Commissioners,

As a resident of Jefferson County, I am totally opposed to having Jefferson County split up for the benefit of Butte/Silver Bow County. Each of the four plans submitted by the Montana Districting and Apportionment Commission and the plan submitted by the Democrats on the Commission all put some portion of Jefferson County into Butte/Silver Bow County. This is simply unacceptable.

If you are going to consider the three discretionary criteria you set up at the beginning of this process, you will understand why none of these proposals make any sense.

- 1.) Following the lines of political units. Jefferson County is about 1,500 people over the ideal district size. Since our existing district is most of Jefferson County, we should start there and make every effort to keep Jefferson County as whole as possible, the remain population staying with its Community of Interest in Madison County .
- 2.) Following geographic boundaries. The Continental Divide separates Jefferson and Butte/Silver Bow Counties. That is a very distinct geographic boundary between our counties that should be respected.
- 3.) Keeping communities of interest intact. Many people live in Jefferson County because they don't want the impacts and influences of urban areas. Most of Jefferson County should be one district, with an area of the county South of Interstate 90 remaining as part of the district that represents Madison County. The Whitehall Elementary and Whitehall High School District both include portions of Madison County. The Jefferson Valley Rural Fire District also extends into Madison County. Kids from Jefferson County participate in 4-H and the Madison County Fair in Twin Bridges. Jefferson and Madison Counties share an MSU Extension Agent. In short, Southern Jefferson County and Northern Madison County are clearly a "Community of Interest", and should remain together.

Jefferson County is located between three large urban counties, Lewis and Clark, Butte/Silver Bow, and Gallatin. It is important that we keep our own district so that we can maintain our proud identity. Please keep Jefferson County as whole as possible and allow a portion of Southern Jefferson County to remain with their "Community of Interest" in Northern Madison County.

Thank you for your consideration

Name

Melissa Ward Melissa Ward

Address

126 Wild Rose Rd, PO Box 368, Jefferson City

TO THE MONTANA DISTRICTING AND APPORTIONMENT COMMISSION
P.O. BOX 201706 HELENA, MT 59620-1706
districting@mt.gov FAX 406-444-3036

Dear Commissioners,

As a resident of Jefferson County, I am totally opposed to having Jefferson County split up for the benefit of Butte/Silver Bow County. Each of the four plans submitted by the Montana Districting and Apportionment Commission and the plan submitted by the Democrats on the Commission all put some portion of Jefferson County into Butte/Silver Bow County. This is simply unacceptable.

If you are going to consider the three discretionary criteria you set up at the beginning of this process, you will understand why none of these proposals make any sense.

- 1.) Following the lines of political units. Jefferson County is about 1,500 people over the ideal district size. Since our existing district is most of Jefferson County, we should start there and make every effort to keep Jefferson County as whole as possible, the remain population staying with its Community of Interest in Madison County .
- 2.) Following geographic boundaries. The Continental Divide separates Jefferson and Butte/Silver Bow Counties. That is a very distinct geographic boundary between our counties that should be respected.
- 3.) Keeping communities of interest intact. Many people live in Jefferson County because they don't want the impacts and influences of urban areas. Most of Jefferson County should be one district, with an area of the county South of Interstate 90 remaining as part of the district that represents Madison County. The Whitehall Elementary and Whitehall High School District both include portions of Madison County. The Jefferson Valley Rural Fire District also extends into Madison County. Kids from Jefferson County participate in 4-H and the Madison County Fair in Twin Bridges. Jefferson and Madison Counties share an MSU Extension Agent. In short, Southern Jefferson County and Northern Madison County are clearly a "Community of Interest", and should remain together.

Jefferson County is located between three large urban counties, Lewis and Clark, Butte/Silver Bow, and Gallatin. It is important that we keep our own district so that we can maintain our proud identity. Please keep Jefferson County as whole as possible and allow a portion of Southern Jefferson County to remain with their "Community of Interest" in Northern Madison County.

Thank you for your consideration.

Name

Jodi K. Smiley

Address

PO Box 911 Boulder, MT 59632

TO THE MONTANA DISTRICTING AND APPORTIONMENT COMMISSION
P.O. BOX 201706 HELENA, MT 59620-1706
districting@mt.gov FAX 406-444-3036

Dear Commissioners,

As a resident of Jefferson County, I am totally opposed to having Jefferson County split up for the benefit of Butte/Silver Bow County. Each of the four plans submitted by the Montana Districting and Apportionment Commission and the plan submitted by the Democrats on the Commission all put some portion of Jefferson County into Butte/Silver Bow County. This is simply unacceptable.

If you are going to consider the three discretionary criteria you set up at the beginning of this process, you will understand why none of these proposals make any sense.

- 1.) Following the lines of political units. Jefferson County is about 1,500 people over the ideal district size. Since our existing district is most of Jefferson County, we should start there and make every effort to keep Jefferson County as whole as possible, the remain population staying with its Community of Interest in Madison County .
- 2.) Following geographic boundaries. The Continental Divide separates Jefferson and Butte/Silver Bow Counties. That is a very distinct geographic boundary between our counties that should be respected.
- 3.) Keeping communities of interest intact. Many people live in Jefferson County because they don't want the impacts and influences of urban areas. Most of Jefferson County should be one district, with an area of the county South of Interstate 90 remaining as part of the district that represents Madison County. The Whitehall Elementary and Whitehall High School District both include portions of Madison County. The Jefferson Valley Rural Fire District also extends into Madison County. Kids from Jefferson County participate in 4-H and the Madison County Fair in Twin Bridges. Jefferson and Madison Counties share an MSU Extension Agent. In short, Southern Jefferson County and Northern Madison County are clearly a "Community of Interest", and should remain together.

Jefferson County is located between three large urban counties, Lewis and Clark, Butte/Silver Bow, and Gallatin. It is important that we keep our own district so that we can maintain our proud identity. Please keep Jefferson County as whole as possible and allow a portion of Southern Jefferson County to remain with their "Community of Interest" in Northern Madison County.

Thank you for your consideration.

Name

Address

Paul S. Ward (Lower S. Ward)
126 Wild Rose, Jefferson City

TO THE MONTANA DISTRICTING AND APPORTIONMENT COMMISSION
P.O. BOX 201706 HELENA, MT 59620-1706
districting@mt.gov FAX 406-444-3036

Dear Commissioners,

As a resident of Jefferson County, I am totally opposed to having Jefferson County split up for the benefit of Butte/Silver Bow County. Each of the four plans submitted by the Montana Districting and Apportionment Commission and the plan submitted by the Democrats on the Commission all put some portion of Jefferson County into Butte/Silver Bow County. This is simply unacceptable.

If you are going to consider the three discretionary criteria you set up at the beginning of this process, you will understand why none of these proposals make any sense.

- 1.) Following the lines of political units. Jefferson County is about 1,500 people over the ideal district size. Since our existing district is most of Jefferson County, we should start there and make every effort to keep Jefferson County as whole as possible, the remain population staying with its Community of Interest in Madison County .
- 2.) Following geographic boundaries. The Continental Divide separates Jefferson and Butte/Silver Bow Counties. That is a very distinct geographic boundary between our counties that should be respected.
- 3.) Keeping communities of interest intact. Many people live in Jefferson County because they don't want the impacts and influences of urban areas. Most of Jefferson County should be one district, with an area of the county South of Interstate 90 remaining as part of the district that represents Madison County. The Whitehall Elementary and Whitehall High School District both include portions of Madison County. The Jefferson Valley Rural Fire District also extends into Madison County. Kids from Jefferson County participate in 4-H and the Madison County Fair in Twin Bridges. Jefferson and Madison Counties share an MSU Extension Agent. In short, Southern Jefferson County and Northern Madison County are clearly a "Community of Interest", and should remain together.

Jefferson County is located between three large urban counties, Lewis and Clark, Butte/Silver Bow, and Gallatin. It is important that we keep our own district so that we can maintain our proud identity. Please keep Jefferson County as whole as possible and allow a portion of Southern Jefferson County to remain with their "Community of Interest" in Northern Madison County.

Thank you for your consideration.

Name Don Burnzfi

Address Po Box 676 Boulder mt 59632

TO THE MONTANA DISTRICTING AND APPORTIONMENT COMMISSION
P.O. BOX 201706 HELENA, MT 59620-1706
districting@mt.gov FAX 406-444-3036

Dear Commissioners,

As a resident of Jefferson County, I am totally opposed to having Jefferson County split up for the benefit of Butte/Silver Bow County. Each of the four plans submitted by the Montana Districting and Apportionment Commission and the plan submitted by the Democrats on the Commission all put some portion of Jefferson County into Butte/Silver Bow County. This is simply unacceptable.

If you are going to consider the three discretionary criteria you set up at the beginning of this process, you will understand why none of these proposals make any sense.

- 1.) Following the lines of political units. Jefferson County is about 1,500 people over the ideal district size. Since our existing district is most of Jefferson County, we should start there and make every effort to keep Jefferson County as whole as possible, the remain population staying with its Community of Interest in Madison County .
- 2.) Following geographic boundaries. The Continental Divide separates Jefferson and Butte/Silver Bow Counties. That is a very distinct geographic boundary between our counties that should be respected.
- 3.) Keeping communities of interest intact. Many people live in Jefferson County because they don't want the impacts and influences of urban areas. Most of Jefferson County should be one district, with an area of the county South of Interstate 90 remaining as part of the district that represents Madison County. The Whitehall Elementary and Whitehall High School District both include portions of Madison County. The Jefferson Valley Rural Fire District also extends into Madison County. Kids from Jefferson County participate in 4-H and the Madison County Fair in Twin Bridges. Jefferson and Madison Counties share an MSU Extension Agent. In short, Southern Jefferson County and Northern Madison County are clearly a "Community of Interest", and should remain together.

Jefferson County is located between three large urban counties, Lewis and Clark, Butte/Silver Bow, and Gallatin. It is important that we keep our own district so that we can maintain our proud identity. Please keep Jefferson County as whole as possible and allow a portion of Southern Jefferson County to remain with their "Community of Interest" in Northern Madison County.

Thank you for your consideration.

Name

Cynthia R Busno

Address

Po Box 676 Boulder MT 59632

TO THE MONTANA DISTRICTING AND APPORTIONMENT COMMISSION
P.O. BOX 201706 HELENA, MT 59620-1706
districting@mt.gov FAX 406-444-3036

Dear Commissioners,

As a resident of Jefferson County, I am totally opposed to having Jefferson County split up for the benefit of Butte/Silver Bow County. Each of the four plans submitted by the Montana Districting and Apportionment Commission and the plan submitted by the Democrats on the Commission all put some portion of Jefferson County into Butte/Silver Bow County. This is simply unacceptable.

If you are going to consider the three discretionary criteria you set up at the beginning of this process, you will understand why none of these proposals make any sense.

- 1.) Following the lines of political units. Jefferson County is about 1,500 people over the ideal district size. Since our existing district is most of Jefferson County, we should start there and make every effort to keep Jefferson County as whole as possible, the remain population staying with its Community of Interest in Madison County .
- 2.) Following geographic boundaries. The Continental Divide separates Jefferson and Butte/Silver Bow Counties. That is a very distinct geographic boundary between our counties that should be respected.
- 3.) Keeping communities of interest intact. Many people live in Jefferson County because they don't want the impacts and influences of urban areas. Most of Jefferson County should be one district, with an area of the county South of Interstate 90 remaining as part of the district that represents Madison County. The Whitehall Elementary and Whitehall High School District both include portions of Madison County. The Jefferson Valley Rural Fire District also extends into Madison County. Kids from Jefferson County participate in 4-H and the Madison County Fair in Twin Bridges. Jefferson and Madison Counties share an MSU Extension Agent. In short, Southern Jefferson County and Northern Madison County are clearly a "Community of Interest", and should remain together.

Jefferson County is located between three large urban counties, Lewis and Clark, Butte/Silver Bow, and Gallatin. It is important that we keep our own district so that we can maintain our proud identity. Please keep Jefferson County as whole as possible and allow a portion of Southern Jefferson County to remain with their "Community of Interest" in Northern Madison County.

Thank you for your consideration.

Name

Karen McCord

Address

415 N. Monroe Boulder, MT

TO THE MONTANA DISTRICTING AND APPORTIONMENT COMMISSION
P.O. BOX 201706 HELENA, MT 59620-1706
districting@mt.gov FAX 406-444-3036

Dear Commissioners,

As a resident of Jefferson County, I am totally opposed to having Jefferson County split up for the benefit of Butte/Silver Bow County. Each of the four plans submitted by the Montana Districting and Apportionment Commission and the plan submitted by the Democrats on the Commission all put some portion of Jefferson County into Butte/Silver Bow County. This is simply unacceptable.

If you are going to consider the three discretionary criteria you set up at the beginning of this process, you will understand why none of these proposals make any sense.


- 1.) Following the lines of political units. Jefferson County is about 1,500 people over the ideal district size. Since our existing district is most of Jefferson County, we should start there and make every effort to keep Jefferson County as whole as possible, the remain population staying with its Community of Interest in Madison County.
- 2.) Following geographic boundaries. The Continental Divide separates Jefferson and Butte/Silver Bow Counties. That is a very distinct geographic boundary between our counties that should be respected.
- 3.) Keeping communities of interest intact. Many people live in Jefferson County because they don't want the impacts and influences of urban areas. Most of Jefferson County should be one district, with an area of the county South of Interstate 90 remaining as part of the district that represents Madison County. The Whitehall Elementary and Whitehall High School District both include portions of Madison County. The Jefferson Valley Rural Fire District also extends into Madison County. Kids from Jefferson County participate in 4-H and the Madison County Fair in Twin Bridges. Jefferson and Madison Counties share an MSU Extension Agent. In short, Southern Jefferson County and Northern Madison County are clearly a "Community of Interest", and should remain together.

Jefferson County is located between three large urban counties, Lewis and Clark, Butte/Silver Bow, and Gallatin. It is important that we keep our own district so that we can maintain our proud identity. Please keep Jefferson County as whole as possible and allow a portion of Southern Jefferson County to remain with their "Community of Interest" in Northern Madison County.

Thank you for your consideration.

Name

Address


Box 1204 475 W. Monroe Boulder, Mt. 59632

TO THE MONTANA DISTRICTING AND APPORTIONMENT COMMISSION

Dear Commissioners,

As a resident of Jefferson County, I am totally opposed to having Jefferson County split up for the benefit of Butte/Silver Bow County. Each of the four plans submitted by the Montana Districting and Apportionment Commission and the plan submitted by the Democrats on the Commission all put some portion of Jefferson County into Butte/Silver Bow County. This is simply unacceptable.

If you are going to consider the three discretionary criteria you set up at the beginning of this process, you will understand why none of these proposals make any sense.

- 1.) Following the lines of political units. Jefferson County is about 1,500 people over the ideal district size. Since our existing district is most of Jefferson County, we should start there and make every effort to keep Jefferson County as whole as possible.
- 2.) Following geographic boundaries. The Continental Divide separates Jefferson and Butte/Silver Bow Counties. That is a very distinct geographic boundary between our counties that should be respected.
- 3.) Keeping communities of interest intact. Many people live in Jefferson County because they don't want the impacts and influences of urban areas. Most of Jefferson County should be one district, with an area of the county South of Interstate 90 remaining as part of the district that represents Madison County. The Whitehall Elementary and Whitehall High School District both include portions of Madison County. The Jefferson Valley Rural Fire District also extends into Madison County. Kids from Jefferson County participate in 4-H and the Madison County Fair in Twin Bridges. In short, Southern Jefferson County and Northern Madison County are clearly a "community of interest", and should remain together.

Please keep Jefferson County as whole as possible and allow a portion of Southern Jefferson County to remain with their Community of Interest in Northern Madison County.

Thank you for your consideration.

Name

Dave Kirsch

Address

Box 209 Boulder, Montana 59102

TO THE MONTANA DISTRICTING AND APPORTIONMENT COMMISSION

Dear Commissioners,

As a resident of Jefferson County, I am totally opposed to having Jefferson County split up for the benefit of Butte/Silver Bow County. Each of the four plans submitted by the Montana Districting and Apportionment Commission and the plan submitted by the Democrats on the Commission all put some portion of Jefferson County into Butte/Silver Bow County. This is simply unacceptable.

If you are going to consider the three discretionary criteria you set up at the beginning of this process, you will understand why none of these proposals make any sense.

- 1.) Following the lines of political units. Jefferson County is about 1,500 people over the ideal district size. Since our existing district is most of Jefferson County, we should start there and make every effort to keep Jefferson County as whole as possible.
- 2.) Following geographic boundaries. The Continental Divide separates Jefferson and Butte/Silver Bow Counties. That is a very distinct geographic boundary between our counties that should be respected.
- 3.) Keeping communities of interest intact. Many people live in Jefferson County because they don't want the impacts and influences of urban areas. Most of Jefferson County should be one district, with an area of the county South of Interstate 90 remaining as part of the district that represents Madison County. The Whitehall Elementary and Whitehall High School District both include portions of Madison County. The Jefferson Valley Rural Fire District also extends into Madison County. Kids from Jefferson County participate in 4-H and the Madison County Fair in Twin Bridges. In short, Southern Jefferson County and Northern Madison County are clearly a "community of interest", and should remain together.

Please keep Jefferson County as whole as possible and allow a portion of Southern Jefferson County to remain with their Community of Interest in Northern Madison County.

Thank you for your consideration.

Name Chad Anello

Address 2 Twilight Dr Clancy Montana

TO THE MONTANA DISTRICTING AND APPORTIONMENT COMMISSION

Dear Commissioners,

As a resident of Jefferson County, I am totally opposed to having Jefferson County split up for the benefit of Butte/Silver Bow County. Each of the four plans submitted by the Montana Districting and Apportionment Commission and the plan submitted by the Democrats on the Commission all put some portion of Jefferson County into Butte/Silver Bow County. This is simply unacceptable.

If you are going to consider the three discretionary criteria you set up at the beginning of this process, you will understand why none of these proposals make any sense.

- 1.) Following the lines of political units. Jefferson County is about 1,500 people over the ideal district size. Since our existing district is most of Jefferson County, we should start there and make every effort to keep Jefferson County as whole as possible.
- 2.) Following geographic boundaries. The Continental Divide separates Jefferson and Butte/Silver Bow Counties. That is a very distinct geographic boundary between our counties that should be respected.
- 3.) Keeping communities of interest intact. Many people live in Jefferson County because they don't want the impacts and influences of urban areas. Most of Jefferson County should be one district, with an area of the county South of Interstate 90 remaining as part of the district that represents Madison County. The Whitehall Elementary and Whitehall High School District both include portions of Madison County. The Jefferson Valley Rural Fire District also extends into Madison County. Kids from Jefferson County participate in 4-H and the Madison County Fair in Twin Bridges. In short, Southern Jefferson County and Northern Madison County are clearly a "community of interest", and should remain together.

Please keep Jefferson County as whole as possible and allow a portion of Southern Jefferson County to remain with their Community of Interest in Northern Madison County.

Thank you for your consideration.

Name Scott Mendenhall

Address 214 Solomon Mtn Rd, Clancy MT
59634

TO THE MONTANA DISTRICTING AND APPORTIONMENT COMMISSION

Dear Commissioners,

As a resident of Jefferson County, I am totally opposed to having Jefferson County split up for the benefit of Butte/Silver Bow County. Each of the four plans submitted by the Montana Districting and Apportionment Commission and the plan submitted by the Democrats on the Commission all put some portion of Jefferson County into Butte/Silver Bow County. This is simply unacceptable.

If you are going to consider the three discretionary criteria you set up at the beginning of this process, you will understand why none of these proposals make any sense.

- 1.) Following the lines of political units. Jefferson County is about 1,500 people over the ideal district size. Since our existing district is most of Jefferson County, we should start there and make every effort to keep Jefferson County as whole as possible.
- 2.) Following geographic boundaries. The Continental Divide separates Jefferson and Butte/Silver Bow Counties. That is a very distinct geographic boundary between our counties that should be respected.
- 3.) Keeping communities of interest intact. Many people live in Jefferson County because they don't want the impacts and influences of urban areas. Most of Jefferson County should be one district, with an area of the county South of Interstate 90 remaining as part of the district that represents Madison County. The Whitehall Elementary and Whitehall High School District both include portions of Madison County. The Jefferson Valley Rural Fire District also extends into Madison County. Kids from Jefferson County participate in 4-H and the Madison County Fair in Twin Bridges. In short, Southern Jefferson County and Northern Madison County are clearly a "community of interest", and should remain together.

Please keep Jefferson County as whole as possible and allow a portion of Southern Jefferson County to remain with their Community of Interest in Northern Madison County.

Thank you for your consideration.

Name

 DOUGLAS E. NULL

Address

370 STONEY BROOK DRIVE, CLANCY, MT 59634

TO THE MONTANA DISTRICTING AND APPORTIONMENT COMMISSION

Dear Commissioners,

As a resident of Jefferson County, I am totally opposed to having Jefferson County split up for the benefit of Butte/Silver Bow County. Each of the four plans submitted by the Montana Districting and Apportionment Commission and the plan submitted by the Democrats on the Commission all put some portion of Jefferson County into Butte/Silver Bow County. This is simply unacceptable.

If you are going to consider the three discretionary criteria you set up at the beginning of this process, you will understand why none of these proposals make any sense.

- 1.) Following the lines of political units. Jefferson County is about 1,500 people over the ideal district size. Since our existing district is most of Jefferson County, we should start there and make every effort to keep Jefferson County as whole as possible.
- 2.) Following geographic boundaries. The Continental Divide separates Jefferson and Butte/Silver Bow Counties. That is a very distinct geographic boundary between our counties that should be respected.
- 3.) Keeping communities of interest intact. Many people live in Jefferson County because they don't want the impacts and influences of urban areas. Most of Jefferson County should be one district, with an area of the county South of Interstate 90 remaining as part of the district that represents Madison County. The Whitehall Elementary and Whitehall High School District both include portions of Madison County. The Jefferson Valley Rural Fire District also extends into Madison County. Kids from Jefferson County participate in 4-H and the Madison County Fair in Twin Bridges. In short, Southern Jefferson County and Northern Madison County are clearly a "community of interest", and should remain together.

Please keep Jefferson County as whole as possible and allow a portion of Southern Jefferson County to remain with their Community of Interest in Northern Madison County.

Thank you for your consideration.

Name Erwin W. Gabeck

Address 2577 Stony Brook Dr. Cheney MT 59634

TO THE MONTANA DISTRICTING AND APPORTIONMENT COMMISSION

Dear Commissioners,

As a resident of Jefferson County, I am totally opposed to having Jefferson County split up for the benefit of Butte/Silver Bow County. Each of the four plans submitted by the Montana Districting and Apportionment Commission and the plan submitted by the Democrats on the Commission all put some portion of Jefferson County into Butte/Silver Bow County. This is simply unacceptable.

If you are going to consider the three discretionary criteria you set up at the beginning of this process, you will understand why none of these proposals make any sense.

- 1.) Following the lines of political units. Jefferson County is about 1,500 people over the ideal district size. Since our existing district is most of Jefferson County, we should start there and make every effort to keep Jefferson County as whole as possible.
- 2.) Following geographic boundaries. The Continental Divide separates Jefferson and Butte/Silver Bow Counties. That is a very distinct geographic boundary between our counties that should be respected.
- 3.) Keeping communities of interest intact. Many people live in Jefferson County because they don't want the impacts and influences of urban areas. Most of Jefferson County should be one district, with an area of the county South of Interstate 90 remaining as part of the district that represents Madison County. The Whitehall Elementary and Whitehall High School District both include portions of Madison County. The Jefferson Valley Rural Fire District also extends into Madison County. Kids from Jefferson County participate in 4-H and the Madison County Fair in Twin Bridges. In short, Southern Jefferson County and Northern Madison County are clearly a "community of interest", and should remain together.

Please keep Jefferson County as whole as possible and allow a portion of Southern Jefferson County to remain with their Community of Interest in Northern Madison County.

Thank you for your consideration.

Name Yvonne G. Balrock

Address 25A Stony Brook Dr, Clancy

TO THE MONTANA DISTRICTING AND APPORTIONMENT COMMISSION

Dear Commissioners,

As a resident of Jefferson County, I am totally opposed to having Jefferson County split up for the benefit of Butte/Silver Bow County. Each of the four plans submitted by the Montana Districting and Apportionment Commission and the plan submitted by the Democrats on the Commission all put some portion of Jefferson County into Butte/Silver Bow County. This is simply unacceptable.

If you are going to consider the three discretionary criteria you set up at the beginning of this process, you will understand why none of these proposals make any sense.

- 1.) Following the lines of political units. Jefferson County is about 1,500 people over the ideal district size. Since our existing district is most of Jefferson County, we should start there and make every effort to keep Jefferson County as whole as possible.
- 2.) Following geographic boundaries. The Continental Divide separates Jefferson and Butte/Silver Bow Counties. That is a very distinct geographic boundary between our counties that should be respected.
- 3.) Keeping communities of interest intact. Many people live in Jefferson County because they don't want the impacts and influences of urban areas. Most of Jefferson County should be one district, with an area of the county South of Interstate 90 remaining as part of the district that represents Madison County. The Whitehall Elementary and Whitehall High School District both include portions of Madison County. The Jefferson Valley Rural Fire District also extends into Madison County. Kids from Jefferson County participate in 4-H and the Madison County Fair in Twin Bridges. In short, Southern Jefferson County and Northern Madison County are clearly a "community of interest", and should remain together.

Please keep Jefferson County as whole as possible and allow a portion of Southern Jefferson County to remain with their Community of Interest in Northern Madison County.

Thank you for your consideration.

Name Marta L. Bertaglio
Address 34 Sidewinder Loop, Montana City, MT 59634

TO THE MONTANA DISTRICTING AND APPORTIONMENT COMMISSION
P.O. BOX 201706 HELENA, MT 59620-1706
districting@mt.gov FAX 406-444-3036

Dear Commissioners,

As a resident of Jefferson County, I am totally opposed to having Jefferson County split up for the benefit of Butte/Silver Bow County. Each of the four plans submitted by the Montana Districting and Apportionment Commission and the plan submitted by the Democrats on the Commission all put some portion of Jefferson County into Butte/Silver Bow County. This is simply unacceptable.

If you are going to consider the three discretionary criteria you set up at the beginning of this process, you will understand why none of these proposals make any sense.

- 1.) Following the lines of political units. Jefferson County is about 1,500 people over the ideal district size. Since our existing district is most of Jefferson County, we should start there and make every effort to keep Jefferson County as whole as possible, the remain population staying with its Community of Interest in Madison County .
- 2.) Following geographic boundaries. The Continental Divide separates Jefferson and Butte/Silver Bow Counties. That is a very distinct geographic boundary between our counties that should be respected.
- 3.) Keeping communities of interest intact. Many people live in Jefferson County because they don't want the impacts and influences of urban areas. Most of Jefferson County should be one district, with an area of the county South of Interstate 90 remaining as part of the district that represents Madison County. The Whitehall Elementary and Whitehall High School District both include portions of Madison County. The Jefferson Valley Rural Fire District also extends into Madison County. Kids from Jefferson County participate in 4-H and the Madison County Fair in Twin Bridges. Jefferson and Madison Counties share an MSU Extension Agent. In short, Southern Jefferson County and Northern Madison County are clearly a "Community of Interest", and should remain together.

Jefferson County is located between three large urban counties, Lewis and Clark, Butte/Silver Bow, and Gallatin. It is important that we keep our own district so that we can maintain our proud identity. Please keep Jefferson County as whole as possible and allow a portion of Southern Jefferson County to remain with their "Community of Interest" in Northern Madison County.

Thank you for your consideration.

Name

Frank Williams

Address

517 Garden Drive

TO THE MONTANA DISTRICTING AND APPORTIONMENT COMMISSION
P.O. BOX 201706 HELENA, MT 59620-1706
districting@mt.gov FAX 406-444-3036

Dear Commissioners,

As a resident of Jefferson County, I am totally opposed to having Jefferson County split up for the benefit of Butte/Silver Bow County. Each of the four plans submitted by the Montana Districting and Apportionment Commission and the plan submitted by the Democrats on the Commission all put some portion of Jefferson County into Butte/Silver Bow County. This is simply unacceptable.

If you are going to consider the three discretionary criteria you set up at the beginning of this process, you will understand why none of these proposals make any sense.

- 1.) Following the lines of political units. Jefferson County is about 1,500 people over the ideal district size. Since our existing district is most of Jefferson County, we should start there and make every effort to keep Jefferson County as whole as possible, the remain population staying with its Community of Interest in Madison County .
- 2.) Following geographic boundaries. The Continental Divide separates Jefferson and Butte/Silver Bow Counties. That is a very distinct geographic boundary between our counties that should be respected.
- 3.) Keeping communities of interest intact. Many people live in Jefferson County because they don't want the impacts and influences of urban areas. Most of Jefferson County should be one district, with an area of the county South of Interstate 90 remaining as part of the district that represents Madison County. The Whitehall Elementary and Whitehall High School District both include portions of Madison County. The Jefferson Valley Rural Fire District also extends into Madison County. Kids from Jefferson County participate in 4-H and the Madison County Fair in Twin Bridges. Jefferson and Madison Counties share an MSU Extension Agent. In short, Southern Jefferson County and Northern Madison County are clearly a "Community of Interest", and should remain together.

Jefferson County is located between three large urban counties, Lewis and Clark, Butte/Silver Bow, and Gallatin. It is important that we keep our own district so that we can maintain our proud identity. Please keep Jefferson County as whole as possible and allow a portion of Southern Jefferson County to remain with their "Community of Interest" in Northern Madison County.

Thank you for your consideration.

Name

Jim Dulew

Address

PO Box 330 Boulder MT

TO THE MONTANA DISTRICTING AND APPORTIONMENT COMMISSION
P.O. BOX 201706 HELENA, MT 59620-1706
districting@mt.gov FAX 406-444-3036

Dear Commissioners,

As a resident of Jefferson County, I am totally opposed to having Jefferson County split up for the benefit of Butte/Silver Bow County. Each of the four plans submitted by the Montana Districting and Apportionment Commission and the plan submitted by the Democrats on the Commission all put some portion of Jefferson County into Butte/Silver Bow County. This is simply unacceptable.


If you are going to consider the three discretionary criteria you set up at the beginning of this process, you will understand why none of these proposals make any sense.

- 1.) Following the lines of political units. Jefferson County is about 1,500 people over the ideal district size. Since our existing district is most of Jefferson County, we should start there and make every effort to keep Jefferson County as whole as possible, the remain population staying with its Community of Interest in Madison County .
- 2.) Following geographic boundaries. The Continental Divide separates Jefferson and Butte/Silver Bow Counties. That is a very distinct geographic boundary between our counties that should be respected.
- 3.) Keeping communities of interest intact. Many people live in Jefferson County because they don't want the impacts and influences of urban areas. Most of Jefferson County should be one district, with an area of the county South of Interstate 90 remaining as part of the district that represents Madison County. The Whitehall Elementary and Whitehall High School District both include portions of Madison County. The Jefferson Valley Rural Fire District also extends into Madison County. Kids from Jefferson County participate in 4-H and the Madison County Fair in Twin Bridges. Jefferson and Madison Counties share an MSU Extension Agent. In short, Southern Jefferson County and Northern Madison County are clearly a "Community of Interest", and should remain together.

Jefferson County is located between three large urban counties, Lewis and Clark, Butte/Silver Bow, and Gallatin. It is important that we keep our own district so that we can maintain our proud identity. Please keep Jefferson County as whole as possible and allow a portion of Southern Jefferson County to remain with their "Community of Interest" in Northern Madison County.

Thank you for your consideration.

Name



Address

16 WINDY BUTTE RD. JEFFERSON CITY MT,

TO THE MONTANA DISTRICTING AND APPORTIONMENT COMMISSION
P.O. BOX 201706 HELENA, MT 59620-1706
districting@mt.gov FAX 406-444-3036

Dear Commissioners,

As a resident of Jefferson County, I am totally opposed to having Jefferson County split up for the benefit of Butte/Silver Bow County. Each of the four plans submitted by the Montana Districting and Apportionment Commission and the plan submitted by the Democrats on the Commission all put some portion of Jefferson County into Butte/Silver Bow County. This is simply unacceptable.

If you are going to consider the three discretionary criteria you set up at the beginning of this process, you will understand why none of these proposals make any sense.

- 1.) Following the lines of political units. Jefferson County is about 1,500 people over the ideal district size. Since our existing district is most of Jefferson County, we should start there and make every effort to keep Jefferson County as whole as possible, the remain population staying with its Community of Interest in Madison County .
- 2.) Following geographic boundaries. The Continental Divide separates Jefferson and Butte/Silver Bow Counties. That is a very distinct geographic boundary between our counties that should be respected.
- 3.) Keeping communities of interest intact. Many people live in Jefferson County because they don't want the impacts and influences of urban areas. Most of Jefferson County should be one district, with an area of the county South of Interstate 90 remaining as part of the district that represents Madison County. The Whitehall Elementary and Whitehall High School District both include portions of Madison County. The Jefferson Valley Rural Fire District also extends into Madison County. Kids from Jefferson County participate in 4-H and the Madison County Fair in Twin Bridges. Jefferson and Madison Counties share an MSU Extension Agent. In short, Southern Jefferson County and Northern Madison County are clearly a "Community of Interest", and should remain together.

Jefferson County is located between three large urban counties, Lewis and Clark, Butte/Silver Bow, and Gallatin. It is important that we keep our own district so that we can maintain our proud identity. Please keep Jefferson County as whole as possible and allow a portion of Southern Jefferson County to remain with their "Community of Interest" in Northern Madison County.

Thank you for your consideration.

Name

Robert J. Z. [Signature]

Address

P.O. 1374 Boulder MT

TO THE MONTANA DISTRICTING AND APPORTIONMENT COMMISSION
P.O. BOX 201706 HELENA, MT 59620-1706
districting@mt.gov FAX 406-444-3036

Dear Commissioners,

As a resident of Jefferson County, I am totally opposed to having Jefferson County split up for the benefit of Butte/Silver Bow County. Each of the four plans submitted by the Montana Districting and Apportionment Commission and the plan submitted by the Democrats on the Commission all put some portion of Jefferson County into Butte/Silver Bow County. This is simply unacceptable.

If you are going to consider the three discretionary criteria you set up at the beginning of this process, you will understand why none of these proposals make any sense.

- 1.) Following the lines of political units. Jefferson County is about 1,500 people over the ideal district size. Since our existing district is most of Jefferson County, we should start there and make every effort to keep Jefferson County as whole as possible, the remain population staying with its Community of Interest in Madison County .
- 2.) Following geographic boundaries. The Continental Divide separates Jefferson and Butte/Silver Bow Counties. That is a very distinct geographic boundary between our counties that should be respected.
- 3.) Keeping communities of interest intact. Many people live in Jefferson County because they don't want the impacts and influences of urban areas. Most of Jefferson County should be one district, with an area of the county South of Interstate 90 remaining as part of the district that represents Madison County. The Whitehall Elementary and Whitehall High School District both include portions of Madison County. The Jefferson Valley Rural Fire District also extends into Madison County. Kids from Jefferson County participate in 4-H and the Madison County Fair in Twin Bridges. Jefferson and Madison Counties share an MSU Extension Agent. In short, Southern Jefferson County and Northern Madison County are clearly a "Community of Interest", and should remain together.

Jefferson County is located between three large urban counties, Lewis and Clark, Butte/Silver Bow, and Gallatin. It is important that we keep our own district so that we can maintain our proud identity. Please keep Jefferson County as whole as possible and allow a portion of Southern Jefferson County to remain with their "Community of Interest" in Northern Madison County.

Thank you for your consideration.

Name

Jeff Fallister

Address

P.O. Box 86 Boulder, MT

TO THE MONTANA DISTRICTING AND APPORTIONMENT COMMISSION
P.O. BOX 201706 HELENA, MT 59620-1706
districting@mt.gov FAX 406-444-3036

Dear Commissioners,

As a resident of Jefferson County, I am totally opposed to having Jefferson County split up for the benefit of Butte/Silver Bow County. Each of the four plans submitted by the Montana Districting and Apportionment Commission and the plan submitted by the Democrats on the Commission all put some portion of Jefferson County into Butte/Silver Bow County. This is simply unacceptable.

If you are going to consider the three discretionary criteria you set up at the beginning of this process, you will understand why none of these proposals make any sense.

- 1.) Following the lines of political units. Jefferson County is about 1,500 people over the ideal district size. Since our existing district is most of Jefferson County, we should start there and make every effort to keep Jefferson County as whole as possible, the remain population staying with its Community of Interest in Madison County .
- 2.) Following geographic boundaries. The Continental Divide separates Jefferson and Butte/Silver Bow Counties. That is a very distinct geographic boundary between our counties that should be respected.
- 3.) Keeping communities of interest intact. Many people live in Jefferson County because they don't want the impacts and influences of urban areas. Most of Jefferson County should be one district, with an area of the county South of Interstate 90 remaining as part of the district that represents Madison County. The Whitehall Elementary and Whitehall High School District both include portions of Madison County. The Jefferson Valley Rural Fire District also extends into Madison County. Kids from Jefferson County participate in 4-H and the Madison County Fair in Twin Bridges. Jefferson and Madison Counties share an MSU Extension Agent. In short, Southern Jefferson County and Northern Madison County are clearly a "Community of Interest", and should remain together.

Jefferson County is located between three large urban counties, Lewis and Clark, Butte/Silver Bow, and Gallatin. It is important that we keep our own district so that we can maintain our proud identity. Please keep Jefferson County as whole as possible and allow a portion of Southern Jefferson County to remain with their "Community of Interest" in Northern Madison County.

Thank you for your consideration.

Name Sandra Blays

Address P.O. Box 609 Boulder Mt. 59632

TO THE MONTANA DISTRICTING AND APPORTIONMENT COMMISSION
P.O. BOX 201706 HELENA, MT 59620-1706
districting@mt.gov FAX 406-444-3036

Dear Commissioners,

As a resident of Jefferson County, I am totally opposed to having Jefferson County split up for the benefit of Butte/Silver Bow County. Each of the four plans submitted by the Montana Districting and Apportionment Commission and the plan submitted by the Democrats on the Commission all put some portion of Jefferson County into Butte/Silver Bow County. This is simply unacceptable.

If you are going to consider the three discretionary criteria you set up at the beginning of this process, you will understand why none of these proposals make any sense.

- 1.) Following the lines of political units. Jefferson County is about 1,500 people over the ideal district size. Since our existing district is most of Jefferson County, we should start there and make every effort to keep Jefferson County as whole as possible, the remain population staying with its Community of Interest in Madison County .
- 2.) Following geographic boundaries. The Continental Divide separates Jefferson and Butte/Silver Bow Counties. That is a very distinct geographic boundary between our counties that should be respected.
- 3.) Keeping communities of interest intact. Many people live in Jefferson County because they don't want the impacts and influences of urban areas. Most of Jefferson County should be one district, with an area of the county South of Interstate 90 remaining as part of the district that represents Madison County. The Whitehall Elementary and Whitehall High School District both include portions of Madison County. The Jefferson Valley Rural Fire District also extends into Madison County. Kids from Jefferson County participate in 4-H and the Madison County Fair in Twin Bridges. Jefferson and Madison Counties share an MSU Extension Agent. In short, Southern Jefferson County and Northern Madison County are clearly a "Community of Interest", and should remain together.

Jefferson County is located between three large urban counties, Lewis and Clark, Butte/Silver Bow, and Gallatin. It is important that we keep our own district so that we can maintain our proud identity. Please keep Jefferson County as whole as possible and allow a portion of Southern Jefferson County to remain with their "Community of Interest" in Northern Madison County.

Thank you for your consideration.

Name Thomas J Murphy
Address PO Box 556 318N Adams Boulder MT 59632

TO THE MONTANA DISTRICTING AND APPORTIONMENT COMMISSION
P.O. BOX 201706 HELENA, MT 59620-1706
districting@mt.gov FAX 406-444-3036

Dear Commissioners,

As a resident of Jefferson County, I am totally opposed to having Jefferson County split up for the benefit of Butte/Silver Bow County. Each of the four plans submitted by the Montana Districting and Apportionment Commission and the plan submitted by the Democrats on the Commission all put some portion of Jefferson County into Butte/Silver Bow County. This is simply unacceptable.

If you are going to consider the three discretionary criteria you set up at the beginning of this process, you will understand why none of these proposals make any sense.

- 1.) Following the lines of political units. Jefferson County is about 1,500 people over the ideal district size. Since our existing district is most of Jefferson County, we should start there and make every effort to keep Jefferson County as whole as possible, the remain population staying with its Community of Interest in Madison County .
- 2.) Following geographic boundaries. The Continental Divide separates Jefferson and Butte/Silver Bow Counties. That is a very distinct geographic boundary between our counties that should be respected.
- 3.) Keeping communities of interest intact. Many people live in Jefferson County because they don't want the impacts and influences of urban areas. Most of Jefferson County should be one district, with an area of the county South of Interstate 90 remaining as part of the district that represents Madison County. The Whitehall Elementary and Whitehall High School District both include portions of Madison County. The Jefferson Valley Rural Fire District also extends into Madison County. Kids from Jefferson County participate in 4-H and the Madison County Fair in Twin Bridges. Jefferson and Madison Counties share an MSU Extension Agent. In short, Southern Jefferson County and Northern Madison County are clearly a "Community of Interest", and should remain together.

Jefferson County is located between three large urban counties, Lewis and Clark, Butte/Silver Bow, and Gallatin. It is important that we keep our own district so that we can maintain our proud identity. Please keep Jefferson County as whole as possible and allow a portion of Southern Jefferson County to remain with their "Community of Interest" in Northern Madison County.

Thank you for your consideration.

Name

Address

Catrina D. Vassler
PO Box 11 Boulder MT 59632
15 Plumview Rd

TO THE MONTANA DISTRICTING AND APPORTIONMENT COMMISSION
P.O. BOX 201706 HELENA, MT 59620-1706
districting@mt.gov FAX 406-444-3036

Dear Commissioners,

As a resident of Jefferson County, I am totally opposed to having Jefferson County split up for the benefit of Butte/Silver Bow County. Each of the four plans submitted by the Montana Districting and Apportionment Commission and the plan submitted by the Democrats on the Commission all put some portion of Jefferson County into Butte/Silver Bow County. This is simply unacceptable.

If you are going to consider the three discretionary criteria you set up at the beginning of this process, you will understand why none of these proposals make any sense.

- 1.) Following the lines of political units. Jefferson County is about 1,500 people over the ideal district size. Since our existing district is most of Jefferson County, we should start there and make every effort to keep Jefferson County as whole as possible, the remain population staying with its Community of Interest in Madison County .
- 2.) Following geographic boundaries. The Continental Divide separates Jefferson and Butte/Silver Bow Counties. That is a very distinct geographic boundary between our counties that should be respected.
- 3.) Keeping communities of interest intact. Many people live in Jefferson County because they don't want the impacts and influences of urban areas. Most of Jefferson County should be one district, with an area of the county South of Interstate 90 remaining as part of the district that represents Madison County. The Whitehall Elementary and Whitehall High School District both include portions of Madison County. The Jefferson Valley Rural Fire District also extends into Madison County. Kids from Jefferson County participate in 4-H and the Madison County Fair in Twin Bridges. Jefferson and Madison Counties share an MSU Extension Agent. In short, Southern Jefferson County and Northern Madison County are clearly a "Community of Interest", and should remain together.

Jefferson County is located between three large urban counties, Lewis and Clark, Butte/Silver Bow, and Gallatin. It is important that we keep our own district so that we can maintain our proud identity. Please keep Jefferson County as whole as possible and allow a portion of Southern Jefferson County to remain with their "Community of Interest" in Northern Madison County.

Thank you for your consideration.

Name

Laurie J. Vassler

Address

Box 11 Boulder, MT

TO THE MONTANA DISTRICTING AND APPORTIONMENT COMMISSION
P.O. BOX 201706 HELENA, MT 59620-1706
districting@mt.gov FAX 406-444-3036

Dear Commissioners,

As a resident of Jefferson County, I am totally opposed to having Jefferson County split up for the benefit of Butte/Silver Bow County. Each of the four plans submitted by the Montana Districting and Apportionment Commission and the plan submitted by the Democrats on the Commission all put some portion of Jefferson County into Butte/Silver Bow County. This is simply unacceptable.

If you are going to consider the three discretionary criteria you set up at the beginning of this process, you will understand why none of these proposals make any sense.

- 1.) Following the lines of political units. Jefferson County is about 1,500 people over the ideal district size. Since our existing district is most of Jefferson County, we should start there and make every effort to keep Jefferson County as whole as possible, the remain population staying with its Community of Interest in Madison County .
- 2.) Following geographic boundaries. The Continental Divide separates Jefferson and Butte/Silver Bow Counties. That is a very distinct geographic boundary between our counties that should be respected.
- 3.) Keeping communities of interest intact. Many people live in Jefferson County because they don't want the impacts and influences of urban areas. Most of Jefferson County should be one district, with an area of the county South of Interstate 90 remaining as part of the district that represents Madison County. The Whitehall Elementary and Whitehall High School District both include portions of Madison County. The Jefferson Valley Rural Fire District also extends into Madison County. Kids from Jefferson County participate in 4-H and the Madison County Fair in Twin Bridges. Jefferson and Madison Counties share an MSU Extension Agent. In short, Southern Jefferson County and Northern Madison County are clearly a "Community of Interest", and should remain together.

Jefferson County is located between three large urban counties, Lewis and Clark, Butte/Silver Bow, and Gallatin. It is important that we keep our own district so that we can maintain our proud identity. Please keep Jefferson County as whole as possible and allow a portion of Southern Jefferson County to remain with their "Community of Interest" in Northern Madison County.

Thank you for your consideration.

Name

Shirley R. Cossler

Address

P.O. Box 43 Boulder, MT 59632

TO THE MONTANA DISTRICTING AND APPORTIONMENT COMMISSION
P.O. BOX 201706 HELENA, MT 59620-1706
districting@mt.gov FAX 406-444-3036

Dear Commissioners,

As a resident of Jefferson County, I am totally opposed to having Jefferson County split up for the benefit of Butte/Silver Bow County. Each of the four plans submitted by the Montana Districting and Apportionment Commission and the plan submitted by the Democrats on the Commission all put some portion of Jefferson County into Butte/Silver Bow County. This is simply unacceptable.

If you are going to consider the three discretionary criteria you set up at the beginning of this process, you will understand why none of these proposals make any sense.

- 1.) Following the lines of political units. Jefferson County is about 1,500 people over the ideal district size. Since our existing district is most of Jefferson County, we should start there and make every effort to keep Jefferson County as whole as possible, the remain population staying with its Community of Interest in Madison County .
- 2.) Following geographic boundaries. The Continental Divide separates Jefferson and Butte/Silver Bow Counties. That is a very distinct geographic boundary between our counties that should be respected.
- 3.) Keeping communities of interest intact. Many people live in Jefferson County because they don't want the impacts and influences of urban areas. Most of Jefferson County should be one district, with an area of the county South of Interstate 90 remaining as part of the district that represents Madison County. The Whitehall Elementary and Whitehall High School District both include portions of Madison County. The Jefferson Valley Rural Fire District also extends into Madison County. Kids from Jefferson County participate in 4-H and the Madison County Fair in Twin Bridges. Jefferson and Madison Counties share an MSU Extension Agent. In short, Southern Jefferson County and Northern Madison County are clearly a "Community of Interest", and should remain together.

Jefferson County is located between three large urban counties, Lewis and Clark, Butte/Silver Bow, and Gallatin. It is important that we keep our own district so that we can maintain our proud identity. Please keep Jefferson County as whole as possible and allow a portion of Southern Jefferson County to remain with their "Community of Interest" in Northern Madison County.

Thank you for your consideration.

Name Shirley Dean - Fadness

Address 621 Bldg Fritz Rd Boulder MT 59632

TO THE MONTANA DISTRICTING AND APPORTIONMENT COMMISSION
P.O. BOX 201706 HELENA, MT 59620-1706
districting@mt.gov FAX 406-444-3036

Dear Commissioners,

As a resident of Jefferson County, I am totally opposed to having Jefferson County split up for the benefit of Butte/Silver Bow County. Each of the four plans submitted by the Montana Districting and Apportionment Commission and the plan submitted by the Democrats on the Commission all put some portion of Jefferson County into Butte/Silver Bow County. This is simply unacceptable.

If you are going to consider the three discretionary criteria you set up at the beginning of this process, you will understand why none of these proposals make any sense.


- 1.) Following the lines of political units. Jefferson County is about 1,500 people over the ideal district size. Since our existing district is most of Jefferson County, we should start there and make every effort to keep Jefferson County as whole as possible, the remain population staying with its Community of Interest in Madison County.
- 2.) Following geographic boundaries. The Continental Divide separates Jefferson and Butte/Silver Bow Counties. That is a very distinct geographic boundary between our counties that should be respected.
- 3.) Keeping communities of interest intact. Many people live in Jefferson County because they don't want the impacts and influences of urban areas. Most of Jefferson County should be one district, with an area of the county South of Interstate 90 remaining as part of the district that represents Madison County. The Whitehall Elementary and Whitehall High School District both include portions of Madison County. The Jefferson Valley Rural Fire District also extends into Madison County. Kids from Jefferson County participate in 4-H and the Madison County Fair in Twin Bridges. Jefferson and Madison Counties share an MSU Extension Agent. In short, Southern Jefferson County and Northern Madison County are clearly a "Community of Interest", and should remain together.

Jefferson County is located between three large urban counties, Lewis and Clark, Butte/Silver Bow, and Gallatin. It is important that we keep our own district so that we can maintain our proud identity. Please keep Jefferson County as whole as possible and allow a portion of Southern Jefferson County to remain with their "Community of Interest" in Northern Madison County.

Thank you for your consideration

Name

Address


Nathan Ahlers
31 Spruce Way P.O. Box 49 Boulder, MT 59632

TO THE MONTANA DISTRICTING AND APPORTIONMENT COMMISSION
P.O. BOX 201706 HELENA, MT 59620-1706
districting@mt.gov FAX 406-444-3036

Dear Commissioners,

As a resident of Jefferson County, I am totally opposed to having Jefferson County split up for the benefit of Butte/Silver Bow County. Each of the four plans submitted by the Montana Districting and Apportionment Commission and the plan submitted by the Democrats on the Commission all put some portion of Jefferson County into Butte/Silver Bow County. This is simply unacceptable.

If you are going to consider the three discretionary criteria you set up at the beginning of this process, you will understand why none of these proposals make any sense.

- 1.) Following the lines of political units. Jefferson County is about 1,500 people over the ideal district size. Since our existing district is most of Jefferson County, we should start there and make every effort to keep Jefferson County as whole as possible, the remain population staying with its Community of Interest in Madison County .
- 2.) Following geographic boundaries. The Continental Divide separates Jefferson and Butte/Silver Bow Counties. That is a very distinct geographic boundary between our counties that should be respected.
- 3.) Keeping communities of interest intact. Many people live in Jefferson County because they don't want the impacts and influences of urban areas. Most of Jefferson County should be one district, with an area of the county South of Interstate 90 remaining as part of the district that represents Madison County. The Whitehall Elementary and Whitehall High School District both include portions of Madison County. The Jefferson Valley Rural Fire District also extends into Madison County. Kids from Jefferson County participate in 4-H and the Madison County Fair in Twin Bridges. Jefferson and Madison Counties share an MSU Extension Agent. In short, Southern Jefferson County and Northern Madison County are clearly a "Community of Interest", and should remain together.

Jefferson County is located between three large urban counties, Lewis and Clark, Butte/Silver Bow, and Gallatin. It is important that we keep our own district so that we can maintain our proud identity. Please keep Jefferson County as whole as possible and allow a portion of Southern Jefferson County to remain with their "Community of Interest" in Northern Madison County.

Thank you for your consideration.

Name Kimberly Anderson

Address PO Box 333, 108 N Jackson, Boulder

TO THE MONTANA DISTRICTING AND APPORTIONMENT COMMISSION
P.O. BOX 201706 HELENA, MT 59620-1706
districting@mt.gov FAX 406-444-3036

Dear Commissioners,

As a resident of Jefferson County, I am totally opposed to having Jefferson County split up for the benefit of Butte/Silver Bow County. Each of the four plans submitted by the Montana Districting and Apportionment Commission and the plan submitted by the Democrats on the Commission all put some portion of Jefferson County into Butte/Silver Bow County. This is simply unacceptable.

If you are going to consider the three discretionary criteria you set up at the beginning of this process, you will understand why none of these proposals make any sense.

- 1.) Following the lines of political units. Jefferson County is about 1,500 people over the ideal district size. Since our existing district is most of Jefferson County, we should start there and make every effort to keep Jefferson County as whole as possible, the remain population staying with its Community of Interest in Madison County .
- 2.) Following geographic boundaries. The Continental Divide separates Jefferson and Butte/Silver Bow Counties. That is a very distinct geographic boundary between our counties that should be respected.
- 3.) Keeping communities of interest intact. Many people live in Jefferson County because they don't want the impacts and influences of urban areas. Most of Jefferson County should be one district, with an area of the county South of Interstate 90 remaining as part of the district that represents Madison County. The Whitehall Elementary and Whitehall High School District both include portions of Madison County. The Jefferson Valley Rural Fire District also extends into Madison County. Kids from Jefferson County participate in 4-H and the Madison County Fair in Twin Bridges. Jefferson and Madison Counties share an MSU Extension Agent. In short, Southern Jefferson County and Northern Madison County are clearly a "Community of Interest", and should remain together.

Jefferson County is located between three large urban counties, Lewis and Clark, Butte/Silver Bow, and Gallatin. It is important that we keep our own district so that we can maintain our proud identity. Please keep Jefferson County as whole as possible and allow a portion of Southern Jefferson County to remain with their "Community of Interest" in Northern Madison County.

Thank you for your consideration.

Name

Shirley Chance

Address

35 Hanging Wall Rd Boulder, MT

TO THE MONTANA DISTRICTING AND APPORTIONMENT COMMISSION
P.O. BOX 201706 HELENA, MT 59620-1706
districting@mt.gov FAX 406-444-3036

Dear Commissioners,

As a resident of Jefferson County, I am totally opposed to having Jefferson County split up for the benefit of Butte/Silver Bow County. Each of the four plans submitted by the Montana Districting and Apportionment Commission and the plan submitted by the Democrats on the Commission all put some portion of Jefferson County into Butte/Silver Bow County. This is simply unacceptable.

If you are going to consider the three discretionary criteria you set up at the beginning of this process, you will understand why none of these proposals make any sense.

- 1.) Following the lines of political units. Jefferson County is about 1,500 people over the ideal district size. Since our existing district is most of Jefferson County, we should start there and make every effort to keep Jefferson County as whole as possible, the remain population staying with its Community of Interest in Madison County .
- 2.) Following geographic boundaries. The Continental Divide separates Jefferson and Butte/Silver Bow Counties. That is a very distinct geographic boundary between our counties that should be respected.
- 3.) Keeping communities of interest intact. Many people live in Jefferson County because they don't want the impacts and influences of urban areas. Most of Jefferson County should be one district, with an area of the county South of Interstate 90 remaining as part of the district that represents Madison County. The Whitehall Elementary and Whitehall High School District both include portions of Madison County. The Jefferson Valley Rural Fire District also extends into Madison County. Kids from Jefferson County participate in 4-H and the Madison County Fair in Twin Bridges. Jefferson and Madison Counties share an MSU Extension Agent. In short, Southern Jefferson County and Northern Madison County are clearly a "Community of Interest", and should remain together.

Jefferson County is located between three large urban counties, Lewis and Clark, Butte/Silver Bow, and Gallatin. It is important that we keep our own district so that we can maintain our proud identity. Please keep Jefferson County as whole as possible and allow a portion of Southern Jefferson County to remain with their "Community of Interest" in Northern Madison County.

Thank you for your consideration.

Name

John J. Johnson

Address

207 N. Washington P.O. Box 64

TO THE MONTANA DISTRICTING AND APPORTIONMENT COMMISSION
P.O. BOX 201706 HELENA, MT 59620-1706
districting@mt.gov FAX 406-444-3036

Dear Commissioners,

As a resident of Jefferson County, I am totally opposed to having Jefferson County split up for the benefit of Butte/Silver Bow County. Each of the four plans submitted by the Montana Districting and Apportionment Commission and the plan submitted by the Democrats on the Commission all put some portion of Jefferson County into Butte/Silver Bow County. This is simply unacceptable.

If you are going to consider the three discretionary criteria you set up at the beginning of this process, you will understand why none of these proposals make any sense.

- 1.) Following the lines of political units. Jefferson County is about 1,500 people over the ideal district size. Since our existing district is most of Jefferson County, we should start there and make every effort to keep Jefferson County as whole as possible, the remain population staying with its Community of Interest in Madison County .
- 2.) Following geographic boundaries. The Continental Divide separates Jefferson and Butte/Silver Bow Counties. That is a very distinct geographic boundary between our counties that should be respected.
- 3.) Keeping communities of interest intact. Many people live in Jefferson County because they don't want the impacts and influences of urban areas. Most of Jefferson County should be one district, with an area of the county South of Interstate 90 remaining as part of the district that represents Madison County. The Whitehall Elementary and Whitehall High School District both include portions of Madison County. The Jefferson Valley Rural Fire District also extends into Madison County. Kids from Jefferson County participate in 4-H and the Madison County Fair in Twin Bridges. Jefferson and Madison Counties share an MSU Extension Agent. In short, Southern Jefferson County and Northern Madison County are clearly a "Community of Interest", and should remain together.

Jefferson County is located between three large urban counties, Lewis and Clark, Butte/Silver Bow, and Gallatin. It is important that we keep our own district so that we can maintain our proud identity. Please keep Jefferson County as whole as possible and allow a portion of Southern Jefferson County to remain with their "Community of Interest" in Northern Madison County.

Thank you for your consideration.

Name Kimberlee Dzeer

Address P.O. Box 974 #4 high grade place Boulder MT
39637

TO THE MONTANA DISTRICTING AND APPORTIONMENT COMMISSION
P.O. BOX 201706 HELENA, MT 59620-1706
districting@mt.gov FAX 406-444-3036

Dear Commissioners,

As a resident of Jefferson County, I am totally opposed to having Jefferson County split up for the benefit of Butte/Silver Bow County. Each of the four plans submitted by the Montana Districting and Apportionment Commission and the plan submitted by the Democrats on the Commission all put some portion of Jefferson County into Butte/Silver Bow County. This is simply unacceptable.

If you are going to consider the three discretionary criteria you set up at the beginning of this process, you will understand why none of these proposals make any sense.

- 1.) Following the lines of political units. Jefferson County is about 1,500 people over the ideal district size. Since our existing district is most of Jefferson County, we should start there and make every effort to keep Jefferson County as whole as possible, the remain population staying with its Community of Interest in Madison County .
- 2.) Following geographic boundaries. The Continental Divide separates Jefferson and Butte/Silver Bow Counties. That is a very distinct geographic boundary between our counties that should be respected.
- 3.) Keeping communities of interest intact. Many people live in Jefferson County because they don't want the impacts and influences of urban areas. Most of Jefferson County should be one district, with an area of the county South of Interstate 90 remaining as part of the district that represents Madison County. The Whitehall Elementary and Whitehall High School District both include portions of Madison County. The Jefferson Valley Rural Fire District also extends into Madison County. Kids from Jefferson County participate in 4-H and the Madison County Fair in Twin Bridges. Jefferson and Madison Counties share an MSU Extension Agent. In short, Southern Jefferson County and Northern Madison County are clearly a "Community of Interest", and should remain together.

Jefferson County is located between three large urban counties, Lewis and Clark, Butte/Silver Bow, and Gallatin. It is important that we keep our own district so that we can maintain our proud identity. Please keep Jefferson County as whole as possible and allow a portion of Southern Jefferson County to remain with their "Community of Interest" in Northern Madison County.

Thank you for your consideration.

Name

John T. Heide

Address

59 Upper Valley Rd Boulder mt 59632

TO THE MONTANA DISTRICTING AND APPORTIONMENT COMMISSION
P.O. BOX 201706 HELENA, MT 59620-1706
districting@mt.gov FAX 406-444-3036

Dear Commissioners,

As a resident of Jefferson County, I am totally opposed to having Jefferson County split up for the benefit of Butte/Silver Bow County. Each of the four plans submitted by the Montana Districting and Apportionment Commission and the plan submitted by the Democrats on the Commission all put some portion of Jefferson County into Butte/Silver Bow County. This is simply unacceptable.

If you are going to consider the three discretionary criteria you set up at the beginning of this process, you will understand why none of these proposals make any sense.

- 1.) Following the lines of political units. Jefferson County is about 1,500 people over the ideal district size. Since our existing district is most of Jefferson County, we should start there and make every effort to keep Jefferson County as whole as possible, the remain population staying with its Community of Interest in Madison County .
- 2.) Following geographic boundaries. The Continental Divide separates Jefferson and Butte/Silver Bow Counties. That is a very distinct geographic boundary between our counties that should be respected.
- 3.) Keeping communities of interest intact. Many people live in Jefferson County because they don't want the impacts and influences of urban areas. Most of Jefferson County should be one district, with an area of the county South of Interstate 90 remaining as part of the district that represents Madison County. The Whitehall Elementary and Whitehall High School District both include portions of Madison County. The Jefferson Valley Rural Fire District also extends into Madison County. Kids from Jefferson County participate in 4-H and the Madison County Fair in Twin Bridges. Jefferson and Madison Counties share an MSU Extension Agent. In short, Southern Jefferson County and Northern Madison County are clearly a "Community of Interest", and should remain together.

Jefferson County is located between three large urban counties, Lewis and Clark, Butte/Silver Bow, and Gallatin. It is important that we keep our own district so that we can maintain our proud identity. Please keep Jefferson County as whole as possible and allow a portion of Southern Jefferson County to remain with their "Community of Interest" in Northern Madison County.

Thank you for your consideration.

Name KELLY STOLP

Address PO BOX 1281, BOULDER, MT
59632

Weiss, Rachel

From: Louise Bruce [vlbruce@hotmail.com]
Sent: Tuesday, March 27, 2012 8:53 PM
To: Redistricting
Subject: Public Comments

Dear Commissioners:

I was unable to attend tonight's public hearing in Butte, but would like to have my comments added to the public record.

I encourage the Commission to support the Communities Plan.

I have lived in Dillon for 25 years and have been both a candidate and a campaign manager for SD 36 in two versions of the district. The senate district will be large no matter how the boundary is drawn. The Communities Plan does the best job of keeping communities with common economic, social and cultural interests and values in the same district.

The Communities Plan keeps the Beaverhead County house district more compact, and the community of Twin Bridges has more in common with Dillon than Dillon does with Butte. In the Subdivision Plan, the Beaverhead County house district would stretch from the stateline at Monida to Butte - a distance of around 125 miles.

In both the Subdivision Plan and the Urban-Rural Plan, the Madison County house district cuts into Gallatin County in two separate places, north of Big Sky - cutting right through the middle of Gallatin Gateway - and also south of Big Sky to pick up West Yellowstone. The majority of the population in Madison County lives in northern Madison County, so it makes more sense to include Three Forks, or part of Gallatin County to create a house district. This would allow a legislator to have a reasonable opportunity to get around the district.

I encourage the Commission to consider keeping Beaverhead and Madison Counties together as a Senate District because the two counties are similar. If the Subdivision Plan became the map, a senator would have all of Beaverhead and Madison Counties, part of Butte, West Yellowstone, and half of Gallatin Gateway. This would be an incredible district to cover geographically, and include many disparate constituencies.

The Communities Plan is the best plan for keeping the rural communities of southwest Montana interests intact. Increasing urbanization in Montana further isolates and marginalizes rural interests. I urge the Commission to support the Communities Plan.

Thank you,

Louise Bruce
616 E. Center St.
Dillon, MT 59725-3110

Weiss, Rachel

From: Bob Adams [badams811@gmail.com]
Sent: Tuesday, March 27, 2012 10:54 PM
To: Redistricting
Subject: Lewis & Clark County Districting Plan

For Lewis and Clark County, the "communities plan" should be adopted.

This plan, more than all others, supports "one person, one vote" principles. It does not split communities. It will require candidates to fight for election from the districts which will be more fairly divided than under other plans. The "communities plan" will not result in one party gaining dominance by reason of a skewed districting.

Thank you for implementing the "communities plan" in our county.

Sincerely,
Bob Adams
1029 State St.
Helena

I support the Communities Plan because it:

- Guarantees our constitutional right of one person, one vote,
- Respects existing communities across Montana, including small towns, rural communities, cities, and suburban areas,
- Keeps intact more small towns than any other proposed plan,
- Provides strong protection of minority voting rights, so American Indian citizens can fully participate in our political process, and
- Creates a fair balance so that no one political party gains monopoly control of the Legislature.

Kali Wicks

Name

814 E Broadway

Address

Helena,

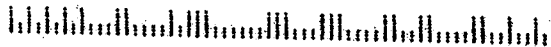
MT

59607

City

State

Zip



I am writing in support of the Communities Plan for a number of reasons. But most importantly to me is the fact that it guarantees our Constitutional right of one person, one vote.

Kerry Bronson
1604 39 st s
Great falls, MT 59405

Kerry Bronson

The Ulm Pishkun State Park, located south of Great Falls, Montana - provides an educational and scenic adventure into the past. Ulm Pishkun is the only best preserved "buffalo jumps" in the northwest and is perhaps one of the largest of its kind in the world. Copyright © 1999 Chovanak Diversified

RECEIVED

MAR 27 2012

Montana Legislative
Services Division

Districting & Apportionment Commission
Legislative Services Division
PO Box 201706
Helena, MT 59620-1706

RECEIVED

MAR 27 2012

Montana Legislative
Services Division

Districting & Apportionment
Legislative Services Division
PO Box 201706
Helena, MT 59620-1706