

RECEIVED

TO THE MONTANA DISTRICTING AND APPORTIONMENT COMMISSION APR 06 2012
PO Box 201706
Helena, MT 59620-1706

Montana Legislative
Services Division

4-5-12

districting@mt.gov

FAX: 406-444-3036

Dear Commissioners,

As a resident of Jefferson County, I am totally opposed to having Jefferson County split up for the benefit of Butte/Silver Bow County. Each of the four plans submitted by the Montana Districting and Apportionment Commission and the plan submitted by the Democrats on the Commission all put some portion of Jefferson County into Butte/Silver Bow County. This is simply unacceptable.

If you are going to consider the three discretionary criteria you set up at the beginning of this process, you will understand why none of these proposals make any sense.

- 1.) Following the lines of political units. Jefferson County is about 1,500 people over the ideal district size. Since our existing district is most of Jefferson County, we should start there and make every effort to keep Jefferson County as whole as possible, the remaining population staying with its "Community of Interest" in Madison County.
- 2.) Following geographic boundaries. The Continental Divide separates Jefferson and Butte/Silver Bow Counties. That is a very distinct geographic boundary between our counties that should be respected.
- 3.) Keeping communities of interest intact. Many people live in Jefferson County because they don't want the impacts and influences of urban areas. Most of Jefferson County should be one district, with an area of the county South of Interstate 90 remaining as part of the district that represents Madison County. The Whitehall Elementary and Whitehall High School District both include portions of Madison County. The Jefferson Valley Rural Fire District also extends into Madison County. Kids from Jefferson County participate in 4-H and the Madison County Fair in Twin Bridges. Jefferson and Madison Counties share an MSU Extension Agent. In short, Southern Jefferson County and Northern Madison County are clearly a "Community of Interest", and should remain together.

Jefferson County is located between three large, urban counties, Lewis and Clark, Butte/Silver Bow, and Gallatin. It is important that we keep our own district so that we can maintain our proud identity. Please keep Jefferson County as whole as possible and allow a portion of Southern Jefferson County to remain with their "Community of Interest" in Northern Madison County.

I support the Jefferson County Proposed Legislative District Map.

Thank you for your consideration.

Name

Dale A. Gibson

Address

Box 912 45 Skyline Drive Whitehall, MT 59759

TO THE MONTANA DISTRICTING AND APPORTIONMENT COMMISSION
PO Box 201706
Helena, MT 59620-1706

RECEIVED

APR 06 2012

Montana Legislative
Services Division

districting@mt.gov

FAX: 406-444-3036

Dear Commissioners,

As a resident of Jefferson County, I am totally opposed to having Jefferson County split up for the benefit of Butte/Silver Bow County. Each of the four plans submitted by the Montana Districting and Apportionment Commission and the plan submitted by the Democrats on the Commission all put some portion of Jefferson County into Butte/Silver Bow County. This is simply unacceptable.

If you are going to consider the three discretionary criteria you set up at the beginning of this process, you will understand why none of these proposals make any sense.

- 1.) Following the lines of political units. Jefferson County is about 1,500 people over the ideal district size. Since our existing district is most of Jefferson County, we should start there and make every effort to keep Jefferson County as whole as possible, the remaining population staying with its "Community of Interest" in Madison County.
- 2.) Following geographic boundaries. The Continental Divide separates Jefferson and Butte/Silver Bow Counties. That is a very distinct geographic boundary between our counties that should be respected.
- 3.) Keeping communities of interest intact. Many people live in Jefferson County because they don't want the impacts and influences of urban areas. Most of Jefferson County should be one district, with an area of the county South of Interstate 90 remaining as part of the district that represents Madison County. The Whitehall Elementary and Whitehall High School District both include portions of Madison County. The Jefferson Valley Rural Fire District also extends into Madison County. Kids from Jefferson County participate in 4-H and the Madison County Fair in Twin Bridges. Jefferson and Madison Counties share an MSU Extension Agent. In short, Southern Jefferson County and Northern Madison County are clearly a "Community of Interest", and should remain together.

Jefferson County is located between three large, urban counties, Lewis and Clark, Butte/Silver Bow, and Gallatin. It is important that we keep our own district so that we can maintain our proud identity. Please keep Jefferson County as whole as possible and allow a portion of Southern Jefferson County to remain with their "Community of Interest" in Northern Madison County.

I support the Jefferson County Proposed Legislative District Map.

Thank you for your consideration.

4-5-12

Name Kathleen E. Gibson

Kathleen E. Gibson

Address 45 Skyline Drive (Box 912) Whitehall, MT 59759

RECEIVED

TO THE MONTANA DISTRICTING AND APPORTIONMENT COMMISSION

APR 06 2012

Montana Legislative
Services Division

Dear Commissioners,

As a resident of Jefferson County, I am totally opposed to having Jefferson County split up for the benefit of Butte/Silver Bow County. Each of the four plans submitted by the Montana Districting and Apportionment Commission and the plan submitted by the Democrats on the Commission all put some portion of Jefferson County into Butte/Silver Bow County. This is simply unacceptable.

If you are going to consider the three discretionary criteria you set up at the beginning of this process, you will understand why none of these proposals make any sense.

- 1.) Following the lines of political units. Jefferson County is about 1,500 people over the ideal district size. Since our existing district is most of Jefferson County, we should start there and make every effort to keep Jefferson County as whole as possible.
- 2.) Following geographic boundaries. The Continental Divide separates Jefferson and Butte/Silver Bow Counties. That is a very distinct geographic boundary between our counties that should be respected.
- 3.) Keeping communities of interest intact. Many people live in Jefferson County because they don't want the impacts and influences of urban areas. Most of Jefferson County should be one district, with an area of the county South of Interstate 90 remaining as part of the district that represents Madison County. The Whitehall Elementary and Whitehall High School District both include portions of Madison County. The Jefferson Valley Rural Fire District also extends into Madison County. Kids from Jefferson County participate in 4-H and the Madison County Fair in Twin Bridges. In short, Southern Jefferson County and Northern Madison County are clearly a "community of interest", and should remain together.

Please keep Jefferson County as whole as possible and allow a portion of Southern Jefferson County to remain with their Community of Interest in Northern Madison County.

Thank you for your consideration.

Name Joann & Harold Leu

Address P.O. Box 91 Clancy, Mt. 59634

4/04/2012

TO THE MONTANA DISTRICTING AND APPORTIONMENT COMMISSION
P.O. BOX 201706 HELENA, MT 59620-1706
districting@mt.gov FAX 406-444-3036

RECEIVED

APR 06 2012

Montana Legislative
Services Division

Dear Commissioners,

As a resident or friend of a resident of Jefferson County, I am totally opposed to having Jefferson County split up for the benefit of Butte/Silver Bow County. Each of the four plans submitted by the Montana Districting and Apportionment Commission and the plan submitted by the Democrats on the Commission all put some portion of Jefferson County into Butte/Silver Bow County. This is simply unacceptable.

If you are going to consider the three discretionary criteria you set up at the beginning of this process, you will understand why none of these proposals make any sense.

- 1.) Following the lines of political units. Jefferson County is about 1,500 people over the ideal district size. Since our existing district is most of Jefferson County, we should start there and make every effort to keep Jefferson County as whole as possible, with the remaining population staying with its Community of Interest in Madison County.
- 2.) Following geographic boundaries. The Continental Divide separates Jefferson and Butte/Silver Bow Counties. That is a very distinct geographic boundary between our counties that should be respected.
- 3.) Keeping communities of interest intact. Many people live in Jefferson County because they don't want the impacts and influences of urban areas. Most of Jefferson County should be one district, with an area of the county South of Interstate 90 remaining as part of the district that represents Madison County. The Whitehall Elementary and Whitehall High School District both include portions of Madison County. The Jefferson Valley Rural Fire District also extends into Madison County. Kids from Jefferson County participate in 4-H and the Madison County Fair in Twin Bridges. Jefferson and Madison Counties share an MSU Extension Agent. In short, Southern Jefferson County and Northern Madison County are clearly a "Community of Interest", and should remain together.

Jefferson County is located between three large urban counties, Lewis and Clark, Butte/Silver Bow, and Gallatin. It is important that we keep our own district so that we can maintain our proud identity. Please keep Jefferson County as whole as possible and allow a portion of Southern Jefferson County to remain with their "Community of Interest" in Northern Madison County.

Thank you for your consideration.

Name

Dorah W. Jones

Address

6 Stacwood Drive, Clancy MT 59635

mailing: PO Box 4844, Helena MT 59604

RECEIVED

APR 05 2012

TO THE MONTANA DISTRICTING AND APPORTIONMENT COMMISSION
P.O. BOX 201706 HELENA, MT 59620-1706
districting@mt.gov FAX 406-444-3036

Montana Legislative
Services Division

Dear Commissioners,

As a resident of Jefferson County, I am totally opposed to having Jefferson County split up for the benefit of Butte/Silver Bow County. Each of the four plans submitted by the Montana Districting and Apportionment Commission and the plan submitted by the Democrats on the Commission all put some portion of Jefferson County into Butte/Silver Bow County. This is simply unacceptable.

If you are going to consider the three discretionary criteria you set up at the beginning of this process, you will understand why none of these proposals make any sense.

- 1.) Following the lines of political units. Jefferson County is about 1,500 people over the ideal district size. Since our existing district is most of Jefferson County, we should start there and make every effort to keep Jefferson County as whole as possible, the remain population staying with its Community of Interest in Madison County.
- 2.) Following geographic boundaries. The Continental Divide separates Jefferson and Butte/Silver Bow Counties. That is a very distinct geographic boundary between our counties that should be respected.
- 3.) Keeping communities of interest intact. Many people live in Jefferson County because they don't want the impacts and influences of urban areas. Most of Jefferson County should be one district, with an area of the county South of Interstate 90 remaining as part of the district that represents Madison County. The Whitehall Elementary and Whitehall High School District both include portions of Madison County. The Jefferson Valley Rural Fire District also extends into Madison County. Kids from Jefferson County participate in 4-H and the Madison County Fair in Twin Bridges. Jefferson and Madison Counties share an MSU Extension Agent. In short, Southern Jefferson County and Northern Madison County are clearly a "Community of Interest", and should remain together.

Jefferson County is located between three large urban counties, Lewis and Clark, Butte/Silver Bow, and Gallatin. It is important that we keep our own district so that we can maintain our proud identity. Please keep Jefferson County as whole as possible and allow a portion of Southern Jefferson County to remain with their "Community of Interest" in Northern Madison County.

Thank you for your consideration.

Name DUANE DORVALL

Address 275 Piedmont Rd

Whitehall, MT 59759

RECEIVED

TO THE MONTANA DISTRICTING AND APPORTIONMENT COMMISSION
P.O. BOX 201706 HELENA, MT 59620-1706
districting@mt.gov FAX 406-444-3036

APR 05 2012
Montana Legislative
Services Division

Dear Commissioners,

As a resident of Jefferson County, I am totally opposed to having Jefferson County split up for the benefit of Butte/Silver Bow County. Each of the four plans submitted by the Montana Districting and Apportionment Commission and the plan submitted by the Democrats on the Commission all put some portion of Jefferson County into Butte/Silver Bow County. This is simply unacceptable.

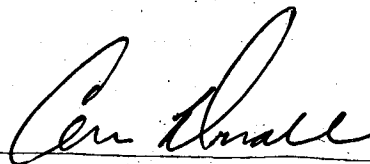
If you are going to consider the three discretionary criteria you set up at the beginning of this process, you will understand why none of these proposals make any sense.

- 1.) Following the lines of political units. Jefferson County is about 1,500 people over the ideal district size. Since our existing district is most of Jefferson County, we should start there and make every effort to keep Jefferson County as whole as possible, the remain population staying with its Community of Interest in Madison County.
- 2.) Following geographic boundaries. The Continental Divide separates Jefferson and Butte/Silver Bow Counties. That is a very distinct geographic boundary between our counties that should be respected.
- 3.) Keeping communities of interest intact. Many people live in Jefferson County because they don't want the impacts and influences of urban areas. Most of Jefferson County should be one district, with an area of the county South of Interstate 90 remaining as part of the district that represents Madison County. The Whitehall Elementary and Whitehall High School District both include portions of Madison County. The Jefferson Valley Rural Fire District also extends into Madison County. Kids from Jefferson County participate in 4-H and the Madison County Fair in Twin Bridges. Jefferson and Madison Counties share an MSU Extension Agent. In short, Southern Jefferson County and Northern Madison County are clearly a "Community of Interest", and should remain together.

Jefferson County is located between three large urban counties, Lewis and Clark, Butte/Silver Bow, and Gallatin. It is important that we keep our own district so that we can maintain our proud identity. Please keep Jefferson County as whole as possible and allow a portion of Southern Jefferson County to remain with their "Community of Interest" in Northern Madison County.

Thank you for your consideration.

Name GERI DORVALL



Address 275 Piedmont Rd Whitehall, MT 59759

RECEIVED

TO THE MONTANA DISTRICTING AND APPORTIONMENT COMMISSION APR 05 2012
P.O. BOX 201706 HELENA, MT 59620-1706
districting@mt.gov FAX 406-444-3036

Montana Legislative
Services Division

Dear Commissioners,

As a resident of Jefferson County, I am totally opposed to having Jefferson County split up for the benefit of Butte/Silver Bow County. Each of the four plans submitted by the Montana Districting and Apportionment Commission and the plan submitted by the Democrats on the Commission all put some portion of Jefferson County into Butte/Silver Bow County. This is simply unacceptable.

If you are going to consider the three discretionary criteria you set up at the beginning of this process, you will understand why none of these proposals make any sense.

- 1.) Following the lines of political units. Jefferson County is about 1,500 people over the ideal district size. Since our existing district is most of Jefferson County, we should start there and make every effort to keep Jefferson County as whole as possible, the remain population staying with its Community of Interest in Madison County.
- 2.) Following geographic boundaries. The Continental Divide separates Jefferson and Butte/Silver Bow Counties. That is a very distinct geographic boundary between our counties that should be respected.
- 3.) Keeping communities of interest intact. Many people live in Jefferson County because they don't want the impacts and influences of urban areas. Most of Jefferson County should be one district, with an area of the county South of Interstate 90 remaining as part of the district that represents Madison County. The Whitehall Elementary and Whitehall High School District both include portions of Madison County. The Jefferson Valley Rural Fire District also extends into Madison County. Kids from Jefferson County participate in 4-H and the Madison County Fair in Twin Bridges. Jefferson and Madison Counties share an MSU Extension Agent. In short, Southern Jefferson County and Northern Madison County are clearly a "Community of Interest", and should remain together.

Jefferson County is located between three large urban counties, Lewis and Clark, Butte/Silver Bow, and Gallatin. It is important that we keep our own district so that we can maintain our proud identity. Please keep Jefferson County as whole as possible and allow a portion of Southern Jefferson County to remain with their "Community of Interest" in Northern Madison County.

Thank you for your consideration.

Name

LEE KING

Address

S SWEETGRASS COUNCIL

RECEIVED

TO THE MONTANA DISTRICTING AND APPORTIONMENT COMMISSION
P.O. BOX 201706 HELENA, MT 59620-1706
districting@mt.gov FAX 406-444-3036

APR 05 2019
Montana Legislative
Services Division

Dear Commissioners,

As a resident of Jefferson County, I am totally opposed to having Jefferson County split up for the benefit of Butte/Silver Bow County. Each of the four plans submitted by the Montana Districting and Apportionment Commission and the plan submitted by the Democrats on the Commission all put some portion of Jefferson County into Butte/Silver Bow County. This is simply unacceptable.

If you are going to consider the three discretionary criteria you set up at the beginning of this process, you will understand why none of these proposals make any sense.

- 1.) Following the lines of political units. Jefferson County is about 1,500 people over the ideal district size. Since our existing district is most of Jefferson County, we should start there and make every effort to keep Jefferson County as whole as possible, the remain population staying with its Community of Interest in Madison County .
- 2.) Following geographic boundaries. The Continental Divide separates Jefferson and Butte/Silver Bow Counties. That is a very distinct geographic boundary between our counties that should be respected.
- 3.) Keeping communities of interest intact. Many people live in Jefferson County because they don't want the impacts and influences of urban areas. Most of Jefferson County should be one district, with an area of the county South of Interstate 90 remaining as part of the district that represents Madison County. The Whitehall Elementary and Whitehall High School District both include portions of Madison County. The Jefferson Valley Rural Fire District also extends into Madison County. Kids from Jefferson County participate in 4-H and the Madison County Fair in Twin Bridges. Jefferson and Madison Counties share an MSU Extension Agent. In short, Southern Jefferson County and Northern Madison County are clearly a "Community of Interest", and should remain together.

Jefferson County is located between three large urban counties, Lewis and Clark, Butte/Silver Bow, and Gallatin. It is important that we keep our own district so that we can maintain our proud identity. Please keep Jefferson County as whole as possible and allow a portion of Southern Jefferson County to remain with their "Community of Interest" in Northern Madison County.

Thank you for your consideration.

Name LORI SCHLAUCH
Address S SWEET GRASS CANYON

RECEIVED

APR 05 2002

TO THE MONTANA DISTRICTING AND APPORTIONMENT COMMISSION
P.O. BOX 201706 HELENA, MT 59620-1706
districting@mt.gov FAX 406-444-3036

Montana Legislative
Services Division

Dear Commissioners,

As a resident of Jefferson County, I am totally opposed to having Jefferson County split up for the benefit of Butte/Silver Bow County. Each of the four plans submitted by the Montana Districting and Apportionment Commission and the plan submitted by the Democrats on the Commission all put some portion of Jefferson County into Butte/Silver Bow County. This is simply unacceptable.

If you are going to consider the three discretionary criteria you set up at the beginning of this process, you will understand why none of these proposals make any sense.

- 1.) Following the lines of political units. Jefferson County is about 1,500 people over the ideal district size. Since our existing district is most of Jefferson County, we should start there and make every effort to keep Jefferson County as whole as possible, the remain population staying with its Community of Interest in Madison County .
- 2.) Following geographic boundaries. The Continental Divide separates Jefferson and Butte/Silver Bow Counties. That is a very distinct geographic boundary between our counties that should be respected.
- 3.) Keeping communities of interest intact. Many people live in Jefferson County because they don't want the impacts and influences of urban areas. Most of Jefferson County should be one district, with an area of the county South of Interstate 90 remaining as part of the district that represents Madison County. The Whitehall Elementary and Whitehall High School District both include portions of Madison County. The Jefferson Valley Rural Fire District also extends into Madison County. Kids from Jefferson County participate in 4-H and the Madison County Fair in Twin Bridges. Jefferson and Madison Counties share an MSU Extension Agent. In short, Southern Jefferson County and Northern Madison County are clearly a "Community of Interest", and should remain together.

Jefferson County is located between three large urban counties, Lewis and Clark, Butte/Silver Bow, and Gallatin. It is important that we keep our own district so that we can maintain our proud identity. Please keep Jefferson County as whole as possible and allow a portion of Southern Jefferson County to remain with their "Community of Interest" in Northern Madison County.

Thank you for your consideration.

Name

Lyle W. Dammge

Address

81 Yellowstone Trail Whitehall, MT 59759

RECEIVED

APR 0 1 2007

Montana Legislative
Services Division

TO THE MONTANA DISTRICTING AND APPORTIONMENT COMMISSION
PO Box 201706
Helena, MT 59620-1706

districting@mt.gov

FAX: 406-444-3036

Dear Commissioners,

As a resident of Jefferson County, I am totally opposed to having Jefferson County split up for the benefit of Butte/Silver Bow County. Each of the four plans submitted by the Montana Districting and Apportionment Commission and the plan submitted by the Democrats on the Commission all put some portion of Jefferson County into Butte/Silver Bow County. This is simply unacceptable.

If you are going to consider the three discretionary criteria you set up at the beginning of this process, you will understand why none of these proposals make any sense.

- 1.) Following the lines of political units. Jefferson County is about 1,500 people over the ideal district size. Since our existing district is most of Jefferson County, we should start there and make every effort to keep Jefferson County as whole as possible, the remaining population staying with its "Community of Interest" in Madison County.
- 2.) Following geographic boundaries. The Continental Divide separates Jefferson and Butte/Silver Bow Counties. That is a very distinct geographic boundary between our counties that should be respected.
- 3.) Keeping communities of interest intact. Many people live in Jefferson County because they don't want the impacts and influences of urban areas. Most of Jefferson County should be one district, with an area of the county South of Interstate 90 remaining as part of the district that represents Madison County. The Whitehall Elementary and Whitehall High School District both include portions of Madison County. The Jefferson Valley Rural Fire District also extends into Madison County. Kids from Jefferson County participate in 4-H and the Madison County Fair in Twin Bridges. Jefferson and Madison Counties share an MSU Extension Agent. In short, Southern Jefferson County and Northern Madison County are clearly a "Community of Interest", and should remain together.

Jefferson County is located between three large, urban counties, Lewis and Clark, Butte/Silver Bow, and Gallatin. It is important that we keep our own district so that we can maintain our proud identity. Please keep Jefferson County as whole as possible and allow a portion of Southern Jefferson County to remain with their "Community of Interest" in Northern Madison County.

I support the Jefferson County Proposed Legislative District Map.

Thank you for your consideration.

Name Barbara A. Fries

Address PO Box 287, 55 Skyline Dr.
Whitehall, MT
59759

TO THE MONTANA DISTRICTING AND APPORTIONMENT COMMISSION
PO Box 201706
Helena, MT 59620-1706

RECEIVED

APR 05 2002

Montana Legislative
Services Division

districting@mt.gov

FAX: 406-444-3036

Dear Commissioners,

As a resident of Jefferson County, I am totally opposed to having Jefferson County split up for the benefit of Butte/Silver Bow County. Each of the four plans submitted by the Montana Districting and Apportionment Commission and the plan submitted by the Democrats on the Commission all put some portion of Jefferson County into Butte/Silver Bow County. This is simply unacceptable.

If you are going to consider the three discretionary criteria you set up at the beginning of this process, you will understand why none of these proposals make any sense.

- 1.) Following the lines of political units. Jefferson County is about 1,500 people over the ideal district size. Since our existing district is most of Jefferson County, we should start there and make every effort to keep Jefferson County as whole as possible, the remaining population staying with its "Community of Interest" in Madison County.
- 2.) Following geographic boundaries. The Continental Divide separates Jefferson and Butte/Silver Bow Counties. That is a very distinct geographic boundary between our counties that should be respected.
- 3.) Keeping communities of interest intact. Many people live in Jefferson County because they don't want the impacts and influences of urban areas. Most of Jefferson County should be one district, with an area of the county South of Interstate 90 remaining as part of the district that represents Madison County. The Whitehall Elementary and Whitehall High School District both include portions of Madison County. The Jefferson Valley Rural Fire District also extends into Madison County. Kids from Jefferson County participate in 4-H and the Madison County Fair in Twin Bridges. Jefferson and Madison Counties share an MSU Extension Agent. In short, Southern Jefferson County and Northern Madison County are clearly a "Community of Interest", and should remain together.

Jefferson County is located between three large, urban counties, Lewis and Clark, Butte/Silver Bow, and Gallatin. It is important that we keep our own district so that we can maintain our proud identity. Please keep Jefferson County as whole as possible and allow a portion of Southern Jefferson County to remain with their "Community of Interest" in Northern Madison County.

I support the Jefferson County Proposed Legislative District Map.

Thank you for your consideration.

Name

Mark A. Hies

Address

PO Box 287, 55 Skyline Drive,
Whitehall, MT 59759

RECEIVED

TO THE MONTANA DISTRICTING AND APPORTIONMENT COMMISSION
P.O. BOX 201706 HELENA, MT 59620-1706
districting@mt.gov FAX 406-444-3036

APR 05 2012
Montana Legislative
Services Division

Dear Commissioners,

As a resident of Jefferson County, I am totally opposed to having Jefferson County split up for the benefit of Butte/Silver Bow County. Each of the four plans submitted by the Montana Districting and Apportionment Commission and the plan submitted by the Democrats on the Commission all put some portion of Jefferson County into Butte/Silver Bow County. This is simply unacceptable.

If you are going to consider the three discretionary criteria you set up at the beginning of this process, you will understand why none of these proposals make any sense.

- 1.) Following the lines of political units. Jefferson County is about 1,500 people over the ideal district size. Since our existing district is most of Jefferson County, we should start there and make every effort to keep Jefferson County as whole as possible, the remain population staying with its Community of Interest in Madison County .
- 2.) Following geographic boundaries. The Continental Divide separates Jefferson and Butte/Silver Bow Counties. That is a very distinct geographic boundary between our counties that should be respected.
- 3.) Keeping communities of interest intact. Many people live in Jefferson County because they don't want the impacts and influences of urban areas. Most of Jefferson County should be one district, with an area of the county South of Interstate 90 remaining as part of the district that represents Madison County. The Whitehall Elementary and Whitehall High School District both include portions of Madison County. The Jefferson Valley Rural Fire District also extends into Madison County. Kids from Jefferson County participate in 4-H and the Madison County Fair in Twin Bridges. Jefferson and Madison Counties share an MSU Extension Agent. In short, Southern Jefferson County and Northern Madison County are clearly a "Community of Interest", and should remain together.

Jefferson County is located between three large urban counties, Lewis and Clark, Butte/Silver Bow, and Gallatin. It is important that we keep our own district so that we can maintain our proud identity. Please keep Jefferson County as whole as possible and allow a portion of Southern Jefferson County to remain with their "Community of Interest" in Northern Madison County.

Thank you for your consideration.

Name

Patricia I. Barringer

Address

81 Yellowstone TRL, Whitehall, MT 59759

TO THE MONTANA DISTRICTING AND APPORTIONMENT COMMISSION
 P O BOX 201706 HELENA, MT 59620-1706
distrcing@mt.gov FAX 406-444-3036

Dear Commissioners,

As a resident of Jefferson County, I am totally opposed to having Jefferson County split up for the benefit of Butte/Silver Bow County. Each of the four plans submitted by the Montana Districting and Apportionment Commission and the plan submitted by the Democrats on the Commission all put some portion of Jefferson County into Butte/Silver Bow County. This is simply unacceptable.

If you are going to consider the three discretionary criteria you set up at the beginning of this process, you will understand why none of these proposals make any sense.

1. Following the lines of political units. Jefferson County is about 1,500 people over the ideal district size. Since our existing district is most of Jefferson County, we should start there and make every effort to keep Jefferson County as whole as possible, the remain population staying with its Community of Interest in Madison County.
2. Following geographic boundaries. The Continental Divide separates Jefferson and Butte/Silver Bow Counties. That is a very distinct geographic boundary between our counties that should be respected.
3. Keeping communities of interest intact. Many people live in Jefferson County because they don't want the impacts and influences of urban areas. Most of Jefferson County should be one district, with an area of the county South of Interstate 90 remaining as part of the district that represents Madison County. The Whitehall Elementary and Whitehall High School District both include portions of Madison County. The Jefferson Valley Rural Fire District also extends into Madison County. Kids from Jefferson County participate in 4-H and the Madison County Fair in Twin Bridges. Jefferson and Madison Counties share an MSU Extension Agent. In short, Southern Jefferson County and Northern Madison County are clearly a "Community of Interest", and should remain together.

Jefferson County is located between three large urban counties, Lewis and Clark, Butte/Silver Bow, and Gallatin. It is important that we keep our own district so that we can maintain our proud identity. Please keep Jefferson County as whole as possible and allow a portion of Southern Jefferson County to remain with their "Community of Interest" in Northern Madison County.

Thank you for your consideration.

sincerely,

Daniel M. Risher

TO THE MONTANA DISTRICTING AND APPORTIONMENT COMMISSION
 P.O. BOX 201706 HELENA, MT 59620-1706
districting@mt.gov FAX 406-444-3036

Dear Commissioners,

As a resident of Jefferson County, I am totally opposed to having Jefferson County split up for the benefit of Butte/Silver Bow County. Each of the four plans submitted by the Montana Districting and Apportionment Commission and the plan submitted by the Democrats on the Commission all put some portion of Jefferson County into Butte/Silver Bow County. This is simply unacceptable.

If you are going to consider the three discretionary criteria you set up at the beginning of this process, you will understand why none of these proposals make any sense.

- 1.) Following the lines of political units. Jefferson County is about 1,500 people over the ideal district size. Since our existing district is most of Jefferson County, we should start there and make every effort to keep Jefferson County as whole as possible, the remain population staying with its Community of Interest in Madison County.
- 2.) Following geographic boundaries. The Continental Divide separates Jefferson and Butte/Silver Bow Counties. That is a very distinct geographic boundary between our counties that should be respected.
- 3.) Keeping communities of interest intact. Many people live in Jefferson County because they don't want the impacts and influences of urban areas. Most of Jefferson County should be one district, with an area of the county South of Interstate 90 remaining as part of the district that represents Madison County. The Whitehall Elementary and Whitehall High School District both include portions of Madison County. The Jefferson Valley Rural Fire District also extends into Madison County. Kids from Jefferson County participate in 4-H and the Madison County Fair in Twin Bridges. Jefferson and Madison Counties share an MSU Extension Agent. In short, Southern Jefferson County and Northern Madison County are clearly a "Community of Interest", and should remain together.

Jefferson County is located between three large urban counties, Lewis and Clark, Butte/Silver Bow, and Gallatin. It is important that we keep our own district so that we can maintain our proud identity. Please keep Jefferson County as whole as possible and allow a portion of Southern Jefferson County to remain with their "Community of Interest" in Northern Madison County.

Thank you for your consideration.

Name Les Nelson

Address 32 Mountain Chief RD

Dear Commissioners,

As a resident of Jefferson County, I am totally opposed to having Jefferson County split up for the benefit of Butte/Silver Bow County. Each of the four plans submitted by the Montana

Districting and Apportionment Commission and the plan submitted by the Democrats on the Commission all put some portion of Jefferson County into Butte/Silver Bow County. This is simply unacceptable.

If you are going to consider the three discretionary criteria you set up at the beginning of this process, you will understand why none of these proposals make any sense.

- 1.) Following the lines of political units. Jefferson County is about 1,500 people over the ideal district size. Since our existing district is most of Jefferson County, we should start there and make every effort to keep Jefferson County as whole as possible, the remain population staying with its Community of Interest in Madison County .
- 2.) Following geographic boundaries. The Continental Divide separates Jefferson and Butte/Silver Bow Counties. That is a very distinct geographic boundary between our counties that should be respected.
- 3.) Keeping communities of interest intact. Many people live in Jefferson County because they don't want the impacts and influences of urban areas. Most of Jefferson County should be one district, with an area of the county South of Interstate 90 remaining as part of the district that represents Madison County. The Whitehall Elementary and Whitehall High School District both include portions of Madison County. The Jefferson Valley Rural Fire District also extends into Madison County. Kids from Jefferson County participate in 4-H and the Madison County Fair in Twin Bridges. Jefferson and Madison Counties share an MSU Extension Agent. In short, Southern Jefferson County and Northern Madison County are clearly a "Community of Interest", and should remain together.

Jefferson County is located between three large urban counties, Lewis and Clark, Butte/Silver Bow, and Gallatin. It is important that we keep our own district so that we can maintain our proud identity. Please keep Jefferson County as whole as possible and allow a portion of

Southern Jefferson County to remain with their Community of Interest in Northern Jefferson County.

Thank you for your consideration.

Name Nadine W. Johnson Nadine S. Johnson

Address 163 Parrot Castle Rd Whitehall, mt 59759

Dear Commissioners,

As a resident of Jefferson County, I am totally opposed to having Jefferson County split up for the benefit of Butte/Silver Bow County. Each of the four plans submitted by the Montana Districting and Apportionment Commission and the plan submitted by the Democrats on the Commission all put some portion of Jefferson County into Butte/Silver Bow County. This is simply unacceptable.

If you are going to consider the three discretionary criteria you set up at the beginning of this process, you will understand why none of these proposals make any sense.

- 1.) Following the lines of political units. Jefferson County is about 1,500 people over the ideal district size. Since our existing district is most of Jefferson County, we should start there and make every effort to keep Jefferson County as whole as possible, the remain population staying with its Community of Interest in Madison County.
- 2.) Following geographic boundaries. The Continental Divide separates Jefferson and Butte/Silver Bow Counties. That is a very distinct geographic boundary between our counties that should be respected.
- 3.) Keeping communities of interest intact. Many people live in Jefferson County because they don't want the impacts and influences of urban areas. Most of Jefferson County should be one district, with an area of the county South of Interstate 90 remaining as part of the district that represents Madison County. The Whitehall Elementary and Whitehall High School District both include portions of Madison County. The Jefferson Valley Rural Fire District also extends into Madison County. Kids from Jefferson County participate in 4-H and the Madison County Fair in Twin Bridges. Jefferson and Madison Counties share an MSU Extension Agent. In short, Southern Jefferson County and Northern Madison County are clearly a "Community of Interest", and should remain together.

Jefferson County is located between three large urban counties, Lewis and Clark, Butte/Silver Bow, and Gallatin. It is important that we keep our own district so that we can maintain our proud identity. Please keep Jefferson County as whole as possible and allow a portion of Southern Jefferson County to remain with their "Community of Interest" in Northern Madison County.

Thank you for your consideration.

Name

Bill Kaufman, William T. Kaufman Jr.

3-28-12

RECEIVED

APR 03 2012

Montana Legislative
Services Division

TO THE MONTANA DISTRICTING AND APPORTIONMENT COMMISSION
PO Box 201706
Helena, MT 59620-1706

districting@mt.gov

FAX: 406-444-3036

Dear Commissioners,

As a resident of Jefferson County, I am totally opposed to having Jefferson County split up for the benefit of Butte/Silver Bow County. Each of the four plans submitted by the Montana Districting and Apportionment Commission and the plan submitted by the Democrats on the Commission all put some portion of Jefferson County into Butte/Silver Bow County. This is simply unacceptable.

If you are going to consider the three discretionary criteria you set up at the beginning of this process, you will understand why none of these proposals make any sense.

- 1.) Following the lines of political units. Jefferson County is about 1,500 people over the ideal district size. Since our existing district is most of Jefferson County, we should start there and make every effort to keep Jefferson County as whole as possible, the remaining population staying with its "Community of Interest" in Madison County.
- 2.) Following geographic boundaries. The Continental Divide separates Jefferson and Butte/Silver Bow Counties. That is a very distinct geographic boundary between our counties that should be respected.
- 3.) Keeping communities of interest intact. Many people live in Jefferson County because they don't want the impacts and influences of urban areas. Most of Jefferson County should be one district, with an area of the county South of Interstate 90 remaining as part of the district that represents Madison County. The Whitehall Elementary and Whitehall High School District both include portions of Madison County. The Jefferson Valley Rural Fire District also extends into Madison County. Kids from Jefferson County participate in 4-H and the Madison County Fair in Twin Bridges. Jefferson and Madison Counties share an MSU Extension Agent. In short, Southern Jefferson County and Northern Madison County are clearly a "Community of Interest", and should remain together.

Jefferson County is located between three large, urban counties, Lewis and Clark, Butte/Silver Bow, and Gallatin. It is important that we keep our own district so that we can maintain our proud identity. Please keep Jefferson County as whole as possible and allow a portion of Southern Jefferson County to remain with their "Community of Interest" in Northern Madison County.

Thank you for your consideration.

Name Esther Bieber

Address Box 917 Whitehall mt

TO THE MONTANA DISTRICTING AND APPORTIONMENT COMMISSION
P.O. BOX 201706 HELENA, MT 59620-1706
districting@mt.gov FAX 406-444-3036

Dear Commissioners,

As a resident of Jefferson County, I am totally opposed to having Jefferson County split up for the benefit of Butte/Silver Bow County. Each of the four plans submitted by the Montana Districting and Apportionment Commission and the plan submitted by the Democrats on the Commission all put some portion of Jefferson County into Butte/Silver Bow County. This is simply unacceptable.

If you are going to consider the three discretionary criteria you set up at the beginning of this process, you will understand why none of these proposals make any sense.

- 1.) Following the lines of political units. Jefferson County is about 1,500 people over the ideal district size. Since our existing district is most of Jefferson County, we should start there and make every effort to keep Jefferson County as whole as possible, the remain population staying with its Community of Interest in Madison County.
- 2.) Following geographic boundaries. The Continental Divide separates Jefferson and Butte/Silver Bow Counties. That is a very distinct geographic boundary between our counties that should be respected.
- 3.) Keeping communities of interest intact. Many people live in Jefferson County because they don't want the impacts and influences of urban areas. Most of Jefferson County should be one district, with an area of the county South of Interstate 90 remaining as part of the district that represents Madison County. The Whitehall Elementary and Whitehall High School District both include portions of Madison County. The Jefferson Valley Rural Fire District also extends into Madison County. Kids from Jefferson County participate in 4-H and the Madison County Fair in Twin Bridges. Jefferson and Madison Counties share an MSU Extension Agent. In short, Southern Jefferson County and Northern Madison County are clearly a "Community of Interest", and should remain together.

Jefferson County is located between three large urban counties, Lewis and Clark, Butte/Silver Bow, and Gallatin. It is important that we keep our own district so that we can maintain our proud identity. Please keep Jefferson County as whole as possible and allow a portion of Southern Jefferson County to remain with their "Community of Interest" in Northern Madison County.

Thank you for your consideration.

Name James Miller
Address 17111 Road Whitehall MT 59759

RECEIVED

TO THE MONTANA DISTRICTING AND APPORTIONMENT COMMISSION
P.O. BOX 201706 HELENA, MT 59620-1706
districting@mt.gov FAX 406-444-3036

APR 03 2012

Montana Legislative
Services Division

Dear Commissioners,

As a resident of Jefferson County, I am totally opposed to having Jefferson County split up for the benefit of Butte/Silver Bow County. Each of the four plans submitted by the Montana Districting and Apportionment Commission and the plan submitted by the Democrats on the Commission all put some portion of Jefferson County into Butte/Silver Bow County. This is simply unacceptable.

If you are going to consider the three discretionary criteria you set up at the beginning of this process, you will understand why none of these proposals make any sense.

- 1.) Following the lines of political units. Jefferson County is about 1,500 people over the ideal district size. Since our existing district is most of Jefferson County, we should start there and make every effort to keep Jefferson County as whole as possible, the remain population staying with its Community of Interest in Madison County.
- 2.) Following geographic boundaries. The Continental Divide separates Jefferson and Butte/Silver Bow Counties. That is a very distinct geographic boundary between our counties that should be respected.
- 3.) Keeping communities of interest intact. Many people live in Jefferson County because they don't want the impacts and influences of urban areas. Most of Jefferson County should be one district, with an area of the county South of Interstate 90 remaining as part of the district that represents Madison County. The Whitehall Elementary and Whitehall High School District both include portions of Madison County. The Jefferson Valley Rural Fire District also extends into Madison County. Kids from Jefferson County participate in 4-H and the Madison County Fair in Twin Bridges. Jefferson and Madison Counties share an MSU Extension Agent. In short, Southern Jefferson County and Northern Madison County are clearly a "Community of Interest", and should remain together.

Jefferson County is located between three large urban counties, Lewis and Clark, Butte/Silver Bow, and Gallatin. It is important that we keep our own district so that we can maintain our proud identity. Please keep Jefferson County as whole as possible and allow a portion of Southern Jefferson County to remain with their "Community of Interest" in Northern Madison County.

Thank you for your consideration.

Name

Tom M Rice

Address

P.O. Box 331 Whitehall MT 59759

RECEIVED

TO THE MONTANA DISTRICTING AND APPORTIONMENT COMMISSION

P.O. BOX 201706 HELENA, MT 59620-1706

districting@mt.gov FAX 406-444-3036

APR 03 2012

Montana Legislative
Services Division

Dear Commissioners,

As a resident of Jefferson County, I am totally opposed to having Jefferson County split up for the benefit of Butte/Silver Bow County. Each of the four plans submitted by the Montana Districting and Apportionment Commission and the plan submitted by the Democrats on the Commission all put some portion of Jefferson County into Butte/Silver Bow County. This is simply unacceptable.

If you are going to consider the three discretionary criteria you set up at the beginning of this process, you will understand why none of these proposals make any sense.

- 1.) Following the lines of political units. Jefferson County is about 1,500 people over the ideal district size. Since our existing district is most of Jefferson County, we should start there and make every effort to keep Jefferson County as whole as possible, the remain population-staying with its Community of Interest in Madison County.
- 2.) Following geographic boundaries. The Continental Divide separates Jefferson and Butte/Silver Bow Counties. That is a very distinct geographic boundary between our counties that should be respected.
- 3.) Keeping communities of interest intact. Many people live in Jefferson County because they don't want the impacts and influences of urban areas. Most of Jefferson County should be one district, with an area of the county South of Interstate 90 remaining as part of the district that represents Madison County. The Whitehall Elementary and Whitehall High School District both include portions of Madison County. The Jefferson Valley Rural Fire District also extends into Madison County. Kids from Jefferson County participate in 4-H and the Madison County Fair in Twin Bridges. Jefferson and Madison Counties share an MSU Extension Agent. In short, Southern Jefferson County and Northern Madison County are clearly a "Community of Interest", and should remain together.

Jefferson County is located between three large urban counties, Lewis and Clark, Butte/Silver Bow, and Gallatin. It is important that we keep our own district so that we can maintain our proud identity. Please keep Jefferson County as whole as possible and allow a portion of Southern Jefferson County to remain with their "Community of Interest" in Northern Madison County.

Thank you for your consideration.

Name

Sherry L. Rice

Address

44 S. Centurion Way
Whitehall MT 59759

RECEIVED

TO THE MONTANA DISTRICTING AND APPORTIONMENT COMMISSION
P.O. BOX 201706 HELENA, MT 59620-1706
districting@mt.gov FAX 406-444-3036

APR 03 2012

Montana Legislative
Services Division

Dear Commissioners,

As a resident of Jefferson County, I am totally opposed to having Jefferson County split up for the benefit of Butte/Silver Bow County. Each of the four plans submitted by the Montana Districting and Apportionment Commission and the plan submitted by the Democrats on the Commission all put some portion of Jefferson County into Butte/Silver Bow County. This is simply unacceptable.

If you are going to consider the three discretionary criteria you set up at the beginning of this process, you will understand why none of these proposals make any sense.

- 1.) Following the lines of political units. Jefferson County is about 1,500 people over the ideal district size. Since our existing district is most of Jefferson County, we should start there and make every effort to keep Jefferson County as whole as possible, the remain population-staying with its Community of Interest in Madison County.
- 2.) Following geographic boundaries. The Continental Divide separates Jefferson and Butte/Silver Bow Counties. That is a very distinct geographic boundary between our counties that should be respected.
- 3.) Keeping communities of interest intact. Many people live in Jefferson County because they don't want the impacts and influences of urban areas. Most of Jefferson County should be one district, with an area of the county South of Interstate 90 remaining as part of the district that represents Madison County. The Whitehall Elementary and Whitehall High School District both include portions of Madison County. The Jefferson Valley Rural Fire District also extends into Madison County. Kids from Jefferson County participate in 4-H and the Madison County Fair in Twin Bridges. Jefferson and Madison Counties share an MSU Extension Agent. In short, Southern Jefferson County and Northern Madison County are clearly a "Community of Interest", and should remain together.

Jefferson County is located between three large urban counties, Lewis and Clark, Butte/Silver Bow, and Gallatin. It is important that we keep our own district so that we can maintain our proud identity. Please keep Jefferson County as whole as possible and allow a portion of Southern Jefferson County to remain with their "Community of Interest" in Northern Madison County.

Thank you for your consideration.

Name [Signature]

Address 445 Centerville Way
Whitehall MT 59759

RECEIVED

TO THE MONTANA DISTRICTING AND APPORTIONMENT COMMISSION

P.O. BOX 201706 HELENA, MT 59620-1706

districting@mt.gov FAX 406-444-3036

APR 03 2012

Montana Legislative
Services Division

Dear Commissioners,

As a resident of Jefferson County, I am totally opposed to having Jefferson County split up for the benefit of Butte/Silver Bow County. Each of the four plans submitted by the Montana Districting and Apportionment Commission and the plan submitted by the Democrats on the Commission all put some portion of Jefferson County into Butte/Silver Bow County. This is simply unacceptable.

If you are going to consider the three discretionary criteria you set up at the beginning of this process, you will understand why none of these proposals make any sense.

- 1.) Following the lines of political units. Jefferson County is about 1,500 people over the ideal district size. Since our existing district is most of Jefferson County, we should start there and make every effort to keep Jefferson County as whole as possible, the remain population staying with its Community of Interest in Madison County .
- 2.) Following geographic boundaries. The Continental Divide separates Jefferson and Butte/Silver Bow Counties. That is a very distinct geographic boundary between our counties that should be respected.
- 3.) Keeping communities of interest intact. Many people live in Jefferson County because they don't want the impacts and influences of urban areas. Most of Jefferson County should be one district, with an area of the county South of Interstate 90 remaining as part of the district that represents Madison County. The Whitehall Elementary and Whitehall High School District both include portions of Madison County. The Jefferson Valley Rural Fire District also extends into Madison County. Kids from Jefferson County participate in 4-H and the Madison County Fair in Twin Bridges. Jefferson and Madison Counties share an MSU Extension Agent. In short, Southern Jefferson County and Northern Madison County are clearly a "Community of Interest", and should remain together.

Jefferson County is located between three large urban counties, Lewis and Clark, Butte/Silver Bow, and Gallatin. It is important that we keep our own district so that we can maintain our proud identity. Please keep Jefferson County as whole as possible and allow a portion of Southern Jefferson County to remain with their "Community of Interest" in Northern Madison County.

Thank you for your consideration.

Name Linda Hungerford

Address 822 Hwy 2 W Whitehall

RECEIVED

TO THE MONTANA DISTRICTING AND APPORTIONMENT COMMISSION APR 03 2012
P.O. BOX 201706 HELENA, MT 59620-1706
districting@mt.gov FAX 406-444-3036

Montana Legislative
Services Division

Dear Commissioners,

As a resident of Jefferson County, I am totally opposed to having Jefferson County split up for the benefit of Butte/Silver Bow County. Each of the four plans submitted by the Montana Districting and Apportionment Commission and the plan submitted by the Democrats on the Commission all put some portion of Jefferson County into Butte/Silver Bow County. This is simply unacceptable.

If you are going to consider the three discretionary criteria you set up at the beginning of this process, you will understand why none of these proposals make any sense.

- 1.) Following the lines of political units. Jefferson County is about 1,500 people over the ideal district size. Since our existing district is most of Jefferson County, we should start there and make every effort to keep Jefferson County as whole as possible, the remain population staying with its Community of Interest in Madison County .
- 2.) Following geographic boundaries. The Continental Divide separates Jefferson and Butte/Silver Bow Counties. That is a very distinct geographic boundary between our counties that should be respected.
- 3.) Keeping communities of interest intact. Many people live in Jefferson County because they don't want the impacts and influences of urban areas. Most of Jefferson County should be one district, with an area of the county South of Interstate 90 remaining as part of the district that represents Madison County. The Whitehall Elementary and Whitehall High School District both include portions of Madison County. The Jefferson Valley Rural Fire District also extends into Madison County. Kids from Jefferson County participate in 4-H and the Madison County Fair in Twin Bridges. Jefferson and Madison Counties share an MSU Extension Agent. In short, Southern Jefferson County and Northern Madison County are clearly a "Community of Interest", and should remain together.

Jefferson County is located between three large urban counties, Lewis and Clark, Butte/Silver Bow, and Gallatin. It is important that we keep our own district so that we can maintain our proud identity. Please keep Jefferson County as whole as possible and allow a portion of Southern Jefferson County to remain with their "Community of Interest" in Northern Madison County.

Thank you for your consideration.

Name Kami Kaunz Naves

Address 12 Ranch Land Rd, Whitehall, MT 59759

TO THE MONTANA DISTRICTING AND APPORTIONMENT COMMISSION
P.O. BOX 201706 HELENA, MT 59620-1706
districting@mt.gov FAX 406-444-3036

Dear Commissioners,

As a resident of Jefferson County, I am totally opposed to having Jefferson County split up for the benefit of Butte/Silver Bow County. Each of the four plans submitted by the Montana Districting and Apportionment Commission and the plan submitted by the Democrats on the Commission all put some portion of Jefferson County into Butte/Silver Bow County. This is simply unacceptable.

If you are going to consider the three discretionary criteria you set up at the beginning of this process, you will understand why none of these proposals make any sense.

- 1.) Following the lines of political units. Jefferson County is about 1,500 people over the ideal district size. Since our existing district is most of Jefferson County, we should start there and make every effort to keep Jefferson County as whole as possible, the remain population staying with its Community of Interest in Madison County .
- 2.) Following geographic boundaries. The Continental Divide separates Jefferson and Butte/Silver Bow Counties. That is a very distinct geographic boundary between our counties that should be respected.
- 3.) Keeping communities of interest intact. Many people live in Jefferson County because they don't want the impacts and influences of urban areas. Most of Jefferson County should be one district, with an area of the county South of Interstate 90 remaining as part of the district that represents Madison County. The Whitehall Elementary and Whitehall High School District both include portions of Madison County. The Jefferson Valley Rural Fire District also extends into Madison County. Kids from Jefferson County participate in 4-H and the Madison County Fair in Twin Bridges. Jefferson and Madison Counties share an MSU Extension Agent. In short, Southern Jefferson County and Northern Madison County are clearly a "Community of Interest", and should remain together.

Jefferson County is located between three large urban counties, Lewis and Clark, Butte/Silver Bow, and Gallatin. It is important that we keep our own district so that we can maintain our proud identity. Please keep Jefferson County as whole as possible and allow a portion of Southern Jefferson County to remain with their "Community of Interest" in Northern Madison County.

Thank you for your consideration.

Name

Rino A. Noyes

Address

12 Ranch Land Rd
Whitehall MT 59759

RECEIVED

APR 03 2007

Montana Legislative
Services Division

TO THE MONTANA DISTRICTING AND APPORTIONMENT COMMISSION
P.O. BOX 201706 HELENA, MT 59620-1706
districting@mt.gov FAX 406-444-3036

APR 03 2012
Montana Legislative
Services Division

Dear Commissioners,

As a resident of Jefferson County, I am totally opposed to having Jefferson County split up for the benefit of Butte/Silver Bow County. Each of the four plans submitted by the Montana Districting and Apportionment Commission and the plan submitted by the Democrats on the Commission all put some portion of Jefferson County into Butte/Silver Bow County. This is simply unacceptable.

If you are going to consider the three discretionary criteria you set up at the beginning of this process, you will understand why none of these proposals make any sense.

- 1.) Following the lines of political units. Jefferson County is about 1,500 people over the ideal district size. Since our existing district is most of Jefferson County, we should start there and make every effort to keep Jefferson County as whole as possible, the remain population staying with its Community of Interest in Madison County .
- 2.) Following geographic boundaries. The Continental Divide separates Jefferson and Butte/Silver Bow Counties. That is a very distinct geographic boundary between our counties that should be respected.
- 3.) Keeping communities of interest intact. Many people live in Jefferson County because they don't want the impacts and influences of urban areas. Most of Jefferson County should be one district, with an area of the county South of Interstate 90 remaining as part of the district that represents Madison County. The Whitehall Elementary and Whitehall High School District both include portions of Madison County. The Jefferson Valley Rural Fire District also extends into Madison County. Kids from Jefferson County participate in 4-H and the Madison County Fair in Twin Bridges. Jefferson and Madison Counties share an MSU Extension Agent. In short, Southern Jefferson County and Northern Madison County are clearly a "Community of Interest", and should remain together.

Jefferson County is located between three large urban counties, Lewis and Clark, Butte/Silver Bow, and Gallatin. It is important that we keep our own district so that we can maintain our proud identity. Please keep Jefferson County as whole as possible and allow a portion of Southern Jefferson County to remain with their "Community of Interest" in Northern Madison County.

Thank you for your consideration.

Name James E. Cashman JAMES E. CASHMAN
Address 31 Martinez Gulch Rd. Montana City, MT. 59634

TO THE MONTANA DISTRICTING AND APPORTIONMENT COMMISSION
PO Box 201706
Helena, MT 59620-1706

districting@mt.gov

FAX: 406-444-3036

Dear Commissioners,

As a resident of Jefferson County, I am totally opposed to having Jefferson County split up for the benefit of Butte/Silver Bow County. Each of the four plans submitted by the Montana Districting and Apportionment Commission and the plan submitted by the Democrats on the Commission all put some portion of Jefferson County into Butte/Silver Bow County. This is simply unacceptable.

If you are going to consider the three discretionary criteria you set up at the beginning of this process, you will understand why none of these proposals make any sense.

- 1.) Following the lines of political units. Jefferson County is about 1,500 people over the ideal district size. Since our existing district is most of Jefferson County, we should start there and make every effort to keep Jefferson County as whole as possible, the remaining population staying with its "Community of Interest" in Madison County.
- 2.) Following geographic boundaries. The Continental Divide separates Jefferson and Butte/Silver Bow Counties. That is a very distinct geographic boundary between our counties that should be respected.
- 3.) Keeping communities of interest intact. Many people live in Jefferson County because they don't want the impacts and influences of urban areas. Most of Jefferson County should be one district, with an area of the county South of Interstate 90 remaining as part of the district that represents Madison County. The Whitehall Elementary and Whitehall High School District both include portions of Madison County. The Jefferson Valley Rural Fire District also extends into Madison County. Kids from Jefferson County participate in 4-H and the Madison County Fair in Twin Bridges. Jefferson and Madison Counties share an MSU Extension Agent. In short, Southern Jefferson County and Northern Madison County are clearly a "Community of Interest", and should remain together.

Jefferson County is located between three large, urban counties, Lewis and Clark, Butte/Silver Bow, and Gallatin. It is important that we keep our own district so that we can maintain our proud identity. Please keep Jefferson County as whole as possible and allow a portion of Southern Jefferson County to remain with their "Community of Interest" in Northern Madison County.

Thank you for your consideration.

Name Edith French Richard L. French

Address 403 E. Yellowstone trl - Whitehall, MT 59759

TO THE MONTANA DISTRICTING AND APPORTIONMENT COMMISSION
P.O. BOX 201706 HELENA, MT 59620-1706
districting@mt.gov FAX 406-444-3036

Dear Commissioners,

As a resident of Jefferson County, I am totally opposed to having Jefferson County split up for the benefit of Butte/Silver Bow County. Each of the four plans submitted by the Montana Districting and Apportionment Commission and the plan submitted by the Democrats on the Commission all put some portion of Jefferson County into Butte/Silver Bow County. This is simply unacceptable.

If you are going to consider the three discretionary criteria you set up at the beginning of this process, you will understand why none of these proposals make any sense.

- 1.) Following the lines of political units. Jefferson County is about 1,500 people over the ideal district size. Since our existing district is most of Jefferson County, we should start there and make every effort to keep Jefferson County as whole as possible, the remain population staying with its Community of Interest in Madison County .
- 2.) Following geographic boundaries. The Continental Divide separates Jefferson and Butte/Silver Bow Counties. That is a very distinct geographic boundary between our counties that should be respected.
- 3.) Keeping communities of interest intact. Many people live in Jefferson County because they don't want the impacts and influences of urban areas. Most of Jefferson County should be one district, with an area of the county South of Interstate 90 remaining as part of the district that represents Madison County. The Whitehall Elementary and Whitehall High School District both include portions of Madison County. The Jefferson Valley Rural Fire District also extends into Madison County. Kids from Jefferson County participate in 4-H and the Madison County Fair in Twin Bridges. Jefferson and Madison Counties share an MSU Extension Agent. In short, Southern Jefferson County and Northern Madison County are clearly a "Community of Interest", and should remain together.

Jefferson County is located between three large urban counties, Lewis and Clark, Butte/Silver Bow, and Gallatin. It is important that we keep our own district so that we can maintain our proud identity. Please keep Jefferson County as whole as possible and allow a portion of Southern Jefferson County to remain with their "Community of Interest" in Northern Madison County.

Thank you for your consideration.

Name

Gyle D Nix

Address

320 N. WASHINGTON ST.

Boulder, MT 59632-1164

TO THE MONTANA DISTRICTING AND APPORTIONMENT COMMISSION
P.O. BOX 201706 HELENA, MT 59620-1706
districting@mt.gov FAX 406-444-3036

Dear Commissioners,

As a resident of Jefferson County, I am totally opposed to having Jefferson County split up for the benefit of Butte/Silver Bow County. Each of the four plans submitted by the Montana Districting and Apportionment Commission and the plan submitted by the Democrats on the Commission all put some portion of Jefferson County into Butte/Silver Bow County. This is simply unacceptable.

If you are going to consider the three discretionary criteria you set up at the beginning of this process, you will understand why none of these proposals make any sense.

- 1.) Following the lines of political units. Jefferson County is about 1,500 people over the ideal district size. Since our existing district is most of Jefferson County, we should start there and make every effort to keep Jefferson County as whole as possible, the remain population staying with its Community of Interest in Madison County.
- 2.) Following geographic boundaries. The Continental Divide separates Jefferson and Butte/Silver Bow Counties. That is a very distinct geographic boundary between our counties that should be respected.
- 3.) Keeping communities of interest intact. Many people live in Jefferson County because they don't want the impacts and influences of urban areas. Most of Jefferson County should be one district, with an area of the county South of Interstate 90 remaining as part of the district that represents Madison County. The Whitehall Elementary and Whitehall High School District both include portions of Madison County. The Jefferson Valley Rural Fire District also extends into Madison County. Kids from Jefferson County participate in 4-H and the Madison County Fair in Twin Bridges. Jefferson and Madison Counties share an MSU Extension Agent. In short, Southern Jefferson County and Northern Madison County are clearly a "Community of Interest", and should remain together.

Jefferson County is located between three large urban counties, Lewis and Clark, Butte/Silver Bow, and Gallatin. It is important that we keep our own district so that we can maintain our proud identity. Please keep Jefferson County as whole as possible and allow a portion of Southern Jefferson County to remain with their "Community of Interest" in Northern Madison County.

Thank you for your consideration.

Name

TIM McAllister

Address

P.O. Box 684 Whitehall 59759

Butte has always been & will continue to be in direct competition with Whitehall - for residents & economic development - Putting us into the BSA political system will destroy what little political pull we've had

TO THE MONTANA DISTRICTING AND APPORTIONMENT COMMISSION
P.O. BOX 201706 HELENA, MT 59620-1706
districting@mt.gov FAX 406-444-3036

Dear Commissioners,

As a resident of Jefferson County, I am totally opposed to having Jefferson County split up for the benefit of Butte/Silver Bow County. Each of the four plans submitted by the Montana Districting and Apportionment Commission and the plan submitted by the Democrats on the Commission all put some portion of Jefferson County into Butte/Silver Bow County. This is simply unacceptable.

If you are going to consider the three discretionary criteria you set up at the beginning of this process, you will understand why none of these proposals make any sense.

- 1.) Following the lines of political units. Jefferson County is about 1,500 people over the ideal district size. Since our existing district is most of Jefferson County, we should start there and make every effort to keep Jefferson County as whole as possible, the remain population staying with its Community of Interest in Madison County .
- 2.) Following geographic boundaries. The Continental Divide separates Jefferson and Butte/Silver Bow Counties. That is a very distinct geographic boundary between our counties that should be respected.
- 3.) Keeping communities of interest intact. Many people live in Jefferson County because they don't want the impacts and influences of urban areas. Most of Jefferson County should be one district, with an area of the county South of Interstate 90 remaining as part of the district that represents Madison County. The Whitehall Elementary and Whitehall High School District both include portions of Madison County. The Jefferson Valley Rural Fire District also extends into Madison County. Kids from Jefferson County participate in 4-H and the Madison County Fair in Twin Bridges. Jefferson and Madison Counties share an MSU Extension Agent. In short, Southern Jefferson County and Northern Madison County are clearly a "Community of Interest", and should remain together.

Jefferson County is located between three large urban counties, Lewis and Clark, Butte/Silver Bow, and Gallatin. It is important that we keep our own district so that we can maintain our proud identity. Please keep Jefferson County as whole as possible and allow a portion of Southern Jefferson County to remain with their "Community of Interest" in Northern Madison County.

Thank you for your consideration.

Name

Raymond J. Robinson

Address

Box 1122 W Whitehall MT 59759

TO THE MONTANA DISTRICTING AND APPORTIONMENT COMMISSION
P.O. BOX 201706 HELENA, MT 59620-1706
districting@mt.gov FAX 406-444-3036

Dear Commissioners,

As a resident of Jefferson County, I am totally opposed to having Jefferson County split up for the benefit of Butte/Silver Bow County. Each of the four plans submitted by the Montana Districting and Apportionment Commission and the plan submitted by the Democrats on the Commission all put some portion of Jefferson County into Butte/Silver Bow County. This is simply unacceptable.

If you are going to consider the three discretionary criteria you set up at the beginning of this process, you will understand why none of these proposals make any sense.

- 1.) Following the lines of political units. Jefferson County is about 1,500 people over the ideal district size. Since our existing district is most of Jefferson County, we should start there and make every effort to keep Jefferson County as whole as possible, the remain population staying with its Community of Interest in Madison County .
- 2.) Following geographic boundaries. The Continental Divide separates Jefferson and Butte/Silver Bow Counties. That is a very distinct geographic boundary between our counties that should be respected.
- 3.) Keeping communities of interest intact. Many people live in Jefferson County because they don't want the impacts and influences of urban areas. Most of Jefferson County should be one district, with an area of the county South of Interstate 90 remaining as part of the district that represents Madison County. The Whitehall Elementary and Whitehall High School District both include portions of Madison County. The Jefferson Valley Rural Fire District also extends into Madison County. Kids from Jefferson County participate in 4-H and the Madison County Fair in Twin Bridges. Jefferson and Madison Counties share an MSU Extension Agent. In short, Southern Jefferson County and Northern Madison County are clearly a "Community of Interest", and should remain together.

Jefferson County is located between three large urban counties, Lewis and Clark, Butte/Silver Bow, and Gallatin. It is important that we keep our own district so that we can maintain our proud identity. Please keep Jefferson County as whole as possible and allow a portion of Southern Jefferson County to remain with their "Community of Interest" in Northern Madison County.

Thank you for your consideration.

Name

Victoria Johnson Alfred M. Johnson

Address

99 E. Hwy 2, Whitehall, MT. 59759

TO THE MONTANA DISTRICTING AND APPORTIONMENT COMMISSION
P.O. BOX 201706 HELENA, MT 59620-1706
districting@mt.gov FAX 406-444-3036

Dear Commissioners,

As a resident of Jefferson County, I am totally opposed to having Jefferson County split up for the benefit of Butte/Silver Bow County. Each of the four plans submitted by the Montana Districting and Apportionment Commission and the plan submitted by the Democrats on the Commission all put some portion of Jefferson County into Butte/Silver Bow County. This is simply unacceptable.

If you are going to consider the three discretionary criteria you set up at the beginning of this process, you will understand why none of these proposals make any sense.

- 1.) Following the lines of political units. Jefferson County is about 1,500 people over the ideal district size. Since our existing district is most of Jefferson County, we should start there and make every effort to keep Jefferson County as whole as possible, the remain population staying with its Community of Interest in Madison County .
- 2.) Following geographic boundaries. The Continental Divide separates Jefferson and Butte/Silver Bow Counties. That is a very distinct geographic boundary between our counties that should be respected.
- 3.) Keeping communities of interest intact. Many people live in Jefferson County because they don't want the impacts and influences of urban areas. Most of Jefferson County should be one district, with an area of the county South of Interstate 90 remaining as part of the district that represents Madison County. The Whitehall Elementary and Whitehall High School District both include portions of Madison County. The Jefferson Valley Rural Fire District also extends into Madison County. Kids from Jefferson County participate in 4-H and the Madison County Fair in Twin Bridges. Jefferson and Madison Counties share an MSU Extension Agent. In short, Southern Jefferson County and Northern Madison County are clearly a "Community of Interest", and should remain together.

Jefferson County is located between three large urban counties, Lewis and Clark, Butte/Silver Bow, and Gallatin. It is important that we keep our own district so that we can maintain our proud identity. Please keep Jefferson County as whole as possible and allow a portion of Southern Jefferson County to remain with their "Community of Interest" in Northern Madison County.

Thank you for your consideration.

Name Anita Calbert

Address PO Box 1091 212 E Second St Whitehall, MT
59715

TO THE MONTANA DISTRICTING AND APPORTIONMENT COMMISSION
P.O. BOX 201706 HELENA, MT 59620-1706
districting@mt.gov FAX 406-444-3036

Dear Commissioners,

As a resident of Jefferson County, I am totally opposed to having Jefferson County split up for the benefit of Butte/Silver Bow County. Each of the four plans submitted by the Montana Districting and Apportionment Commission and the plan submitted by the Democrats on the Commission all put some portion of Jefferson County into Butte/Silver Bow County. This is simply unacceptable.

If you are going to consider the three discretionary criteria you set up at the beginning of this process, you will understand why none of these proposals make any sense.

- 1.) Following the lines of political units. Jefferson County is about 1,500 people over the ideal district size. Since our existing district is most of Jefferson County, we should start there and make every effort to keep Jefferson County as whole as possible, the remain population staying with its Community of Interest in Madison County.
- 2.) Following geographic boundaries. The Continental Divide separates Jefferson and Butte/Silver Bow Counties. That is a very distinct geographic boundary between our counties that should be respected.
- 3.) Keeping communities of interest intact. Many people live in Jefferson County because they don't want the impacts and influences of urban areas. Most of Jefferson County should be one district, with an area of the county South of Interstate 90 remaining as part of the district that represents Madison County. The Whitehall Elementary and Whitehall High School District both include portions of Madison County. The Jefferson Valley Rural Fire District also extends into Madison County. Kids from Jefferson County participate in 4-H and the Madison County Fair in Twin Bridges. Jefferson and Madison Counties share an MSU Extension Agent. In short, Southern Jefferson County and Northern Madison County are clearly a "Community of Interest", and should remain together.

Jefferson County is located between three large urban counties, Lewis and Clark, Butte/Silver Bow, and Gallatin. It is important that we keep our own district so that we can maintain our proud identity. Please keep Jefferson County as whole as possible and allow a portion of Southern Jefferson County to remain with their "Community of Interest" in Northern Madison County.

Thank you for your consideration.

Name

Address

Will Hill
822 Highway 2 W Whitehall MT 59759

TO THE MONTANA DISTRICTING AND APPORTIONMENT COMMISSION
P.O. BOX 201706 HELENA, MT 59620-1706
districting@mt.gov FAX 406-444-3036

Dear Commissioners,

As a resident of Jefferson County, I am totally opposed to having Jefferson County split up for the benefit of Butte/Silver Bow County. Each of the four plans submitted by the Montana Districting and Apportionment Commission and the plan submitted by the Democrats on the Commission all put some portion of Jefferson County into Butte/Silver Bow County. This is simply unacceptable.

If you are going to consider the three discretionary criteria you set up at the beginning of this process, you will understand why none of these proposals make any sense.

- 1.) Following the lines of political units. Jefferson County is about 1,500 people over the ideal district size. Since our existing district is most of Jefferson County, we should start there and make every effort to keep Jefferson County as whole as possible, the remain population staying with its Community of Interest in Madison County.
- 2.) Following geographic boundaries. The Continental Divide separates Jefferson and Butte/Silver Bow Counties. That is a very distinct geographic boundary between our counties that should be respected.
- 3.) Keeping communities of interest intact. Many people live in Jefferson County because they don't want the impacts and influences of urban areas. Most of Jefferson County should be one district, with an area of the county South of Interstate 90 remaining as part of the district that represents Madison County. The Whitehall Elementary and Whitehall High School District both include portions of Madison County. The Jefferson Valley Rural Fire District also extends into Madison County. Kids from Jefferson County participate in 4-H and the Madison County Fair in Twin Bridges. Jefferson and Madison Counties share an MSU Extension Agent. In short, Southern Jefferson County and Northern Madison County are clearly a "Community of Interest", and should remain together.

Jefferson County is located between three large urban counties, Lewis and Clark, Butte/Silver Bow, and Gallatin. It is important that we keep our own district so that we can maintain our proud identity. Please keep Jefferson County as whole as possible and allow a portion of Southern Jefferson County to remain with their "Community of Interest" in Northern Madison County.

Thank you for your consideration.

Name Marsha Trueman

Address 908 NORTH Hwy 69, Ardwell, Mt. 59721

TO THE MONTANA DISTRICTING AND APPORTIONMENT COMMISSION
PO Box 201706
Helena, MT 59620-1706

districting@mt.gov

FAX: 406-444-3036

Dear Commissioners,

As a resident of Jefferson County, I am totally opposed to having Jefferson County split up for the benefit of Butte/Silver Bow County. Each of the four plans submitted by the Montana Districting and Apportionment Commission and the plan submitted by the Democrats on the Commission all put some portion of Jefferson County into Butte/Silver Bow County. This is simply unacceptable.

If you are going to consider the three discretionary criteria you set up at the beginning of this process, you will understand why none of these proposals make any sense.

- 1.) Following the lines of political units. Jefferson County is about 1,500 people over the ideal district size. Since our existing district is most of Jefferson County, we should start there and make every effort to keep Jefferson County as whole as possible, the remaining population staying with its "Community of Interest" in Madison County.
- 2.) Following geographic boundaries. The Continental Divide separates Jefferson and Butte/Silver Bow Counties. That is a very distinct geographic boundary between our counties that should be respected.
- 3.) Keeping communities of interest intact. Many people live in Jefferson County because they don't want the impacts and influences of urban areas. Most of Jefferson County should be one district, with an area of the county South of Interstate 90 remaining as part of the district that represents Madison County. The Whitehall Elementary and Whitehall High School District both include portions of Madison County. The Jefferson Valley Rural Fire District also extends into Madison County. Kids from Jefferson County participate in 4-H and the Madison County Fair in Twin Bridges. Jefferson and Madison Counties share an MSU Extension Agent. In short, Southern Jefferson County and Northern Madison County are clearly a "Community of Interest", and should remain together.

Jefferson County is located between three large, urban counties, Lewis and Clark, Butte/Silver Bow, and Gallatin. It is important that we keep our own district so that we can maintain our proud identity. Please keep Jefferson County as whole as possible and allow a portion of Southern Jefferson County to remain with their "Community of Interest" in Northern Madison County.

Thank you for your consideration.

Name Aurice Keadler
Address Whitehall MT 677 Hwy 2 East

TO THE MONTANA DISTRICTING AND APPORTIONMENT COMMISSION
P.O. BOX 201706 HELENA, MT 59620-1706
districting@mt.gov FAX 406-444-3036

Dear Commissioners,

As a resident of Jefferson County, I am totally opposed to having Jefferson County split up for the benefit of Butte/Silver Bow County. Each of the four plans submitted by the Montana Districting and Apportionment Commission and the plan submitted by the Democrats on the Commission all put some portion of Jefferson County into Butte/Silver Bow County. This is simply unacceptable.

If you are going to consider the three discretionary criteria you set up at the beginning of this process, you will understand why none of these proposals make any sense.

- 1.) Following the lines of political units. Jefferson County is about 1,500 people over the ideal district size. Since our existing district is most of Jefferson County, we should start there and make every effort to keep Jefferson County as whole as possible, the remain population staying with its Community of Interest in Madison County .
- 2.) Following geographic boundaries. The Continental Divide separates Jefferson and Butte/Silver Bow Counties. That is a very distinct geographic boundary between our counties that should be respected.
- 3.) Keeping communities of interest intact. Many people live in Jefferson County because they don't want the impacts and influences of urban areas. Most of Jefferson County should be one district, with an area of the county South of Interstate 90 remaining as part of the district that represents Madison County. The Whitehall Elementary and Whitehall High School District both include portions of Madison County. The Jefferson Valley Rural Fire District also extends into Madison County. Kids from Jefferson County participate in 4-H and the Madison County Fair in Twin Bridges. Jefferson and Madison Counties share an MSU Extension Agent. In short, Southern Jefferson County and Northern Madison County are clearly a "Community of Interest", and should remain together.

Jefferson County is located between three large urban counties, Lewis and Clark, Butte/Silver Bow, and Gallatin. It is important that we keep our own district so that we can maintain our proud identity. Please keep Jefferson County as whole as possible and allow a portion of Southern Jefferson County to remain with their "Community of Interest" in Northern Madison County.

Thank you for your consideration.

Name Dacey Kouny
Address 11 Ranch Land RD, Whitehall, MT 59759

TO THE MONTANA DISTRICTING AND APPORTIONMENT COMMISSION
P.O. BOX 201706 HELENA, MT 59620-1706
districting@mt.gov FAX 406-444-3036

Dear Commissioners,

As a resident of Jefferson County, I am totally opposed to having Jefferson County split up for the benefit of Butte/Silver Bow County. Each of the four plans submitted by the Montana Districting and Apportionment Commission and the plan submitted by the Democrats on the Commission all put some portion of Jefferson County into Butte/Silver Bow County. This is simply unacceptable.

If you are going to consider the three discretionary criteria you set up at the beginning of this process, you will understand why none of these proposals make any sense.

- 1.) Following the lines of political units. Jefferson County is about 1,500 people over the ideal district size. Since our existing district is most of Jefferson County, we should start there and make every effort to keep Jefferson County as whole as possible, the remain population staying with its Community of Interest in Madison County .
- 2.) Following geographic boundaries. The Continental Divide separates Jefferson and Butte/Silver Bow Counties. That is a very distinct geographic boundary between our counties that should be respected.
- 3.) Keeping communities of interest intact. Many people live in Jefferson County because they don't want the impacts and influences of urban areas. Most of Jefferson County should be one district, with an area of the county South of Interstate 90 remaining as part of the district that represents Madison County. The Whitehall Elementary and Whitehall High School District both include portions of Madison County. The Jefferson Valley Rural Fire District also extends into Madison County. Kids from Jefferson County participate in 4-H and the Madison County Fair in Twin Bridges. Jefferson and Madison Counties share an MSU Extension Agent. In short, Southern Jefferson County and Northern Madison County are clearly a "Community of Interest", and should remain together.

Jefferson County is located between three large urban counties, Lewis and Clark, Butte/Silver Bow, and Gallatin. It is important that we keep our own district so that we can maintain our proud identity. Please keep Jefferson County as whole as possible and allow a portion of Southern Jefferson County to remain with their "Community of Interest" in Northern Madison County.

Thank you for your consideration.

Name

Address

Neil Jensen
138 Koontz Road, Whitehall MT 59159

TO THE MONTANA DISTRICTING AND APPORTIONMENT COMMISSION
P.O. BOX 201706 HELENA, MT 59620-1706
districting@mt.gov FAX 406-444-3036

Dear Commissioners,

As a resident of Jefferson County, I am totally opposed to having Jefferson County split up for the benefit of Butte/Silver Bow County. Each of the four plans submitted by the Montana Districting and Apportionment Commission and the plan submitted by the Democrats on the Commission all put some portion of Jefferson County into Butte/Silver Bow County. This is simply unacceptable.

If you are going to consider the three discretionary criteria you set up at the beginning of this process, you will understand why none of these proposals make any sense.

- 1.) Following the lines of political units. Jefferson County is about 1,500 people over the ideal district size. Since our existing district is most of Jefferson County, we should start there and make every effort to keep Jefferson County as whole as possible, the remain population staying with its Comununity of Interest in Madison County .
- 2.) Following geographic boundaries. The Continental Divide separates Jefferson and Butte/Silver Bow Counties. That is a very distinct geographic boundary between our counties that should be respected.
- 3.) Keeping communities of interest intact. Many people live in Jefferson County because they don't want the impacts and influences of urban areas. Most of Jefferson County should be one district, with an area of the county South of Interstate 90 remaining as part of the district that represents Madison County. The Whitehall Elementary and Whitehall High School District both include portions of Madison County. The Jefferson Valley Rural Fire District also extends into Madison County. Kids from Jefferson County participate in 4-H and the Madison County Fair in Twin Bridges. Jefferson and Madison Counties share an MSU Extension Agent. In short, Southern Jefferson County and Northern Madison County are clearly a "Community of Interest", and should remain together.

Jefferson County is located between three large urban counties, Lewis and Clark, Butte/Silver Bow, and Gallatin. It is important that we keep our own district so that we can maintain our proud identity. Please keep Jefferson County as whole as possible and allow a portion of Southern Jefferson County to remain with their "Community of Interest" in Northern Madison County.

Thank you for your consideration.

Name

Address

Georganna Vanish
16 Rocky Mt DR. Whitehall

HELL NO!!

TO THE MONTANA DISTRICTING AND APPORTIONMENT COMMISSION
P.O. BOX 201706 HELENA, MT 59620-1706
districting@mt.gov FAX 406-444-3036

Dear Commissioners,

As a resident of Jefferson County, I am totally opposed to having Jefferson County split up for the benefit of Butte/Silver Bow County. Each of the four plans submitted by the Montana Districting and Apportionment Commission and the plan submitted by the Democrats on the Commission all put some portion of Jefferson County into Butte/Silver Bow County. This is simply unacceptable.

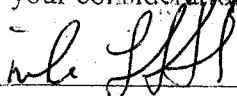
If you are going to consider the three discretionary criteria you set up at the beginning of this process, you will understand why none of these proposals make any sense.

- 1.) Following the lines of political units. Jefferson County is about 1,500 people over the ideal district size. Since our existing district is most of Jefferson County, we should start there and make every effort to keep Jefferson County as whole as possible, the remain population staying with its Community of Interest in Madison County.
- 2.) Following geographic boundaries. The Continental Divide separates Jefferson and Butte/Silver Bow Counties. That is a very distinct geographic boundary between our counties that should be respected.
- 3.) Keeping communities of interest intact. Many people live in Jefferson County because they don't want the impacts and influences of urban areas. Most of Jefferson County should be one district, with an area of the county South of Interstate 90 remaining as part of the district that represents Madison County. The Whitehall Elementary and Whitehall High School District both include portions of Madison County. The Jefferson Valley Rural Fire District also extends into Madison County. Kids from Jefferson County participate in 4-H and the Madison County Fair in Twin Bridges. Jefferson and Madison Counties share an MSU Extension Agent. In short, Southern Jefferson County and Northern Madison County are clearly a "Community of Interest", and should remain together.

Jefferson County is located between three large urban counties, Lewis and Clark, Butte/Silver Bow, and Gallatin. It is important that we keep our own district so that we can maintain our proud identity. Please keep Jefferson County as whole as possible and allow a portion of Southern Jefferson County to remain with their "Community of Interest" in Northern Madison County.

Thank you for your consideration.

Name



MIKE LANKFORD

Address

16 Rocky MT. DR. WHITEHALL MT

TO THE MONTANA DISTRICTING AND APPORTIONMENT COMMISSION
P.O. BOX 201706 HELENA, MT 59620-1706
districting@mt.gov FAX 406-444-3036

Dear Commissioners,

As a resident of Jefferson County, I am totally opposed to having Jefferson County split up for the benefit of Butte/Silver Bow County. Each of the four plans submitted by the Montana Districting and Apportionment Commission and the plan submitted by the Democrats on the Commission all put some portion of Jefferson County into Butte/Silver Bow County. This is simply unacceptable.

If you are going to consider the three discretionary criteria you set up at the beginning of this process, you will understand why none of these proposals make any sense.

- 1.) Following the lines of political units. Jefferson County is about 1,500 people over the ideal district size. Since our existing district is most of Jefferson County, we should start there and make every effort to keep Jefferson County as whole as possible, the remain population staying with its Community of Interest in Madison County .
- 2.) Following geographic boundaries. The Continental Divide separates Jefferson and Butte/Silver Bow Counties. That is a very distinct geographic boundary between our counties that should be respected.
- 3.) Keeping communities of interest intact. Many people live in Jefferson County because they don't want the impacts and influences of urban areas. Most of Jefferson County should be one district, with an area of the county South of Interstate 90 remaining as part of the district that represents Madison County. The Whitehall Elementary and Whitehall High School District both include portions of Madison County. The Jefferson Valley Rural Fire District also extends into Madison County. Kids from Jefferson County participate in 4-H and the Madison County Fair in Twin Bridges. Jefferson and Madison Counties share an MSU Extension Agent. In short, Southern Jefferson County and Northern Madison County are clearly a "Community of Interest", and should remain together.

Jefferson County is located between three large urban counties, Lewis and Clark, Butte/Silver Bow, and Gallatin. It is important that we keep our own district so that we can maintain our proud identity. Please keep Jefferson County as whole as possible and allow a portion of Southern Jefferson County to remain with their "Community of Interest" in Northern Madison County.

Thank you for your consideration.

Name

Lottie Vossler - Lottie Vossler

Address

200 Sherman - Boulder mt 59632
PO Box 350

TO THE MONTANA DISTRICTING AND APPORTIONMENT COMMISSION
P.O. BOX 201706 HELENA, MT 59620-1706
districting@mt.gov FAX 406-444-3036

Dear Commissioners,

As a resident of Jefferson County, I am totally opposed to having Jefferson County split up for the benefit of Butte/Silver Bow County. Each of the four plans submitted by the Montana Districting and Apportionment Commission and the plan submitted by the Democrats on the Commission all put some portion of Jefferson County into Butte/Silver Bow County. This is simply unacceptable.

If you are going to consider the three discretionary criteria you set up at the beginning of this process, you will understand why none of these proposals make any sense.

- 1.) Following the lines of political units. Jefferson County is about 1,500 people over the ideal district size. Since our existing district is most of Jefferson County, we should start there and make every effort to keep Jefferson County as whole as possible, the remain population staying with its Community of Interest in Madison County .
- 2.) Following geographic boundaries. The Continental Divide separates Jefferson and Butte/Silver Bow Counties. That is a very distinct geographic boundary between our counties that should be respected.
- 3.) Keeping communities of interest intact. Many people live in Jefferson County because they don't want the impacts and influences of urban areas. Most of Jefferson County should be one district, with an area of the county South of Interstate 90 remaining as part of the district that represents Madison County. The Whitehall Elementary and Whitehall High School District both include portions of Madison County. The Jefferson Valley Rural Fire District also extends into Madison County. Kids from Jefferson County participate in 4-H and the Madison County Fair in Twin Bridges. Jefferson and Madison Counties share an MSU Extension Agent. In short, Southern Jefferson County and Northern Madison County are clearly a "Community of Interest", and should remain together.

Jefferson County is located between three large urban counties, Lewis and Clark, Butte/Silver Bow, and Gallatin. It is important that we keep our own district so that we can maintain our proud identity. Please keep Jefferson County as whole as possible and allow a portion of Southern Jefferson County to remain with their "Community of Interest" in Northern Madison County.

Thank you for your consideration.

Name

Grace County

Address

830 Pt of Rocks Rd
Whitehall, MT
59759

TO THE MONTANA DISTRICTING AND APPORTIONMENT COMMISSION
P.O. BOX 201706 HELENA, MT 59620-1706
districting@mt.gov FAX 406-444-3036

Dear Commissioners,

As a resident of Jefferson County, I am totally opposed to having Jefferson County split up for the benefit of Butte/Silver Bow County. Each of the four plans submitted by the Montana Districting and Apportionment Commission and the plan submitted by the Democrats on the Commission all put some portion of Jefferson County into Butte/Silver Bow County. This is simply unacceptable.

If you are going to consider the three discretionary criteria you set up at the beginning of this process, you will understand why none of these proposals make any sense.

- 1.) Following the lines of political units. Jefferson County is about 1,500 people over the ideal district size. Since our existing district is most of Jefferson County, we should start there and make every effort to keep Jefferson County as whole as possible, the remain population staying with its Community of Interest in Madison County .
- 2.) Following geographic boundaries. The Continental Divide separates Jefferson and Butte/Silver Bow Counties. That is a very distinct geographic boundary between our counties that should be respected.
- 3.) Keeping communities of interest intact. Many people live in Jefferson County because they don't want the impacts and influences of urban areas. Most of Jefferson County should be one district, with an area of the county South of Interstate 90 remaining as part of the district that represents Madison County. The Whitehall Elementary and Whitehall High School District both include portions of Madison County. The Jefferson Valley Rural Fire District also extends into Madison County. Kids from Jefferson County participate in 4-H and the Madison County Fair in Twin Bridges. Jefferson and Madison Counties share an MSU Extension Agent. In short, Southern Jefferson County and Northern Madison County are clearly a "Community of Interest", and should remain together.

Jefferson County is located between three large urban counties, Lewis and Clark, Butte/Silver Bow, and Gallatin. It is important that we keep our own district so that we can maintain our proud identity. Please keep Jefferson County as whole as possible and allow a portion of Southern Jefferson County to remain with their "Community of Interest" in Northern Madison County.

Thank you for your consideration.

Name

John Kountz John Kountz

Address

830 pt. of Rocks Rd. Whitehall, mt.

TO THE MONTANA DISTRICTING AND APPORTIONMENT COMMISSION
P.O. BOX 201706 HELENA, MT 59620-1706
districting@mt.gov FAX 406-444-3036

Dear Commissioners,

As a resident of Jefferson County, I am totally opposed to having Jefferson County split up for the benefit of Butte/Silver Bow County. Each of the four plans submitted by the Montana Districting and Apportionment Commission and the plan submitted by the Democrats on the Commission all put some portion of Jefferson County into Butte/Silver Bow County. This is simply unacceptable.

If you are going to consider the three discretionary criteria you set up at the beginning of this process, you will understand why none of these proposals make any sense.

- 1.) Following the lines of political units. Jefferson County is about 1,500 people over the ideal district size. Since our existing district is most of Jefferson County, we should start there and make every effort to keep Jefferson County as whole as possible, the remain population staying with its Community of Interest in Madison County.
- 2.) Following geographic boundaries. The Continental Divide separates Jefferson and Butte/Silver Bow Counties. That is a very distinct geographic boundary between our counties that should be respected.
- 3.) Keeping communities of interest intact. Many people live in Jefferson County because they don't want the impacts and influences of urban areas. Most of Jefferson County should be one district, with an area of the county South of Interstate 90 remaining as part of the district that represents Madison County. The Whitehall Elementary and Whitehall High School District both include portions of Madison County. The Jefferson Valley Rural Fire District also extends into Madison County. Kids from Jefferson County participate in 4-H and the Madison County Fair in Twin Bridges. Jefferson and Madison Counties share an MSU Extension Agent. In short, Southern Jefferson County and Northern Madison County are clearly a "Community of Interest", and should remain together.

Jefferson County is located between three large urban counties, Lewis and Clark, Butte/Silver Bow, and Gallatin. It is important that we keep our own district so that we can maintain our proud identity. Please keep Jefferson County as whole as possible and allow a portion of Southern Jefferson County to remain with their "Community of Interest" in Northern Madison County.

Thank you for your consideration.

Name Wendy N. Adams

Address 409 E. Legion #14 (P.O. Box 1025) Whitehall, MT

TO THE MONTANA DISTRICTING AND APPORTIONMENT COMMISSION
P.O. BOX 201706 HELENA, MT 59620-1706
districting@mt.gov FAX 406-444-3036

Dear Commissioners,

As a resident of Jefferson County, I am totally opposed to having Jefferson County split up for the benefit of Butte/Silver Bow County. Each of the four plans submitted by the Montana Districting and Apportionment Commission and the plan submitted by the Democrats on the Commission all put some portion of Jefferson County into Butte/Silver Bow County. This is simply unacceptable.

If you are going to consider the three discretionary criteria you set up at the beginning of this process, you will understand why none of these proposals make any sense.

- 1.) Following the lines of political units. Jefferson County is about 1,500 people over the ideal district size. Since our existing district is most of Jefferson County, we should start there and make every effort to keep Jefferson County as whole as possible, the remain population staying with its Community of Interest in Madison County.
- 2.) Following geographic boundaries. The Continental Divide separates Jefferson and Butte/Silver Bow Counties. That is a very distinct geographic boundary between our counties that should be respected.
- 3.) Keeping communities of interest intact. Many people live in Jefferson County because they don't want the impacts and influences of urban areas. Most of Jefferson County should be one district, with an area of the county South of Interstate 90 remaining as part of the district that represents Madison County. The Whitehall Elementary and Whitehall High School District both include portions of Madison County. The Jefferson Valley Rural Fire District also extends into Madison County. Kids from Jefferson County participate in 4-H and the Madison County Fair in Twin Bridges. Jefferson and Madison Counties share an MSU Extension Agent. In short, Southern Jefferson County and Northern Madison County are clearly a "Community of Interest", and should remain together.

Jefferson County is located between three large urban counties, Lewis and Clark, Butte/Silver Bow, and Gallatin. It is important that we keep our own district so that we can maintain our proud identity. Please keep Jefferson County as whole as possible and allow a portion of Southern Jefferson County to remain with their "Community of Interest" in Northern Madison County.

Thank you for your consideration.

Name Kristi L. Wilson / Kristi L. Wilson
Address 101 S. Main St. Whitehall, MT

TO THE MONTANA DISTRICTING AND APPORTIONMENT COMMISSION
P.O. BOX 201706 HELENA, MT 59620-1706
districting@mt.gov FAX 406-444-3036

Dear Commissioners,

As a resident of Jefferson County, I am totally opposed to having Jefferson County split up for the benefit of Butte/Silver Bow County. Each of the four plans submitted by the Montana Districting and Apportionment Commission and the plan submitted by the Democrats on the Commission all put some portion of Jefferson County into Butte/Silver Bow County. This is simply unacceptable.

If you are going to consider the three discretionary criteria you set up at the beginning of this process, you will understand why none of these proposals make any sense.

- 1.) Following the lines of political units. Jefferson County is about 1,500 people over the ideal district size. Since our existing district is most of Jefferson County, we should start there and make every effort to keep Jefferson County as whole as possible, the remain population staying with its Community of Interest in Madison County.
- 2.) Following geographic boundaries. The Continental Divide separates Jefferson and Butte/Silver Bow Counties. That is a very distinct geographic boundary between our counties that should be respected.
- 3.) Keeping communities of interest intact. Many people live in Jefferson County because they don't want the impacts and influences of urban areas. Most of Jefferson County should be one district, with an area of the county South of Interstate 90 remaining as part of the district that represents Madison County. The Whitehall Elementary and Whitehall High School District both include portions of Madison County. The Jefferson Valley Rural Fire District also extends into Madison County. Kids from Jefferson County participate in 4-H and the Madison County Fair in Twin Bridges. Jefferson and Madison Counties share an MSU Extension Agent. In short, Southern Jefferson County and Northern Madison County are clearly a "Community of Interest", and should remain together.

Jefferson County is located between three large urban counties, Lewis and Clark, Butte/Silver Bow, and Gallatin. It is important that we keep our own district so that we can maintain our proud identity. Please keep Jefferson County as whole as possible and allow a portion of Southern Jefferson County to remain with their "Community of Interest" in Northern Madison County.

Thank you for your consideration.

Name Keelan S Wilson, Kuba S
Address 101 S. Main St. Whitehall, MT

TO THE MONTANA DISTRICTING AND APPORTIONMENT COMMISSION
PO Box 201706
Helena, MT 59620-1706

districting@mt.gov

FAX: 406-444-3036

Dear Commissioners,

As a resident of Jefferson County, I am totally opposed to having Jefferson County split up for the benefit of Butte/Silver Bow County. Each of the four plans submitted by the Montana Districting and Apportionment Commission and the plan submitted by the Democrats on the Commission all put some portion of Jefferson County into Butte/Silver Bow County. This is simply unacceptable.

If you are going to consider the three discretionary criteria you set up at the beginning of this process, you will understand why none of these proposals make any sense.

- 1.) Following the lines of political units. Jefferson County is about 1,500 people over the ideal district size. Since our existing district is most of Jefferson County, we should start there and make every effort to keep Jefferson County as whole as possible, the remaining population staying with its "Community of Interest" in Madison County.
- 2.) Following geographic boundaries. The Continental Divide separates Jefferson and Butte/Silver Bow Counties. That is a very distinct geographic boundary between our counties that should be respected.
- 3.) Keeping communities of interest intact. Many people live in Jefferson County because they don't want the impacts and influences of urban areas. Most of Jefferson County should be one district, with an area of the county South of Interstate 90 remaining as part of the district that represents Madison County. The Whitehall Elementary and Whitehall High School District both include portions of Madison County. The Jefferson Valley Rural Fire District also extends into Madison County. Kids from Jefferson County participate in 4-H and the Madison County Fair in Twin Bridges. Jefferson and Madison Counties share an MSU Extension Agent. In short, Southern Jefferson County and Northern Madison County are clearly a "Community of Interest", and should remain together.

Jefferson County is located between three large, urban counties, Lewis and Clark, Butte/Silver Bow, and Gallatin. It is important that we keep our own district so that we can maintain our proud identity. Please keep Jefferson County as whole as possible and allow a portion of Southern Jefferson County to remain with their "Community of Interest" in Northern Madison County.

Thank you for your consideration.

Name Ronald R. Wanner

Address 5th Valley View Drive, Whitehall

TO THE MONTANA DISTRICTING AND APPORTIONMENT COMMISSION
P.O. BOX 201706 HELENA, MT 59620-1706
districting@mt.gov FAX 406-444-3036

Dear Commissioners,

As a resident of Jefferson County, I am totally opposed to having Jefferson County split up for the benefit of Butte/Silver Bow County. Each of the four plans submitted by the Montana Districting and Apportionment Commission and the plan submitted by the Democrats on the Commission all put some portion of Jefferson County into Butte/Silver Bow County. This is simply unacceptable.

If you are going to consider the three discretionary criteria you set up at the beginning of this process, you will understand why none of these proposals make any sense.

- 1.) Following the lines of political units. Jefferson County is about 1,500 people over the ideal district size. Since our existing district is most of Jefferson County, we should start there and make every effort to keep Jefferson County as whole as possible, the remain population staying with its Community of Interest in Madison County.
- 2.) Following geographic boundaries. The Continental Divide separates Jefferson and Butte/Silver Bow Counties. That is a very distinct geographic boundary between our counties that should be respected.
- 3.) Keeping communities of interest intact. Many people live in Jefferson County because they don't want the impacts and influences of urban areas. Most of Jefferson County should be one district, with an area of the county South of Interstate 90 remaining as part of the district that represents Madison County. The Whitehall Elementary and Whitehall High School District both include portions of Madison County. The Jefferson Valley Rural Fire District also extends into Madison County. Kids from Jefferson County participate in 4-H and the Madison County Fair in Twin Bridges. Jefferson and Madison Counties share an MSU Extension Agent. In short, Southern Jefferson County and Northern Madison County are clearly a "Community of Interest", and should remain together.

Jefferson County is located between three large urban counties, Lewis and Clark, Butte/Silver Bow, and Gallatin. It is important that we keep our own district so that we can maintain our proud identity. Please keep Jefferson County as whole as possible and allow a portion of Southern Jefferson County to remain with their "Community of Interest" in Northern Madison County.

Thank you for your consideration.

Name Leonard Helling
Address 123 Whitehall Rd Whitehall 59709

TO THE MONTANA DISTRICTING AND APPORTIONMENT COMMISSION
PO Box 201706
Helena, MT 59620-1706

districting@mt.gov

FAX: 406-444-3036

Dear Commissioners,

As a resident of Jefferson County, I am totally opposed to having Jefferson County split up for the benefit of Butte/Silver Bow County. Each of the four plans submitted by the Montana Districting and Apportionment Commission and the plan submitted by the Democrats on the Commission all put some portion of Jefferson County into Butte/Silver Bow County. This is simply unacceptable.

If you are going to consider the three discretionary criteria you set up at the beginning of this process, you will understand why none of these proposals make any sense.

- 1.) Following the lines of political units. Jefferson County is about 1,500 people over the ideal district size. Since our existing district is most of Jefferson County, we should start there and make every effort to keep Jefferson County as whole as possible, the remaining population staying with its "Community of Interest" in Madison County.
- 2.) Following geographic boundaries. The Continental Divide separates Jefferson and Butte/Silver Bow Counties. That is a very distinct geographic boundary between our counties that should be respected.
- 3.) Keeping communities of interest intact. Many people live in Jefferson County because they don't want the impacts and influences of urban areas. Most of Jefferson County should be one district, with an area of the county South of Interstate 90 remaining as part of the district that represents Madison County. The Whitehall Elementary and Whitehall High School District both include portions of Madison County. The Jefferson Valley Rural Fire District also extends into Madison County. Kids from Jefferson County participate in 4-H and the Madison County Fair in Twin Bridges. Jefferson and Madison Counties share an MSU Extension Agent. In short, Southern Jefferson County and Northern Madison County are clearly a "Community of Interest", and should remain together.

Jefferson County is located between three large, urban counties, Lewis and Clark, Butte/Silver Bow, and Gallatin. It is important that we keep our own district so that we can maintain our proud identity. Please keep Jefferson County as whole as possible and allow a portion of Southern Jefferson County to remain with their "Community of Interest" in Northern Madison County.

Thank you for your consideration.

Name

Patty DeSage

Address

303 Whitetail Rd. P.O. Box 928
Whitehall, MT 59759

TO THE MONTANA DISTRICTING AND APPORTIONMENT COMMISSION
PO Box 201706
Helena, MT 59620-1706

districting@mt.gov

FAX: 406-444-3036

Dear Commissioners,

As a resident of Jefferson County, I am totally opposed to having Jefferson County split up for the benefit of Butte/Silver Bow County. Each of the four plans submitted by the Montana Districting and Apportionment Commission and the plan submitted by the Democrats on the Commission all put some portion of Jefferson County into Butte/Silver Bow County. This is simply unacceptable.

If you are going to consider the three discretionary criteria you set up at the beginning of this process, you will understand why none of these proposals make any sense.

- 1.) Following the lines of political units. Jefferson County is about 1,500 people over the ideal district size. Since our existing district is most of Jefferson County, we should start there and make every effort to keep Jefferson County as whole as possible, the remaining population staying with its "Community of Interest" in Madison County.
- 2.) Following geographic boundaries. The Continental Divide separates Jefferson and Butte/Silver Bow Counties. That is a very distinct geographic boundary between our counties that should be respected.
- 3.) Keeping communities of interest intact. Many people live in Jefferson County because they don't want the impacts and influences of urban areas. Most of Jefferson County should be one district, with an area of the county South of Interstate 90 remaining as part of the district that represents Madison County. The Whitehall Elementary and Whitehall High School District both include portions of Madison County. The Jefferson Valley Rural Fire District also extends into Madison County. Kids from Jefferson County participate in 4-H and the Madison County Fair in Twin Bridges. Jefferson and Madison Counties share an MSU Extension Agent. In short, Southern Jefferson County and Northern Madison County are clearly a "Community of Interest", and should remain together.

Jefferson County is located between three large, urban counties, Lewis and Clark, Butte/Silver Bow, and Gallatin. It is important that we keep our own district so that we can maintain our proud identity. Please keep Jefferson County as whole as possible and allow a portion of Southern Jefferson County to remain with their "Community of Interest" in Northern Madison County.

Thank you for your consideration.

Name

Greg DeSays

Address

PO-Box 528 Whitehall, MT 59759
503 Whitehall Rd

TO THE MONTANA DISTRICTING AND APPORTIONMENT COMMISSION
PO Box 201706
Helena, MT 59620-1706

districting@mt.gov

FAX: 406-444-3036

Dear Commissioners,

As a resident of Jefferson County, I am totally opposed to having Jefferson County split up for the benefit of Butte/Silver Bow County. Each of the four plans submitted by the Montana Districting and Apportionment Commission and the plan submitted by the Democrats on the Commission all put some portion of Jefferson County into Butte/Silver Bow County. This is simply unacceptable.

If you are going to consider the three discretionary criteria you set up at the beginning of this process, you will understand why none of these proposals make any sense.

- 1.) Following the lines of political units. Jefferson County is about 1,500 people over the ideal district size. Since our existing district is most of Jefferson County, we should start there and make every effort to keep Jefferson County as whole as possible, the remaining population staying with its "Community of Interest" in Madison County.
- 2.) Following geographic boundaries. The Continental Divide separates Jefferson and Butte/Silver Bow Counties. That is a very distinct geographic boundary between our counties that should be respected.
- 3.) Keeping communities of interest intact. Many people live in Jefferson County because they don't want the impacts and influences of urban areas. Most of Jefferson County should be one district, with an area of the county South of Interstate 90 remaining as part of the district that represents Madison County. The Whitehall Elementary and Whitehall High School District both include portions of Madison County. The Jefferson Valley Rural Fire District also extends into Madison County. Kids from Jefferson County participate in 4-H and the Madison County Fair in Twin Bridges. Jefferson and Madison Counties share an MSU Extension Agent. In short, Southern Jefferson County and Northern Madison County are clearly a "Community of Interest", and should remain together.

Jefferson County is located between three large, urban counties, Lewis and Clark, Butte/Silver Bow, and Gallatin. It is important that we keep our own district so that we can maintain our proud identity. Please keep Jefferson County as whole as possible and allow a portion of Southern Jefferson County to remain with their "Community of Interest" in Northern Madison County.

Thank you for your consideration,

Name

John Thomas

Address

508 Valley View Drive Whitehall

TO THE MONTANA DISTRICTING AND APPORTIONMENT COMMISSION
PO Box 201706
Helena, MT 59620-1706

districting@mt.gov

FAX: 406-444-3036

Dear Commissioners,

As a resident of Jefferson County, I am totally opposed to having Jefferson County split up for the benefit of Butte/Silver Bow County. Each of the four plans submitted by the Montana Districting and Apportionment Commission and the plan submitted by the Democrats on the Commission all put some portion of Jefferson County into Butte/Silver Bow County. This is simply unacceptable.

If you are going to consider the three discretionary criteria you set up at the beginning of this process, you will understand why none of these proposals make any sense.

- 1.) Following the lines of political units. Jefferson County is about 1,500 people over the ideal district size. Since our existing district is most of Jefferson County, we should start there and make every effort to keep Jefferson County as whole as possible, the remaining population staying with its "Community of Interest" in Madison County.
- 2.) Following geographic boundaries. The Continental Divide separates Jefferson and Butte/Silver Bow Counties. That is a very distinct geographic boundary between our counties that should be respected.
- 3.) Keeping communities of interest intact. Many people live in Jefferson County because they don't want the impacts and influences of urban areas. Most of Jefferson County should be one district, with an area of the county South of Interstate 90 remaining as part of the district that represents Madison County. The Whitehall Elementary and Whitehall High School District both include portions of Madison County. The Jefferson Valley Rural Fire District also extends into Madison County. Kids from Jefferson County participate in 4-H and the Madison County Fair in Twin Bridges. Jefferson and Madison Counties share an MSU Extension Agent. In short, Southern Jefferson County and Northern Madison County are clearly a "Community of Interest", and should remain together.

Jefferson County is located between three large, urban counties, Lewis and Clark, Butte/Silver Bow, and Gallatin. It is important that we keep our own district so that we can maintain our proud identity. Please keep Jefferson County as whole as possible and allow a portion of Southern Jefferson County to remain with their "Community of Interest" in Northern Madison County.

Thank you for your consideration.

Name

Jacqueline Zuvary

Address

508 Valley View Drive (PO Box 367) Whitehall

I know printed letters have less impact than hand-written letters but I whole heartedly agree with all the points listed above

JZ

TO THE MONTANA DISTRICTING AND APPORTIONMENT COMMISSION
PO Box 201706
Helena, MT 59620-1706

districting@mt.gov

FAX: 406-444-3036

Dear Commissioners,

As a resident of Jefferson County, I am totally opposed to having Jefferson County split up for the benefit of Butte/Silver Bow County. Each of the four plans submitted by the Montana Districting and Apportionment Commission and the plan submitted by the Democrats on the Commission all put some portion of Jefferson County into Butte/Silver Bow County. This is simply unacceptable.

If you are going to consider the three discretionary criteria you set up at the beginning of this process, you will understand why none of these proposals make any sense.

- 1.) Following the lines of political units. Jefferson County is about 1,500 people over the ideal district size. Since our existing district is most of Jefferson County, we should start there and make every effort to keep Jefferson County as whole as possible, the remaining population staying with its "Community of Interest" in Madison County.
- 2.) Following geographic boundaries. The Continental Divide separates Jefferson and Butte/Silver Bow Counties. That is a very distinct geographic boundary between our counties that should be respected.
- 3.) Keeping communities of interest intact. Many people live in Jefferson County because they don't want the impacts and influences of urban areas. Most of Jefferson County should be one district, with an area of the county South of Interstate 90 remaining as part of the district that represents Madison County. The Whitehall Elementary and Whitehall High School District both include portions of Madison County. The Jefferson Valley Rural Fire District also extends into Madison County. Kids from Jefferson County participate in 4-H and the Madison County Fair in Twin Bridges. Jefferson and Madison Counties share an MSU Extension Agent. In short, Southern Jefferson County and Northern Madison County are clearly a "Community of Interest", and should remain together.

Jefferson County is located between three large, urban counties, Lewis and Clark, Butte/Silver Bow, and Gallatin. It is important that we keep our own district so that we can maintain our proud identity. Please keep Jefferson County as whole as possible and allow a portion of Southern Jefferson County to remain with their "Community of Interest" in Northern Madison County.

Thank you for your consideration.

Name

Judith M. Hedegaard (Judith M. Hedegaard)

Address

PO Box 333 Whitehall Mt. 59759

TO THE MONTANA DISTRICTING AND APPORTIONMENT COMMISSION
PO Box 201706
Helena, MT 59620-1706

districting@mt.gov

FAX: 406-444-3036

Dear Commissioners,

As a resident of Jefferson County, I am totally opposed to having Jefferson County split up for the benefit of Butte/Silver Bow County. Each of the four plans submitted by the Montana Districting and Apportionment Commission and the plan submitted by the Democrats on the Commission all put some portion of Jefferson County into Butte/Silver Bow County. This is simply unacceptable.

If you are going to consider the three discretionary criteria you set up at the beginning of this process, you will understand why none of these proposals make any sense.

- 1.) Following the lines of political units. Jefferson County is about 1,500 people over the ideal district size. Since our existing district is most of Jefferson County, we should start there and make every effort to keep Jefferson County as whole as possible, the remaining population staying with its "Community of Interest" in Madison County.
- 2.) Following geographic boundaries. The Continental Divide separates Jefferson and Butte/Silver Bow Counties. That is a very distinct geographic boundary between our counties that should be respected.
- 3.) Keeping communities of interest intact. Many people live in Jefferson County because they don't want the impacts and influences of urban areas. Most of Jefferson County should be one district, with an area of the county South of Interstate 90 remaining as part of the district that represents Madison County. The Whitehall Elementary and Whitehall High School District both include portions of Madison County. The Jefferson Valley Rural Fire District also extends into Madison County. Kids from Jefferson County participate in 4-H and the Madison County Fair in Twin Bridges. Jefferson and Madison Counties share an MSU Extension Agent. In short, Southern Jefferson County and Northern Madison County are clearly a "Community of Interest", and should remain together.

Jefferson County is located between three large, urban counties, Lewis and Clark, Butte/Silver Bow, and Gallatin. It is important that we keep our own district so that we can maintain our proud identity. Please keep Jefferson County as whole as possible and allow a portion of Southern Jefferson County to remain with their "Community of Interest" in Northern Madison County.

Thank you for your consideration.

Name Ervin L. Hedegaard (ERVIN L. HEDEGAARD)

Address PO Box 333, Whitehall, MT 59759

TO THE MONTANA DISTRICTING AND APPORTIONMENT COMMISSION
PO Box 201706
Helena, MT 59620-1706

districting@mt.gov

FAX: 406-444-3036

Dear Commissioners,

As a resident of Jefferson County, I am totally opposed to having Jefferson County split up for the benefit of Butte/Silver Bow County. Each of the four plans submitted by the Montana Districting and Apportionment Commission and the plan submitted by the Democrats on the Commission all put some portion of Jefferson County into Butte/Silver Bow County. This is simply unacceptable.

If you are going to consider the three discretionary criteria you set up at the beginning of this process, you will understand why none of these proposals make any sense.

- 1.) Following the lines of political units. Jefferson County is about 1,500 people over the ideal district size. Since our existing district is most of Jefferson County, we should start there and make every effort to keep Jefferson County as whole as possible, the remaining population staying with its "Community of Interest" in Madison County.
- 2.) Following geographic boundaries. The Continental Divide separates Jefferson and Butte/Silver Bow Counties. That is a very distinct geographic boundary between our counties that should be respected.
- 3.) Keeping communities of interest intact. Many people live in Jefferson County because they don't want the impacts and influences of urban areas. Most of Jefferson County should be one district, with an area of the county South of Interstate 90 remaining as part of the district that represents Madison County. The Whitehall Elementary and Whitehall High School District both include portions of Madison County. The Jefferson Valley Rural Fire District also extends into Madison County. Kids from Jefferson County participate in 4-H and the Madison County Fair in Twin Bridges. Jefferson and Madison Counties share an MSU Extension Agent. In short, Southern Jefferson County and Northern Madison County are clearly a "Community of Interest", and should remain together.

Jefferson County is located between three large, urban counties, Lewis and Clark, Butte/Silver Bow, and Gallatin. It is important that we keep our own district so that we can maintain our proud identity. Please keep Jefferson County as whole as possible and allow a portion of Southern Jefferson County to remain with their "Community of Interest" in Northern Madison County.

Thank you for your consideration.

Name Linda Aspin

Address 20 Rocky, White

Whitehall, MT 59759

TO THE MONTANA DISTRICTING AND APPORTIONMENT COMMISSION
PO Box 201706
Helena, MT 59620-1706

districting@mt.gov

FAX: 406-444-3036

Dear Commissioners,

As a resident of Jefferson County, I am totally opposed to having Jefferson County split up for the benefit of Butte/Silver Bow County. Each of the four plans submitted by the Montana Districting and Apportionment Commission and the plan submitted by the Democrats on the Commission all put some portion of Jefferson County into Butte/Silver Bow County. This is simply unacceptable.

If you are going to consider the three discretionary criteria you set up at the beginning of this process, you will understand why none of these proposals make any sense.

- 1.) Following the lines of political units. Jefferson County is about 1,500 people over the ideal district size. Since our existing district is most of Jefferson County, we should start there and make every effort to keep Jefferson County as whole as possible, the remaining population staying with its "Community of Interest" in Madison County.
- 2.) Following geographic boundaries. The Continental Divide separates Jefferson and Butte/Silver Bow Counties. That is a very distinct geographic boundary between our counties that should be respected.
- 3.) Keeping communities of interest intact. Many people live in Jefferson County because they don't want the impacts and influences of urban areas. Most of Jefferson County should be one district, with an area of the county South of Interstate 90 remaining as part of the district that represents Madison County. The Whitehall Elementary and Whitehall High School District both include portions of Madison County. The Jefferson Valley Rural Fire District also extends into Madison County. Kids from Jefferson County participate in 4-H and the Madison County Fair in Twin Bridges. Jefferson and Madison Counties share an MSU Extension Agent. In short, Southern Jefferson County and Northern Madison County are clearly a "Community of Interest", and should remain together.

Jefferson County is located between three large, urban counties, Lewis and Clark, Butte/Silver Bow, and Gallatin. It is important that we keep our own district so that we can maintain our proud identity. Please keep Jefferson County as whole as possible and allow a portion of Southern Jefferson County to remain with their "Community of Interest" in Northern Madison County.

Thank you for your consideration.

Name

Ronald D. Jay

Address

*20 Rocky Mountain Dr., Whitehall, MT
59759*

TO THE MONTANA DISTRICTING AND APPORTIONMENT COMMISSION
P.O. BOX 201706 HELENA, MT 59620-1706
districting@mt.gov FAX 406-444-3036

Dear Commissioners,

As a resident of Jefferson County, I am totally opposed to having Jefferson County split up for the benefit of Butte/Silver Bow County. Each of the four plans submitted by the Montana Districting and Apportionment Commission and the plan submitted by the Democrats on the Commission all put some portion of Jefferson County into Butte/Silver Bow County. This is simply unacceptable.

If you are going to consider the three discretionary criteria you set up at the beginning of this process, you will understand why none of these proposals make any sense.

- 1.) Following the lines of political units. Jefferson County is about 1,500 people over the ideal district size. Since our existing district is most of Jefferson County, we should start there and make every effort to keep Jefferson County as whole as possible, the remain population staying with its Community of Interest in Madison County .
- 2.) Following geographic boundaries. The Continental Divide separates Jefferson and Butte/Silver Bow Counties. That is a very distinct geographic boundary between our counties that should be respected.
- 3.) Keeping communities of interest intact. Many people live in Jefferson County because they don't want the impacts and influences of urban areas. Most of Jefferson County should be one district, with an area of the county South of Interstate 90 remaining as part of the district that represents Madison County. The Whitehall Elementary and Whitehall High School District both include portions of Madison County. The Jefferson Valley Rural Fire District also extends into Madison County. Kids from Jefferson County participate in 4-H and the Madison County Fair in Twin Bridges. Jefferson and Madison Counties share an MSU Extension Agent. In short, Southern Jefferson County and Northern Madison County are clearly a "Community of Interest", and should remain together.

Jefferson County is located between three large urban counties, Lewis and Clark, Butte/Silver Bow, and Gallatin. It is important that we keep our own district so that we can maintain our proud identity. Please keep Jefferson County as whole as possible and allow a portion of Southern Jefferson County to remain with their "Community of Interest" in Northern Madison County.

Thank you for your consideration.

Name

Jim & Vickie Raabertsen

Address

313 1ST ST, EAST / PO 1143 WHITEHALL MT

P.S. IF WE NEEDED INFLUENCE FROM 59759 BUTTE, WE WOULD MOVE TO BUTTE!!

TO THE MONTANA DISTRICTING AND APPORTIONMENT COMMISSION
P.O. BOX 201706 HELENA, MT 59620-1706
districting@mt.gov FAX 406-444-3036

Dear Commissioners,

As a resident of Jefferson County, I am totally opposed to having Jefferson County split up for the benefit of Butte/Silver Bow County. Each of the four plans submitted by the Montana Districting and Apportionment Commission and the plan submitted by the Democrats on the Commission all put some portion of Jefferson County into Butte/Silver Bow County. This is simply unacceptable.

If you are going to consider the three discretionary criteria you set up at the beginning of this process, you will understand why none of these proposals make any sense.

- 1.) Following the lines of political units. Jefferson County is about 1,500 people over the ideal district size. Since our existing district is most of Jefferson County, we should start there and make every effort to keep Jefferson County as whole as possible, the remain population staying with its Community of Interest in Madison County.
- 2.) Following geographic boundaries. The Continental Divide separates Jefferson and Butte/Silver Bow Counties. That is a very distinct geographic boundary between our counties that should be respected.
- 3.) Keeping communities of interest intact. Many people live in Jefferson County because they don't want the impacts and influences of urban areas. Most of Jefferson County should be one district, with an area of the county South of Interstate 90 remaining as part of the district that represents Madison County. The Whitehall Elementary and Whitehall High School District both include portions of Madison County. The Jefferson Valley Rural Fire District also extends into Madison County. Kids from Jefferson County participate in 4-H and the Madison County Fair in Twin Bridges. Jefferson and Madison Counties share an MSU Extension Agent. In short, Southern Jefferson County and Northern Madison County are clearly a "Community of Interest", and should remain together.

Jefferson County is located between three large urban counties, Lewis and Clark, Butte/Silver Bow, and Gallatin. It is important that we keep our own district so that we can maintain our proud identity. Please keep Jefferson County as whole as possible and allow a portion of Southern Jefferson County to remain with their "Community of Interest" in Northern Madison County.

Thank you for your consideration.

Name

Address

Cynthia M. Smith Nix
POB 1164 Boulder, MT 59632

TO THE MONTANA DISTRICTING AND APPORTIONMENT COMMISSION
P.O. BOX 201706 HELENA, MT 59620-1706
districting@mt.gov FAX 406-444-3036

Dear Commissioners,

As a resident of Jefferson County, I am totally opposed to having Jefferson County split up for the benefit of Butte/Silver Bow County. Each of the four plans submitted by the Montana Districting and Apportionment Commission and the plan submitted by the Democrats on the Commission all put some portion of Jefferson County into Butte/Silver Bow County. This is simply unacceptable.

If you are going to consider the three discretionary criteria you set up at the beginning of this process, you will understand why none of these proposals make any sense.

- 1.) Following the lines of political units. Jefferson County is about 1,500 people over the ideal district size. Since our existing district is most of Jefferson County, we should start there and make every effort to keep Jefferson County as whole as possible, the remain population staying with its Community of Interest in Madison County .
- 2.) Following geographic boundaries. The Continental Divide separates Jefferson and Butte/Silver Bow Counties. That is a very distinct geographic boundary between our counties that should be respected.
- 3.) Keeping communities of interest intact. Many people live in Jefferson County because they don't want the impacts and influences of urban areas. Most of Jefferson County should be one district, with an area of the county South of Interstate 90 remaining as part of the district that represents Madison County. The Whitehall Elementary and Whitehall High School District both include portions of Madison County. The Jefferson Valley Rural Fire District also extends into Madison County. Kids from Jefferson County participate in 4-H and the Madison County Fair in Twin Bridges. Jefferson and Madison Counties share an MSU Extension Agent. In short, Southern Jefferson County and Northern Madison County are clearly a "Community of Interest", and should remain together.

Jefferson County is located between three large urban counties, Lewis and Clark, Butte/Silver Bow, and Gallatin. It is important that we keep our own district so that we can maintain our proud identity. Please keep Jefferson County as whole as possible and allow a portion of Southern Jefferson County to remain with their "Community of Interest" in Northern Madison County.

Thank you for your consideration.

Name

Evelyn Edmister

Address

Box 122 Whitehall, MT 59759

RECEIVED

TO THE MONTANA DISTRICTING AND APPORTIONMENT COMMISSION
PO Box 201706
Helena, MT 59620-1706

APR 04 2012

Montana Legislative
Services Division

districting@mt.gov

FAX: 406-444-3036

Dear Commissioners,

As a resident of Jefferson County, I am totally opposed to having Jefferson County split up for the benefit of Butte/Silver Bow County. Each of the four plans submitted by the Montana Districting and Apportionment Commission and the plan submitted by the Democrats on the Commission all put some portion of Jefferson County into Butte/Silver Bow County. This is simply unacceptable.

If you are going to consider the three discretionary criteria you set up at the beginning of this process, you will understand why none of these proposals make any sense.

- 1.) Following the lines of political units. Jefferson County is about 1,500 people over the ideal district size. Since our existing district is most of Jefferson County, we should start there and make every effort to keep Jefferson County as whole as possible, the remaining population staying with its "Community of Interest" in Madison County.
- 2.) Following geographic boundaries. The Continental Divide separates Jefferson and Butte/Silver Bow Counties. That is a very distinct geographic boundary between our counties that should be respected.
- 3.) Keeping communities of interest intact. Many people live in Jefferson County because they don't want the impacts and influences of urban areas. Most of Jefferson County should be one district, with an area of the county South of Interstate 90 remaining as part of the district that represents Madison County. The Whitehall Elementary and Whitehall High School District both include portions of Madison County. The Jefferson Valley Rural Fire District also extends into Madison County. Kids from Jefferson County participate in 4-H and the Madison County Fair in Twin Bridges. Jefferson and Madison Counties share an MSU Extension Agent. In short, Southern Jefferson County and Northern Madison County are clearly a "Community of Interest", and should remain together.

Jefferson County is located between three large, urban counties, Lewis and Clark, Butte/Silver Bow, and Gallatin. It is important that we keep our own district so that we can maintain our proud identity. Please keep Jefferson County as whole as possible and allow a portion of Southern Jefferson County to remain with their "Community of Interest" in Northern Madison County.

I support the Jefferson County Proposed Legislative District Map.

Thank you for your consideration.

Name



Address



RICHARD A SHEPARD
PO BOX 1006
WHITEHALL MT 59759-1006

TO THE MONTANA DISTRICTING AND APPORTIONMENT COMMISSION **RECEIVED**
PO Box 201706
Helena, MT 59620-1706

APR 04 2012
Montana Legislative
Services Division

districting@mt.gov

FAX: 406-444-3036

Dear Commissioners,

As a resident of Jefferson County, I am totally opposed to having Jefferson County split up for the benefit of Butte/Silver Bow County. Each of the four plans submitted by the Montana Districting and Apportionment Commission and the plan submitted by the Democrats on the Commission all put some portion of Jefferson County into Butte/Silver Bow County. This is simply unacceptable.

If you are going to consider the three discretionary criteria you set up at the beginning of this process, you will understand why none of these proposals make any sense.

- 1.) Following the lines of political units. Jefferson County is about 1,500 people over the ideal district size. Since our existing district is most of Jefferson County, we should start there and make every effort to keep Jefferson County as whole as possible, the remaining population staying with its "Community of Interest" in Madison County.
- 2.) Following geographic boundaries. The Continental Divide separates Jefferson and Butte/Silver Bow Counties. That is a very distinct geographic boundary between our counties that should be respected.
- 3.) Keeping communities of interest intact. Many people live in Jefferson County because they don't want the impacts and influences of urban areas. Most of Jefferson County should be one district, with an area of the county South of Interstate 90 remaining as part of the district that represents Madison County. The Whitehall Elementary and Whitehall High School District both include portions of Madison County. The Jefferson Valley Rural Fire District also extends into Madison County. Kids from Jefferson County participate in 4-H and the Madison County Fair in Twin Bridges. Jefferson and Madison Counties share an MSU Extension Agent. In short, Southern Jefferson County and Northern Madison County are clearly a "Community of Interest", and should remain together.

Jefferson County is located between three large, urban counties, Lewis and Clark, Butte/Silver Bow, and Gallatin. It is important that we keep our own district so that we can maintain our proud identity. Please keep Jefferson County as whole as possible and allow a portion of Southern Jefferson County to remain with their "Community of Interest" in Northern Madison County.

I support the Jefferson County Proposed Legislative District Map.

Thank you for your consideration.

Name

Celeste E. Shepard

Address



Ms. Celeste Shepard
PO Box 1006
Whitehall, MT 59759

TO THE MONTANA DISTRICTING AND APPORTIONMENT COMMISSION
PO Box 201706
Helena, MT 59620-1706

RECEIVED

APR 11 2012

Montana Legislative
Services Division

districting@mt.gov

FAX: 406-444-3036

Dear Commissioners,

As a resident of Jefferson County, I am totally opposed to having Jefferson County split up for the benefit of Butte/Silver Bow County. Each of the four plans submitted by the Montana Districting and Apportionment Commission and the plan submitted by the Democrats on the Commission all put some portion of Jefferson County into Butte/Silver Bow County. This is simply unacceptable.

If you are going to consider the three discretionary criteria you set up at the beginning of this process, you will understand why none of these proposals make any sense.

- 1.) Following the lines of political units. Jefferson County is about 1,500 people over the ideal district size. Since our existing district is most of Jefferson County, we should start there and make every effort to keep Jefferson County as whole as possible, the remaining population staying with its "Community of Interest" in Madison County.
- 2.) Following geographic boundaries. The Continental Divide separates Jefferson and Butte/Silver Bow Counties. That is a very distinct geographic boundary between our counties that should be respected.
- 3.) Keeping communities of interest intact. Many people live in Jefferson County because they don't want the impacts and influences of urban areas. Most of Jefferson County should be one district, with an area of the county South of Interstate 90 remaining as part of the district that represents Madison County. The Whitehall Elementary and Whitehall High School District both include portions of Madison County. The Jefferson Valley Rural Fire District also extends into Madison County. Kids from Jefferson County participate in 4-H and the Madison County Fair in Twin Bridges. Jefferson and Madison Counties share an MSU Extension Agent. In short, Southern Jefferson County and Northern Madison County are clearly a "Community of Interest", and should remain together.

Jefferson County is located between three large, urban counties, Lewis and Clark, Butte/Silver Bow, and Gallatin. It is important that we keep our own district so that we can maintain our proud identity. Please keep Jefferson County as whole as possible and allow a portion of Southern Jefferson County to remain with their "Community of Interest" in Northern Madison County.

Thank you for your consideration.

Name Carol Halverson Carol Halverson

Address 54 Kountz Road, Whitehall, MT 59759-9748

TO THE MONTANA DISTRICTING AND APPORTIONMENT COMMISSION
PO Box 201706
Helena, MT 59620-1706

RECEIVED

APR 11 2012

Montana Legislative
Services Division

districting@mt.gov

FAX: 406-444-3036

Dear Commissioners,

As a resident of Jefferson County, I am totally opposed to having Jefferson County split up for the benefit of Butte/Silver Bow County. Each of the four plans submitted by the Montana Districting and Apportionment Commission and the plan submitted by the Democrats on the Commission all put some portion of Jefferson County into Butte/Silver Bow County. This is simply unacceptable.

If you are going to consider the three discretionary criteria you set up at the beginning of this process, you will understand why none of these proposals make any sense.

- 1.) Following the lines of political units. Jefferson County is about 1,500 people over the ideal district size. Since our existing district is most of Jefferson County, we should start there and make every effort to keep Jefferson County as whole as possible, the remaining population staying with its "Community of Interest" in Madison County.
- 2.) Following geographic boundaries. The Continental Divide separates Jefferson and Butte/Silver Bow Counties. That is a very distinct geographic boundary between our counties that should be respected.
- 3.) Keeping communities of interest intact. Many people live in Jefferson County because they don't want the impacts and influences of urban areas. Most of Jefferson County should be one district, with an area of the county South of Interstate 90 remaining as part of the district that represents Madison County. The Whitehall Elementary and Whitehall High School District both include portions of Madison County. The Jefferson Valley Rural Fire District also extends into Madison County. Kids from Jefferson County participate in 4-H and the Madison County Fair in Twin Bridges. Jefferson and Madison Counties share an MSU Extension Agent. In short, Southern Jefferson County and Northern Madison County are clearly a "Community of Interest", and should remain together.

Jefferson County is located between three large, urban counties, Lewis and Clark, Butte/Silver Bow, and Gallatin. It is important that we keep our own district so that we can maintain our proud identity. Please keep Jefferson County as whole as possible and allow a portion of Southern Jefferson County to remain with their "Community of Interest" in Northern Madison County.

Thank you for your consideration.

Name Carl O. Halvorson CARL O. HALVORSON

Address 54 Kountz Rd, Whitehall, MT 59759

TO THE MONTANA DISTRICTING AND APPORTIONMENT COMMISSION
P.O. BOX 201706 HELENA, MT 59620-1706
districting@mt.gov FAX 406-444-3036

RECEIVED

APR 11 2012

Montana Legislative
Services Division

Dear Commissioners,

As a resident of Jefferson County, I am totally opposed to having Jefferson County split up for the benefit of Butte/Silver Bow County. Each of the four plans submitted by the Montana Districting and Apportionment Commission and the plan submitted by the Democrats on the Commission all put some portion of Jefferson County into Butte/Silver Bow County. This is simply unacceptable.

If you are going to consider the three discretionary criteria you set up at the beginning of this process, you will understand why none of these proposals make any sense.

- 1.) Following the lines of political units. Jefferson County is about 1,500 people over the ideal district size. Since our existing district is most of Jefferson County, we should start there and make every effort to keep Jefferson County as whole as possible, the remain population staying with its Community of Interest in Madison County .
- 2.) Following geographic boundaries. The Continental Divide separates Jefferson and Butte/Silver Bow Counties. That is a very distinct geographic boundary between our counties that should be respected.
- 3.) Keeping communities of interest intact. Many people live in Jefferson County because they don't want the impacts and influences of urban areas. Most of Jefferson County should be one district, with an area of the county South of Interstate 90 remaining as part of the district that represents Madison County. The Whitehall Elementary and Whitehall High School District both include portions of Madison County. The Jefferson Valley Rural Fire District also extends into Madison County. Kids from Jefferson County participate in 4-H and the Madison County Fair in Twin Bridges. Jefferson and Madison Counties share an MSU Extension Agent. In short, Southern Jefferson County and Northern Madison County are clearly a "Community of Interest", and should remain together.

Jefferson County is located between three large urban counties, Lewis and Clark, Butte/Silver Bow, and Gallatin. It is important that we keep our own district so that we can maintain our proud identity. Please keep Jefferson County as whole as possible and allow a portion of Southern Jefferson County to remain with their "Community of Interest" in Northern Madison County.

Thank you for your consideration.

Name

Karl Kimberling Karl F. Kimberling

Address

23 Dinsmore Lane, Whitehall, MT 59759

RECEIVED

TO THE MONTANA DISTRICTING AND APPORTIONMENT COMMISSION
P.O. BOX 201706 HELENA, MT 59620-1706
districting@mt.gov FAX 406-444-3036

APR 11 2012
Montana Legislative
Services Division

Dear Commissioners,

As a resident of Jefferson County, I am totally opposed to having Jefferson County split up for the benefit of Butte/Silver Bow County. Each of the four plans submitted by the Montana Districting and Apportionment Commission and the plan submitted by the Democrats on the Commission all put some portion of Jefferson County into Butte/Silver Bow County. This is simply unacceptable.

If you are going to consider the three discretionary criteria you set up at the beginning of this process, you will understand why none of these proposals make any sense.

- 1.) Following the lines of political units. Jefferson County is about 1,500 people over the ideal district size. Since our existing district is most of Jefferson County, we should start there and make every effort to keep Jefferson County as whole as possible, the remain population staying with its Community of Interest in Madison County .
- 2.) Following geographic boundaries. The Continental Divide separates Jefferson and Butte/Silver Bow Counties. That is a very distinct geographic boundary between our counties that should be respected.
- 3.) Keeping communities of interest intact. Many people live in Jefferson County because they don't want the impacts and influences of urban areas. Most of Jefferson County should be one district, with an area of the county South of Interstate 90 remaining as part of the district that represents Madison County. The Whitehall Elementary and Whitehall High School District both include portions of Madison County. The Jefferson Valley Rural Fire District also extends into Madison County. Kids from Jefferson County participate in 4-H and the Madison County Fair in Twin Bridges. Jefferson and Madison Counties share an MSU Extension Agent. In short, Southern Jefferson County and Northern Madison County are clearly a "Community of Interest", and should remain together.

Jefferson County is located between three large urban counties, Lewis and Clark, Butte/Silver Bow, and Gallatin. It is important that we keep our own district so that we can maintain our proud identity. Please keep Jefferson County as whole as possible and allow a portion of Southern Jefferson County to remain with their "Community of Interest" in Northern Madison County.

Thank you for your consideration.

Name April Kimberling
Address 23 Dinsmore Lane, Whitehall, MT 59759

TO THE MONTANA DISTRICTING AND APPORTIONMENT COMMISSION
P.O. BOX 201706 HELENA, MT 59620-1706
districting@mt.gov FAX 406-444-3036

Dear Commissioners,

As a resident of Jefferson County, I am totally opposed to having Jefferson County split up for the benefit of Butte/Silver Bow County. Each of the four plans submitted by the Montana Districting and Apportionment Commission and the plan submitted by the Democrats on the Commission all put some portion of Jefferson County into Butte/Silver Bow County. This is simply unacceptable.

If you are going to consider the three discretionary criteria you set up at the beginning of this process, you will understand why none of these proposals make any sense.

- 1.) Following the lines of political units. Jefferson County is about 1,500 people over the ideal district size. Since our existing district is most of Jefferson County, we should start there and make every effort to keep Jefferson County as whole as possible, the remain population staying with its Community of Interest in Madison County .
- 2.) Following geographic boundaries. The Continental Divide separates Jefferson and Butte/Silver Bow Counties. That is a very distinct geographic boundary between our counties that should be respected.
- 3.) Keeping communities of interest intact. Many people live in Jefferson County because they don't want the impacts and influences of urban areas. Most of Jefferson County should be one district, with an area of the county South of Interstate 90 remaining as part of the district that represents Madison County. The Whitehall Elementary and Whitehall High School District both include portions of Madison County. The Jefferson Valley Rural Fire District also extends into Madison County. Kids from Jefferson County participate in 4-H and the Madison County Fair in Twin Bridges. Jefferson and Madison Counties share an MSU Extension Agent. In short, Southern Jefferson County and Northern Madison County are clearly a "Community of Interest", and should remain together.

Jefferson County is located between three large urban counties, Lewis and Clark, Butte/Silver Bow, and Gallatin. It is important that we keep our own district so that we can maintain our proud identity. Please keep Jefferson County as whole as possible and allow a portion of Southern Jefferson County to remain with their "Community of Interest" in Northern Madison County.

Thank you for your consideration.

Name Shirley Young

Address P.O. 744 / Boulder, MT. 59632

TO THE MONTANA DISTRICTING AND APPORTIONMENT COMMISSION
P.O. BOX 201706 HELENA, MT 59620-1706
districting@mt.gov FAX 406-444-3036

Dear Commissioners,

As a resident of Jefferson County, I am totally opposed to having Jefferson County split up for the benefit of Butte/Silver Bow County. Each of the four plans submitted by the Montana Districting and Apportionment Commission and the plan submitted by the Democrats on the Commission all put some portion of Jefferson County into Butte/Silver Bow County. This is simply unacceptable.

If you are going to consider the three discretionary criteria you set up at the beginning of this process, you will understand why none of these proposals make any sense.

- 1.) Following the lines of political units. Jefferson County is about 1,500 people over the ideal district size. Since our existing district is most of Jefferson County, we should start there and make every effort to keep Jefferson County as whole as possible, the remain population staying with its Community of Interest in Madison County .
- 2.) Following geographic boundaries. The Continental Divide separates Jefferson and Butte/Silver Bow Counties. That is a very distinct geographic boundary between our counties that should be respected.
- 3.) Keeping communities of interest intact. Many people live in Jefferson County because they don't want the impacts and influences of urban areas. Most of Jefferson County should be one district, with an area of the county South of Interstate 90 remaining as part of the district that represents Madison County. The Whitehall Elementary and Whitehall High School District both include portions of Madison County. The Jefferson Valley Rural Fire District also extends into Madison County. Kids from Jefferson County participate in 4-H and the Madison County Fair in Twin Bridges. Jefferson and Madison Counties share an MSU Extension Agent. In short, Southern Jefferson County and Northern Madison County are clearly a "Community of Interest", and should remain together.

Jefferson County is located between three large urban counties, Lewis and Clark, Butte/Silver Bow, and Gallatin. It is important that we keep our own district so that we can maintain our proud identity. Please keep Jefferson County as whole as possible and allow a portion of Southern Jefferson County to remain with their "Community of Interest" in Northern Madison County.

Thank you for your consideration.

Name

Jimmy C. Nichols

Address

149 FISH CR ROAD WHITEHALL, MT 59759

TO THE MONTANA DISTRICTING AND APPORTIONMENT COMMISSION
P.O. BOX 201706 HELENA, MT 59620-1706
districting@mt.gov FAX 406-444-3036

Dear Commissioners,

As a resident of Jefferson County, I am totally opposed to having Jefferson County split up for the benefit of Butte/Silver Bow County. Each of the four plans submitted by the Montana Districting and Apportionment Commission and the plan submitted by the Democrats on the Commission all put some portion of Jefferson County into Butte/Silver Bow County. This is simply unacceptable.

If you are going to consider the three discretionary criteria you set up at the beginning of this process, you will understand why none of these proposals make any sense.

- 1.) Following the lines of political units. Jefferson County is about 1,500 people over the ideal district size. Since our existing district is most of Jefferson County, we should start there and make every effort to keep Jefferson County as whole as possible, the remain population staying with its Community of Interest in Madison County .
- 2.) Following geographic boundaries. The Continental Divide separates Jefferson and Butte/Silver Bow Counties. That is a very distinct geographic boundary between our counties that should be respected.
- 3.) Keeping communities of interest intact. Many people live in Jefferson County because they don't want the impacts and influences of urban areas. Most of Jefferson County should be one district, with an area of the county South of Interstate 90 remaining as part of the district that represents Madison County. The Whitehall Elementary and Whitehall High School District both include portions of Madison County. The Jefferson Valley Rural Fire District also extends into Madison County. Kids from Jefferson County participate in 4-H and the Madison County Fair in Twin Bridges. Jefferson and Madison Counties share an MSU Extension Agent. In short, Southern Jefferson County and Northern Madison County are clearly a "Community of Interest", and should remain together.

Jefferson County is located between three large urban counties, Lewis and Clark, Butte/Silver Bow, and Gallatin. It is important that we keep our own district so that we can maintain our proud identity. Please keep Jefferson County as whole as possible and allow a portion of Southern Jefferson County to remain with their "Community of Interest" in Northern Madison County.

Thank you for your consideration.

Name

Ellen Orlean Nichols

Address

149 Fish Creek Road - Whitehall, Mt. 59759

TO THE MONTANA DISTRICTING AND APPORTIONMENT COMMISSION
P.O. BOX 201706 HELENA, MT 59620-1706
districting@mt.gov FAX 406-444-3036

Dear Commissioners,

As a resident of Jefferson County, I am totally opposed to having Jefferson County split up for the benefit of Butte/Silver Bow County. Each of the four plans submitted by the Montana Districting and Apportionment Commission and the plan submitted by the Democrats on the Commission all put some portion of Jefferson County into Butte/Silver Bow County. This is simply unacceptable.

If you are going to consider the three discretionary criteria you set up at the beginning of this process, you will understand why none of these proposals make any sense.

- 1.) Following the lines of political units. Jefferson County is about 1,500 people over the ideal district size. Since our existing district is most of Jefferson County, we should start there and make every effort to keep Jefferson County as whole as possible, the remain population staying with its Community of Interest in Madison County .
- 2.) Following geographic boundaries. The Continental Divide separates Jefferson and Butte/Silver Bow Counties. That is a very distinct geographic boundary between our counties that should be respected.
- 3.) Keeping communities of interest intact. Many people live in Jefferson County because they don't want the impacts and influences of urban areas. Most of Jefferson County should be one district, with an area of the county South of Interstate 90 remaining as part of the district that represents Madison County. The Whitehall Elementary and Whitehall High School District both include portions of Madison County. The Jefferson Valley Rural Fire District also extends into Madison County. Kids from Jefferson County participate in 4-H and the Madison County Fair in Twin Bridges. Jefferson and Madison Counties share an MSU Extension Agent. In short, Southern Jefferson County and Northern Madison County are clearly a "Community of Interest", and should remain together.

Jefferson County is located between three large urban counties, Lewis and Clark, Butte/Silver Bow, and Gallatin. It is important that we keep our own district so that we can maintain our proud identity. Please keep Jefferson County as whole as possible and allow a portion of Southern Jefferson County to remain with their "Community of Interest" in Northern Madison County.

Thank you for your consideration.

Name:

Address:

Ron + Yvonne Benson
Box 567 - Whitehall, MT 59759

TO THE MONTANA DISTRICTING AND APPORTIONMENT COMMISSION
P.O. BOX 201706 HELENA, MT 59620-1706
districting@mt.gov FAX 406-444-3036

RECEIVED

APR 09 2012

Montana Legislative
Services Division

Dear Commissioners,

As a resident of Jefferson County, I am totally opposed to having Jefferson County split up for the benefit of Butte/Silver Bow County. Each of the four plans submitted by the Montana Districting and Apportionment Commission and the plan submitted by the Democrats on the Commission all put some portion of Jefferson County into Butte/Silver Bow County. This is simply unacceptable.

If you are going to consider the three discretionary criteria you set up at the beginning of this process, you will understand why none of these proposals make any sense.

- 1.) Following the lines of political units. Jefferson County is about 1,500 people over the ideal district size. Since our existing district is most of Jefferson County, we should start there and make every effort to keep Jefferson County as whole as possible, the remain population staying with its Community of Interest in Madison County .
- 2.) Following geographic boundaries. The Continental Divide separates Jefferson and Butte/Silver Bow Counties. That is a very distinct geographic boundary between our counties that should be respected.
- 3.) Keeping communities of interest intact. Many people live in Jefferson County because they don't want the impacts and influences of urban areas. Most of Jefferson County should be one district, with an area of the county South of Interstate 90 remaining as part of the district that represents Madison County. The Whitehall Elementary and Whitehall High School District both include portions of Madison County. The Jefferson Valley Rural Fire District also extends into Madison County. Kids from Jefferson County participate in 4-H and the Madison County Fair in Twin Bridges. Jefferson and Madison Counties share an MSU Extension Agent. In short, Southern Jefferson County and Northern Madison County are clearly a "Community of Interest", and should remain together.

Jefferson County is located between three large urban counties, Lewis and Clark, Butte/Silver Bow, and Gallatin. It is important that we keep our own district so that we can maintain our proud identity. Please keep Jefferson County as whole as possible and allow a portion of Southern Jefferson County to remain with their "Community of Interest" in Northern Madison County.

Thank you for your consideration.

Name Sharon A. Glass

Address 157 Parrot Castle Rd., Whitehall, MT 59759

TO THE MONTANA DISTRICTING AND APPORTIONMENT COMMISSION
P.O. BOX 201706 HELENA, MT 59620-1706
districting@mt.gov FAX 406-444-3036

RECEIVED

APR 09 2012

Montana Legislative
Services Division

Dear Commissioners,

As a resident of Jefferson County, I am totally opposed to having Jefferson County split up for the benefit of Butte/Silver Bow County. Each of the four plans submitted by the Montana Districting and Apportionment Commission and the plan submitted by the Democrats on the Commission all put some portion of Jefferson County into Butte/Silver Bow County. This is simply unacceptable.

If you are going to consider the three discretionary criteria you set up at the beginning of this process, you will understand why none of these proposals make any sense.

- 1.) Following the lines of political units. Jefferson County is about 1,500 people over the ideal district size. Since our existing district is most of Jefferson County, we should start there and make every effort to keep Jefferson County as whole as possible, the remain population staying with its Community of Interest in Madison County .
- 2.) Following geographic boundaries. The Continental Divide separates Jefferson and Butte/Silver Bow Counties. That is a very distinct geographic boundary between our counties that should be respected.
- 3.) Keeping communities of interest intact. Many people live in Jefferson County because they don't want the impacts and influences of urban areas. Most of Jefferson County should be one district, with an area of the county South of Interstate 90 remaining as part of the district that represents Madison County. The Whitehall Elementary and Whitehall High School District both include portions of Madison County. The Jefferson Valley Rural Fire District also extends into Madison County. Kids from Jefferson County participate in 4-H and the Madison County Fair in Twin Bridges. Jefferson and Madison Counties share an MSU Extension Agent. In short, Southern Jefferson County and Northern Madison County are clearly a "Community of Interest", and should remain together.

Jefferson County is located between three large urban counties, Lewis and Clark, Butte/Silver Bow, and Gallatin. It is important that we keep our own district so that we can maintain our proud identity. Please keep Jefferson County as whole as possible and allow a portion of Southern Jefferson County to remain with their "Community of Interest" in Northern Madison County.

Thank you for your consideration.

Name

Michael Quinn (Michael Quinn)

Address

94 Old Alhambra Rd Clancy

TO THE MONTANA DISTRICTING AND APPORTIONMENT COMMISSION
P.O. BOX 201706 HELENA, MT 59620-1706
districting@mt.gov FAX 406-444-3036

RECEIVED

APR 09 2012

Montana Legislative
Services Division

Dear Commissioners,

As a resident of Jefferson County, I am totally opposed to having Jefferson County split up for the benefit of Butte/Silver Bow County. Each of the four plans submitted by the Montana Districting and Apportionment Commission and the plan submitted by the Democrats on the Commission all put some portion of Jefferson County into Butte/Silver Bow County. This is simply unacceptable.

If you are going to consider the three discretionary criteria you set up at the beginning of this process, you will understand why none of these proposals make any sense.

- 1.) Following the lines of political units. Jefferson County is about 1,500 people over the ideal district size. Since our existing district is most of Jefferson County, we should start there and make every effort to keep Jefferson County as whole as possible, the remain population staying with its Community of Interest in Madison County.
- 2.) Following geographic boundaries. The Continental Divide separates Jefferson and Butte/Silver Bow Counties. That is a very distinct geographic boundary between our counties that should be respected.
- 3.) Keeping communities of interest intact. Many people live in Jefferson County because they don't want the impacts and influences of urban areas. Most of Jefferson County should be one district, with an area of the county South of Interstate 90 remaining as part of the district that represents Madison County. The Whitehall Elementary and Whitehall High School District both include portions of Madison County. The Jefferson Valley Rural Fire District also extends into Madison County. Kids from Jefferson County participate in 4-H and the Madison County Fair in Twin Bridges. Jefferson and Madison Counties share an MSU Extension Agent. In short, Southern Jefferson County and Northern Madison County are clearly a "Community of Interest", and should remain together.

Jefferson County is located between three large urban counties, Lewis and Clark, Butte/Silver Bow, and Gallatin. It is important that we keep our own district so that we can maintain our proud identity. Please keep Jefferson County as whole as possible and allow a portion of Southern Jefferson County to remain with their "Community of Interest" in Northern Madison County.

Thank you for your consideration.

Name

Mary Quinn

Address

94 OLD Alhambra RD Clancy

RECEIVED

APR 09 2012

Montana Legislative
Services Division

TO THE MONTANA DISTRICTING AND APPORTIONMENT COMMISSION
P.O. BOX 201706 HELENA, MT 59620-1706
districting@mt.gov FAX 406-444-3036

Dear Commissioners,

As a resident of Jefferson County, I am totally opposed to having Jefferson County split up for the benefit of Butte/Silver Bow County. Each of the four plans submitted by the Montana Districting and Apportionment Commission and the plan submitted by the Democrats on the Commission all put some portion of Jefferson County into Butte/Silver Bow County. This is simply unacceptable.

If you are going to consider the three discretionary criteria you set up at the beginning of this process, you will understand why none of these proposals make any sense.

- 1.) Following the lines of political units. Jefferson County is about 1,500 people over the ideal district size. Since our existing district is most of Jefferson County, we should start there and make every effort to keep Jefferson County as whole as possible, the remain population staying with its Community of Interest in Madison County .
- 2.) Following geographic boundaries. The Continental Divide separates Jefferson and Butte/Silver Bow Counties. That is a very distinct geographic boundary between our counties that should be respected.
- 3.) Keeping communities of interest intact. Many people live in Jefferson County because they don't want the impacts and influences of urban areas. Most of Jefferson County should be one district, with an area of the county South of Interstate 90 remaining as part of the district that represents Madison County. The Whitehall Elementary and Whitehall High School District both include portions of Madison County. The Jefferson Valley Rural Fire District also extends into Madison County. Kids from Jefferson County participate in 4-H and the Madison County Fair in Twin Bridges. Jefferson and Madison Counties share an MSU Extension Agent. In short, Southern Jefferson County and Northern Madison County are clearly a "Community of Interest", and should remain together.

Jefferson County is located between three large urban counties, Lewis and Clark, Butte/Silver Bow, and Gallatin. It is important that we keep our own district so that we can maintain our proud identity. Please keep Jefferson County as whole as possible and allow a portion of Southern Jefferson County to remain with their "Community of Interest" in Northern Madison County.

Thank you for your consideration.

Name

Lesmond R. Huchko

Address

26 Hwy 357 Cardwell Mt. 59721

APR 09 2012

RECEIVED

TO THE MONTANA DISTRICTING AND APPORTIONMENT COMMISSION
 P.O. BOX 201706 HELENA, MT 59620-1706
districting@mt.gov FAX 406-444-3036

Dear Commissioners,

As a resident of Jefferson County, I am totally opposed to having Jefferson County split up for the benefit of Butte/Silver Bow County. Each of the four plans submitted by the Montana Districting and Apportionment Commission and the plan submitted by the Democrats on the Commission all put some portion of Jefferson County into Butte/Silver Bow County. This is simply unacceptable.

If you are going to consider the three discretionary criteria you set up at the beginning of this process, you will understand why none of these proposals make any sense.

- 1.) Following the lines of political units. Jefferson County is about 1,500 people over the ideal district size. Since our existing district is most of Jefferson County, we should start there and make every effort to keep Jefferson County as whole as possible, the remain population staying with its Community of Interest in Madison County.
- 2.) Following geographic boundaries. The Continental Divide separates Jefferson and Butte/Silver Bow Counties. That is a very distinct geographic boundary between our counties that should be respected.
- 3.) Keeping communities of interest intact. Many people live in Jefferson County because they don't want the impacts and influences of urban areas. Most of Jefferson County should be one district, with an area of the county South of Interstate 90 remaining as part of the district that represents Madison County. The Whitehall Elementary and Whitehall High School District both include portions of Madison County. The Jefferson Valley Rural Fire District also extends into Madison County. Kids from Jefferson County participate in 4-H and the Madison County Fair in Twin Bridges. Jefferson and Madison Counties share an MSU Extension Agent. In short, Southern Jefferson County and Northern Madison County are clearly a "Community of Interest", and should remain together.

Jefferson County is located between three large urban counties, Lewis and Clark, Butte/Silver Bow, and Gallatin. It is important that we keep our own district so that we can maintain our proud identity. Please keep Jefferson County as whole as possible and allow a portion of Southern Jefferson County to remain with their "Community of Interest" in Northern Madison County.

Thank you for your consideration.

Name Susanne S. Huckaba

Address 26 Hwy 359, Cardwell, MT 59721

TO THE MONTANA DISTRICTING AND APPORTIONMENT COMMISSION
 P.O. BOX 201706 HELENA, MT 59620-1706
districting@mt.gov FAX 406-444-3036

Dear Commissioners,

As a resident of Jefferson County, I am totally opposed to having Jefferson County split up for the benefit of Butte/Silver Bow County. Each of the four plans submitted by the Montana Districting and Apportionment Commission and the plan submitted by the Democrats on the Commission all put some portion of Jefferson County into Butte/Silver Bow County. This is simply unacceptable.

If you are going to consider the three discretionary criteria you set up at the beginning of this process, you will understand why none of these proposals make any sense.

- 1.) Following the lines of political units. Jefferson County is about 1,500 people over the ideal district size. Since our existing district is most of Jefferson County, we should start there and make every effort to keep Jefferson County as whole as possible, the remain population staying with its Community of Interest in Madison County.
- 2.) Following geographic boundaries. The Continental Divide separates Jefferson and Butte/Silver Bow Counties. That is a very distinct geographic boundary between our counties that should be respected.
- 3.) Keeping communities of interest intact. Many people live in Jefferson County because they don't want the impacts and influences of urban areas. Most of Jefferson County should be one district, with an area of the county South of Interstate 90 remaining as part of the district that represents Madison County. The Whitehall Elementary and Whitehall High School District both include portions of Madison County. The Jefferson Valley Rural Fire District also extends into Madison County. Kids from Jefferson County participate in 4-H and the Madison County Fair in Twin Bridges. Jefferson and Madison Counties share an MSU Extension Agent. In short, Southern Jefferson County and Northern Madison County are clearly a "Community of Interest", and should remain together.

Jefferson County is located between three large urban counties, Lewis and Clark, Butte/Silver Bow, and Gallatin. It is important that we keep our own district so that we can maintain our proud identity. Please keep Jefferson County as whole as possible and allow a portion of Southern Jefferson County to remain with their "Community of Interest" in Northern Madison County.

Thank you for your consideration.

Name Nadine W. Johnson Nadine W. Johnson
 Address 163 Parrot Castle Rd Whitehall, MT 59759

TO THE MONTANA DISTRICTING AND APPORTIONMENT COMMISSION
 P.O. BOX 201706 HELENA, MT 59620-1706
districting@mt.gov FAX 406-444-3036

Dear Commissioners,

As a resident of Jefferson County, I am totally opposed to having Jefferson County split up for the benefit of Butte/Silver Bow County. Each of the four plans submitted by the Montana Districting and Apportionment Commission and the plan submitted by the Democrats on the Commission all put some portion of Jefferson County into Butte/Silver Bow County. This is simply unacceptable.

If you are going to consider the three discretionary criteria you set up at the beginning of this process, you will understand why none of these proposals make any sense.

- 1.) Following the lines of political units. Jefferson County is about 1,500 people over the ideal district size. Since our existing district is most of Jefferson County, we should start there and make every effort to keep Jefferson County as whole as possible, the remain population staying with its Community of Interest in Madison County .
- 2.) Following geographic boundaries. The Continental Divide separates Jefferson and Butte/Silver Bow Counties. That is a very distinct geographic boundary between our counties that should be respected.
- 3.) Keeping communities of interest intact. Many people live in Jefferson County because they don't want the impacts and influences of urban areas. Most of Jefferson County should be one district, with an area of the county South of Interstate 90 remaining as part of the district that represents Madison County. The Whitehall Elementary and Whitehall High School District both include portions of Madison County. The Jefferson Valley Rural Fire District also extends into Madison County. Kids from Jefferson County participate in 4-H and the Madison County Fair in Twin Bridges. Jefferson and Madison Counties share an MSU Extension Agent. In short, Southern Jefferson County and Northern Madison County are clearly a "Community of Interest", and should remain together.

Jefferson County is located between three large urban counties, Lewis and Clark, Butte/Silver Bow, and Gallatin. It is important that we keep our own district so that we can maintain our proud identity. Please keep Jefferson County as whole as possible and allow a portion of Southern Jefferson County to remain with their "Community of Interest" in Northern Madison County.

Thank you for your consideration.

Name

Bill Kaufman, Willis T. Kaufman Jr.

Address

163 Parrot Castle Rd. Whitehall MT. 59159

3-28-12

Weiss, Rachel

From: Katherine Haque-Hausrath [kmhausrath@gmail.com]
Sent: Wednesday, March 28, 2012 4:16 PM
To: Redistricting
Subject: Support Communities Plan

Hello,

I will be unable to attend the meeting in Helena tonight, as I put my young son to bed around the same time. However, I want to write to state that I support the Communities Plan. I am a registered voter in Helena.

I support the Communities Plan for redistricting because I believe it does a good job of providing all Montana citizens a basically equal voice in the electoral process. It is a good plan that allows for fair representation for everyone, including people of color, rural and urban voters, Republicans and Democrats, and conservationists, among other diverse groups.

I urge you to support the Communities Plan. Thank you for your consideration.

Regards,

Katherine Haque-Hausrath
Helena, Montana

Weiss, Rachel

From: RAYMOND SEDEY [scsrjs@msn.com]
Sent: Friday, April 06, 2012 9:11 AM
To: Redistricting
Subject: Jefferson County

As a concerned resident of Jefferson County, I am opposed to all redistricting options proposed by anyone other than that proposed by the Jefferson Country commisioners.

Sincerely,

Sandra C. Sedey
13 Crossfire Drive
Montana City, MT

Weiss, Rachel

From: Kurt & Diane Ward [k-d@outdrs.net]
Sent: Thursday, April 05, 2012 5:12 PM
To: Redistricting
Subject: redistricting of Southern Jefferson Co.

To whom it concerns,

For The Record -- We, Kurt and Diane Ward, residents of Jefferson Co., 916 Whitetail Rd., Whitehall, MT. -- DO NOT support ANY redistricting of Jefferson Co. that would make ANY part of Jefferson Co. part of Butte-Silver Bow!

Butte-Silver Bow's loss in population is a by-product of their politics. So they loose a legislator, so be it - That politics!! But DO NOT BREAK-UP southern Jefferson Co. (Our community) to PLAY politics!

This Concerns Us Greatly,
Kurt and Diane Ward

Weiss, Rachel

From: Melissa Kwasny [pricklypear@wildblue.net]
Sent: Wednesday, April 04, 2012 9:51 AM
To: Redistricting
Subject: Communities Plan

Dear Members of the Districting Board:

I live outside Jefferson City in northern Jefferson County. I am writing to say that I hope you support the Communities Plan for redistricting. As a resident of this county for over thirty years, I would like to see our representation in the legislature more directly reflect our populations, and I would like to see that our towns aren't divided. It is also important that candidates are knowledgeable about local issues.

Thank you,

Melissa Kwasny
Box 123
Jefferson City, MT 59638

Weiss, Rachel

From: Smith, Kevin W. [kwsmith@carroll.edu]
Sent: Wednesday, April 04, 2012 9:26 AM
To: Redistricting

I am a Jefferson County resident and voter who is totally opposed to having part of my county dominated by Butte/Silver-Bow county. Our community interests are very different from their community interests and this difference is what makes Montana diverse and "Great".

The Montana Democrat Party has put forward a plan that has TWO districts coming out of Butte. This map was drawn with the interests of their party in mind, not the interests of Jefferson County. Republicans, Independents and many Democrats in this county do not like the ideas in the Democrat plan. The so-called Communities Plan completely fractures our community.

Most of the county can be kept together in one House district. If Whitehall and Cardwell need to go into a district with Madison or rural parts of Gallatin County, that is acceptable. We are totally opposed to having districts that come out of Butte and Helena and into our county. When you look at senate pairings, please either keep Jefferson County with East Helena and the valley or join us with Broadwater as our community interests are more similar.

Kevin W. Smith
kwsmith@carroll.edu

Edward W. Regan
129 N. Cherry
Townsend, MT 59644

RECEIVED

APR 04 2012

Montana Legislative
Services Division


Montana Districting & Apportionment Commission
P.O. Box 201706
Helena, MT 59670

RE: Broadwater County Reapportionment

Dear Chairman Regnier:

As a resident of Broadwater County, I strongly prefer that my county be kept intact as one district. Having reviewed the alternatives that the Commission is considering, I would urge you to implement either the **Broadwater County Map #5** or the **Sub-division # 100 proposal**. Both these alternatives equalize population, protect minority voting rights, and preserve the rural character of our communities. Thank you.

Respectfully,



Edward W. Regan
April 3, 2012



April 3, 2012

RECEIVED

APR 04 2012

Montana Legislative
Services Division

Montana Districting & Apportionment Commission
PO Box 201706
Helena, MT 59620-1706

Jefferson Local Development Corporation (JLDC) is the lead economic development organization in Jefferson County Montana. We are an independent nonprofit organization, led by a 12 person volunteer board of directors.

In our work of promoting economic development in Jefferson County, we are keenly aware of the unique challenges and needs of developing economies in rural settings. Our circumstances and issues are vastly different from the larger communities in Montana. The current proposals divide Jefferson County and include urban areas that will make it very difficult for rural legislators to be elected. Without representation for the rural areas of our county, we believe we will not get the representation of our needs that are unique to rural areas.

For this reason, we strongly disagree with the proposed redistricting options that lump Jefferson County in with larger communities of Butte and Helena. Jefferson County is a rural community and our representation needs to reflect that. We support the proposal submitted by the Jefferson County Commission which would maintain Jefferson County intact as much as possible, providing rural residents maximum representation under one legislative district. Jefferson County's proposal would combine rural areas that have common interests such as school districts, fire districts, the shared MSU Extension office and the joint County fair held in Madison County.

Thank you for your consideration of our comments.

Sincerely,

Tara Mastel

Manager

Cc: Jefferson County Commission

JLDC is the lead economic development organization for Jefferson County, providing information, finance solutions and educational programs for businesses and community members.

309 East Legion Avenue
P.O. Box 1079
Whitehall, MT 59759

Tel 406.287.3282
Fax 406.287.3287

Email
madisonjefferson1@montana.edu
tmastel@montana.edu
harrington@montana.edu

Web <http://www.jldcmt.com/>

Weiss, Rachel

From: Bryher Herak [bryherh@msn.com]
Sent: Tuesday, April 03, 2012 7:51 AM
To: Redistricting
Subject: support for Communities Plan

Dear Districting Board:

I live in Basin Montana and am a resident of Jefferson County. I support the communities Plan for redistricting. I believe that it is the plan that keeps Jefferson County towns intact and allows us, as a town, to support candidates who know and understand local issues. This plan also gives Jefferson County fairer representation in the state legislature.

Please support the Communities Plan.

Thank you for your consideration.

Sincerely,
Julie Bryher Herak
PO Box 5
Basin, MT 59631