

Children's Mental Health Bureau Medicaid Services
Children's Mental Health Expenditure Summary by Source SFY 2014

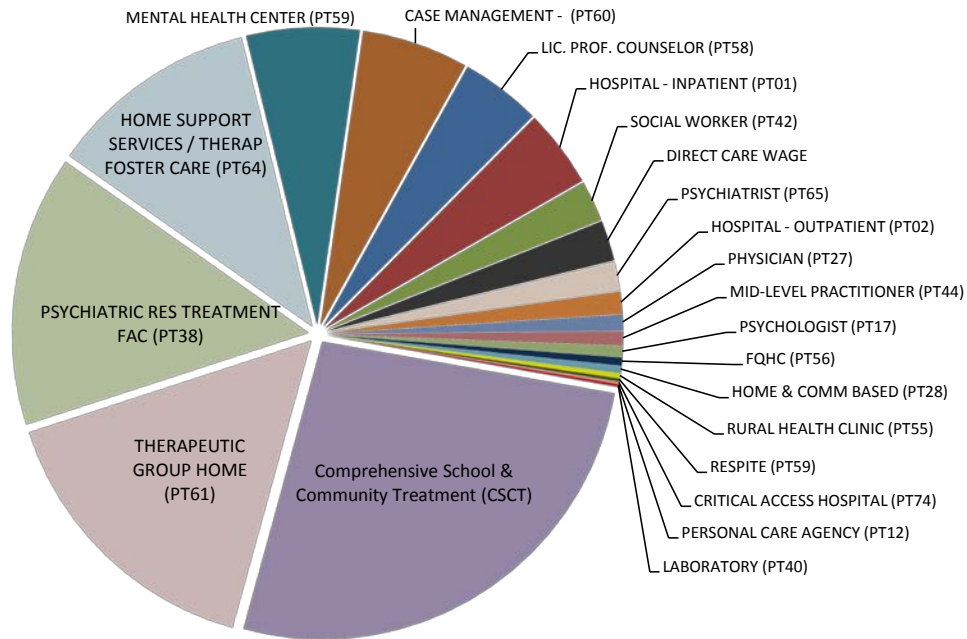
	SFY2014	SFY2014	Average
<u>Children's Mental Health (CMH)</u>	<u>Clients</u>	<u>Expenditures</u>	<u>Per Client</u>
CMH Medicaid Services	13,412	\$ 83,064,138	\$6,193
CMH Medicaid Comprehensive School & Community Treatment (CSCT)	4,528	\$ 29,301,858	\$6,471
- Subtotal CMH Medicaid Client Services	15,321	\$ 112,365,995	\$7,334
<u>Children's Mental Health Healthy MT Kids Plus (HMK+) Expansion**</u>			
HMK+ Expansion (CHIP funded through HRD)	2,166	\$ 7,860,194	\$3,629
HMK+ Expansion CSCT (funded through HRD)	734	\$ 3,483,998	\$4,747
- Subtotal HMK+ Expansion Client Mental Health Services	2,445	\$ 11,344,192	\$4,640
Mental Health Unique Clients Served / Total Expenditures	16,771	\$ 123,710,187	\$7,376

*SFY 2014 Figures as of 07/22/2015. Based on Date of Service.

**All Healthy MT Kids Plus (HMK+) Medicaid Expansion expenditures are matched with CHIP funding and the CHIP match rate. All HMK+ Medicaid expansion (CHIP funded) expenditures are paid through the Health Resources Division (HRD) and are not budgeted through the Children's Mental Health Bureau. The expenditures are shown in this section because they are mental health services managed within the Children's Mental Health Bureau. This provides the most complete picture of children's mental health services provided by DPHHS.

*** Comprehensive School & Community Treatment (CSCT) is matched with School funds. The CSCT amounts shown represent the Federal match portion only. The SFY2014 FMAP percentage is approximately 66% / 34%: the school match amount that is not shown totals \$16.7 million.

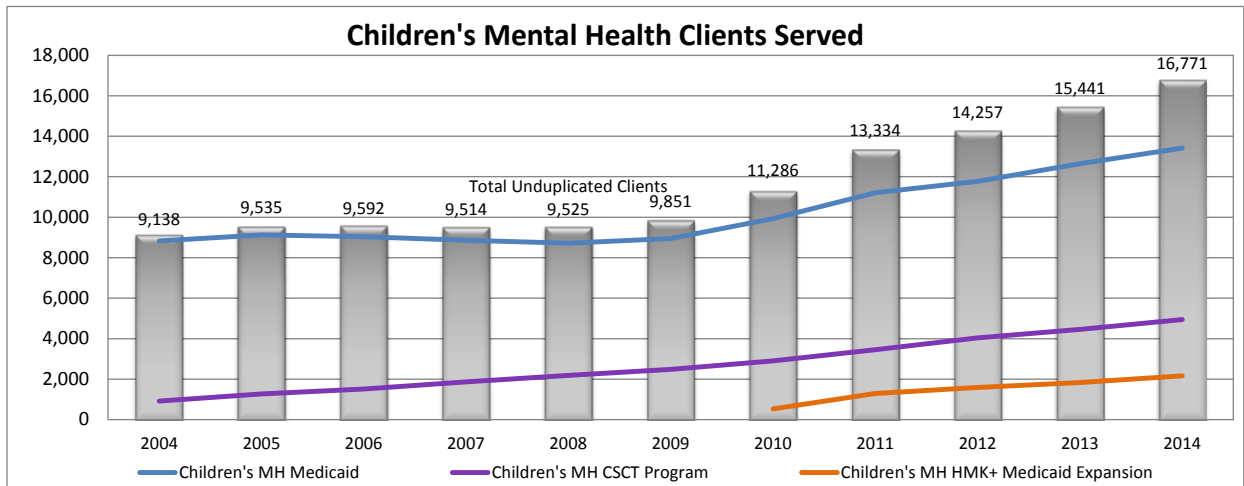
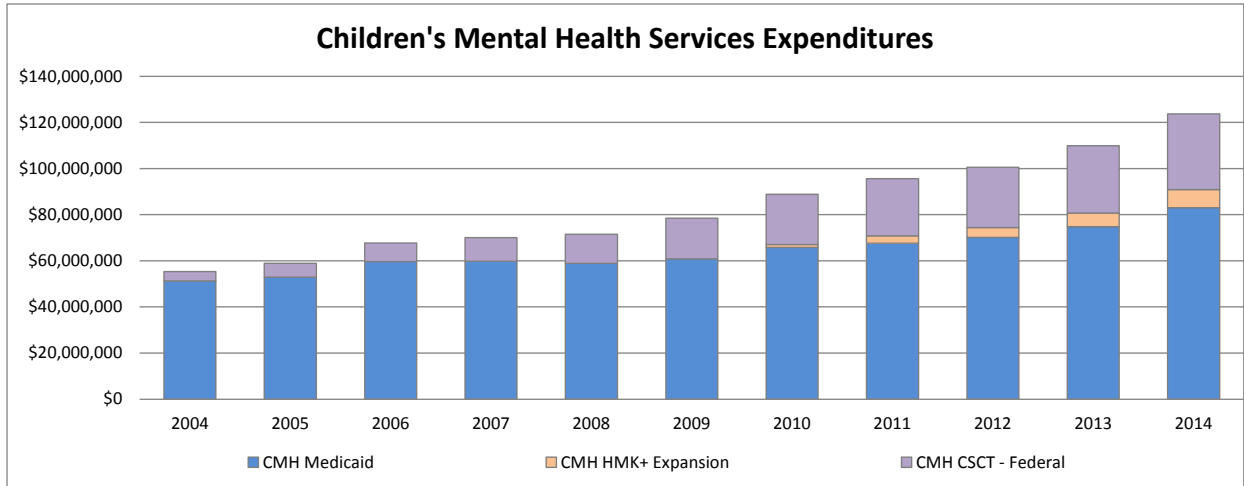
MEDICAID MENTAL HEALTH YOUTH
SFY 2014 To-Date Expenditures by Provider Type based on Dates of Service



Service Expenditure	# Served	Expenditures	
* Comprehensive School & Community Treatment (CSCT)	4,957	\$ 32,786,134	26.5%
* THERAPEUTIC GROUP HOME (PT61)	655	\$ 19,459,770	15.7%
* PSYCHIATRIC RES TREATMENT FAC (PT38)	549	\$ 18,205,559	14.7%
* HOME SUPPORT SERVICES / THERAP FOSTER CARE (PT64)	1,881	\$ 14,136,447	11.4%
* MENTAL HEALTH CENTER (PT59)	2,467	\$ 7,609,918	6.2%
* CASE MANAGEMENT - MENTAL HEALTH (PT60)	3,977	\$ 7,176,618	5.8%
* LICENSED PROFESSIONAL COUNSELOR (PT58)	6,286	\$ 5,423,373	4.4%
* HOSPITAL - INPATIENT (PT01)	750	\$ 5,248,265	4.2%
* SOCIAL WORKER (PT42)	3,606	\$ 2,760,758	2.2%
* DIRECT CARE WAGE (CMHB) - Not a Service Type		\$ 2,726,456	2.2%
* PSYCHIATRIST (PT65)	2,965	\$ 1,978,378	1.6%
* HOSPITAL - OUTPATIENT (PT02)	2,801	\$ 1,489,716	1.2%
* PHYSICIAN (PT27)	4,942	\$ 1,071,583	0.9%
* MID-LEVEL PRACTITIONER (PT44)	2,472	\$ 960,310	0.8%
* PSYCHOLOGIST (PT17)	1,309	\$ 745,859	0.6%
* FEDERALLY QUAL HEALTH CENTER (PT56)	864	\$ 542,206	0.4%
* HOME & COMM BASED SERVICES (PT28)	54	\$ 493,049	0.4%
* RURAL HEALTH CLINIC (PT55)	822	\$ 322,006	0.3%
* RESPIRE (PT59)	341	\$ 204,320	0.2%
* CRITICAL ACCESS HOSPITAL (PT74)	480	\$ 172,543	0.1%
* PERSONAL CARE AGENCY (PT12)	29	\$ 148,924	0.1%
* LABORATORY (PT40)	249	\$ 47,627	0.0%
* INDEP DIAG TESTING FACILITY (PT72)	1	\$ 369	0.0%
Total Children's Medicaid Mental Health and CSCT	16,771	\$ 123,710,187	100%

† Expenditures through July 22, 2015 based on Date of Service. Includes CHIP funded HMK+ Medicaid Expansion.

** CSCT is matched with School funds. The CSCT amounts shown represent the Federal match portion only. The FMAP % is approximately 66% / 34%: the school match amount that is not shown totals \$16.7 million.



**Note that children can be in more than one group during the year, but the total client figure is unduplicated.*

