

MONTANA LEGISLATIVE BRANCH

# Final Report and Recommendations to the 65th Montana Legislature

---

Judicial Redistricting Commission

August 2016

DRAFT

## Judicial Redistricting Commission Membership

### **The Honorable Judge Gregory Todd – Presiding Officer**

217 North 27<sup>th</sup> Street, Room 516

PO Box 35026

Billings, MT 59107

406-256-2901

### **Senator Kristin Hansen**

PO Box 1957

Havre, MT 59501-1957

### **Representative Nate McConnell**

PO Box 8511

Missoula, MT 59807-8511

406-214-2445

### **The Honorable Judge Ray Dayton**

800 South Main

Anaconda, MT 59711

406-563-4044

### **Rick Cook**

Clerk of District Court, Chouteau County

1308 Franklin

PO Box 459

Fort Benton, MT 59442-0459

406-622-5024

### **Dave Schulz**

Madison County Commissioner

110 West Wallace

PO Box 278

Virginia City, MT 59755-0278

406-843-4277

### **Emily Jones**

PO Box 1098

Billings, MT 59103-1098

406-252-5500

The seven commissioners were appointed as required in House Bill No. 430 (2015). The commission members included two legislators, two district court judges, a district court clerk, a county commissioner, and a member of the State Bar. Members were appointed after the bill's July 1, 2015, effective date. They served terms that expired June 30, 2017.\*

This information is included in order to comply with section 2-15-155, MCA.

The Legislative Services Division provided staff support to the Judicial Redistricting Commission, as required by House Bill No. 430 (2015).

**Commission Staff**

Rachel Weiss, Legislative Research Analyst  
Julianne Burkhardt, Legislative Staff Attorney  
Katya Grover and Laura Sherley, Secretaries

**Legislative Services Division**

Susan Byorth Fox, Executive Director  
Todd Everts, Director, Legal Services  
David D. Bohyer, Director, Office of Research and Policy Analysis

Post Office Box 201706  
Helena, MT 59620-1706  
Phone: 406-444-3064  
Fax: 406-444-3036  
[www.leg.mt.gov](http://www.leg.mt.gov)

# Table of Contents

[Introduction and Overview](#)

[Study Process](#)

## APPENDICES

[APPENDIX A: HB 430](#)

[APPENDIX B: Current Districts Map](#)

[APPENDIX C: County and District Populations](#)

[APPENDIX D: Percentage of Workload Chart](#)

[APPENDIX E: 2015 Caseload and Need Model](#)

[APPENDIX F: 2015 Need Map](#)

[APPENDIX G: Summary of proposals and maps](#)

DRAFT

## Introduction and Overview

The 2015 Legislature created a seven-member Judicial Redistricting Commission for the 2015-2016 interim to study whether judicial redistricting was necessary and report the results of its work to the 2017 Legislature. The enacting legislation, House Bill No. 430, set out the parameters for the commission's membership and study criteria, as well as providing an appropriation to fund the commission's work. A copy of HB 430 can be found in Appendix A.

After eight months of study, the commission decided against recommending changes to the existing judicial districts. This report summarizes the commission's study process and the study results, as required in HB 430.

### Membership

All seven commissioners were appointed by early July 2015, well in advance of the July 31 deadline provided in HB 430 and represented a range of stakeholders in District Court functions. Two legislative members were appointed by legislative leaders in both chambers: Senator Kristin Hansen (R-Havre) and Representative Nate McConnell (D-Missoula). The chief justice of the Montana Supreme Court appointed District Court judges Ray Dayton, 3<sup>rd</sup> Judicial District, and Gregory Todd, 13<sup>th</sup> Judicial District. Rick Cook, the Clerk of District Court in Chouteau County, served as the representative of the Montana Association of Clerks of District Court. Madison County Commissioner Dave Schulz served as the appointee from the Montana Association of Counties, and the President of the State Bar of Montana appointed Emily Jones, a Billings attorney, to serve as the bar representative.

The commissioners elected Judge Todd as the presiding officer at their first meeting.

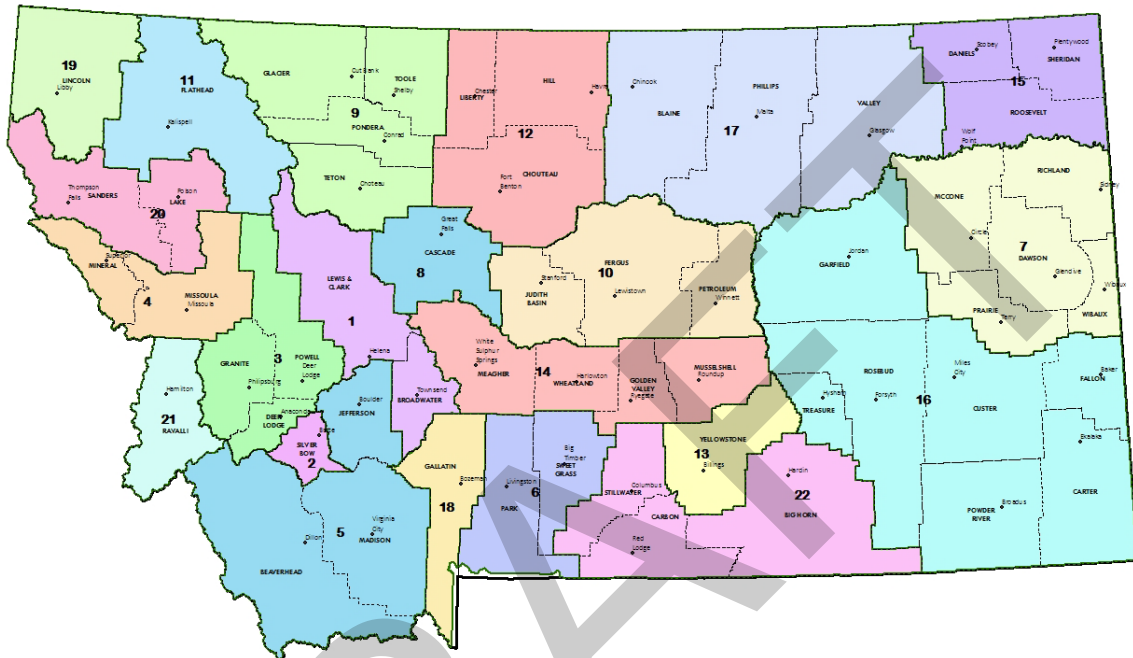
### Redistricting Factors

HB 430 listed six specific and one general criteria that the commissioners were to use when considering whether judicial redistricting was necessary. Those factors are listed below:

- The population of the judicial districts as determined by the most recent figures prepared and issued by the U.S. Census Bureau;
- Each judicial district's weighted caseload as determined by judicial workload studies;
- The relative proportions of civil, criminal, juvenile, and family law cases in each judicial district;
- The extent to which special masters, alternative dispute resolution techniques, and other measures have been used in the judicial districts;
- The distances in highway miles between county seats in existing judicial districts and any judicial districts that may be proposed by the commission;
- The impact on counties of any changes proposed in the judicial districts; and
- Any other factors the commission considers significant to determining whether adjustments are needed in the state's judicial district boundaries.

## Montana Judicial Districts

One district court exists in each Montana county. Under current law, those 56 district courts are grouped into 22 judicial districts and served by 46 judges. Only seven of the judicial districts are composed of a single county. Eleven judicial districts contains two or three counties, while five districts include four or more. One district, the 16<sup>th</sup>, is composed of seven counties.



District court judges are elected to 6-year terms, though the governor appoints a replacement when a vacancy occurs. One-half of the districts are served by a single judge, while one district, the 13<sup>th</sup> in Yellowstone County, has six judges. The Montana Constitution provides that a district court judge may not be removed from office during the term for which the judge was elected or appointed because of changes made to the number or boundaries of the judicial districts or the numbers of judges who serve in each district. This restriction was one additional factor considered by the commissioners when weighing the necessity of judicial redistricting.

In Montana, district court expenses are split between the state and counties. Counties are responsible for courtroom and office space, as well as the Clerk of District Court offices in each county. The state is responsible for other expenses, including the compensation of judges and the judges' direct staff, youth court, and other expenses such as jury, witness, and travel costs. Because of this split responsibility, changing the number of district court judges in the state could affect the costs paid by the counties to support the judicial function, especially if additional courtroom and office space is needed to accommodate additional judges and staff.

## Further Information

Audio and video recordings of each meeting, as well as agendas, meeting materials, summary minutes, and maps, are available at the commission's website:

<http://leg.mt.gov/css/Committees/Interim/2015-2016/Judicial-Redistricting/default.asp>

## Study Process

### Laying the Groundwork

At a September 2015 organizational meeting, the commissioners learned about most of the elements that would affect their future deliberations and any recommendations they chose to make, including:

- the history of the HB430 study and previous judicial redistricting studies;
- the legislative history of previous changes to judge numbers and judicial districts;
- the caseload and judicial need models that track the district courts' workload;
- county and district populations;
- constitutional and statutory provisions that guide the court structure and judges' terms;
- the funding structure of the courts; and
- several measures courts have implemented over the years to mitigate workload demands on the judges and provide services to citizens, including treatment courts, standing masters, and self-help law centers for people who appear before the court without an attorney.

One of the key data sources used by the commission was a weighted caseload model. The model uses actual case numbers and types (civil, criminal, dependent neglect, etc.) and assigns each case type a weight that reflects the typical time a judge would need to dedicate to the case. That case weight data is combined with other figures that approximate the time a judge spends each year on travel, training, sick or vacation leave, and managing court staff to provide an estimate of judicial resources and needs for each district. The data can be used by judges, administrators, and policymakers to assess how the judicial needs are being met and where additional resources could be deployed. Because the workload data has been collected since 2007, the commission could review trends over time in the judicial need model results. (The 2015 version of the judicial need model is available in Appendix E.)

The 2014 need model determined that the state needed 17.63 judges to accommodate the existing workload demands. While some districts had less workload than judge resource, other districts had a workload closely aligned with the judge availability, and still others had more workload than judge time but not enough to add up to the need for a full judge resource. Six districts needed at least one full judge, with the 13<sup>th</sup> Judicial District in Yellowstone County registering the need for five additional judges.

After assessing the information presented at that initial meeting, the commission decided to meet again in early 2016 when complete workload information would be available for the 2015 calendar year. They also requested more information, including data on the number of district court cases that were presided over by a judge not from the district in which the case was filed and information about case filing priorities set in statute by the Legislature.



## **Next Steps**

Once complete 2015 workload numbers were available, the commission reconvened in February 2016 to consider its next steps. Before making those steps, however, the commissioners learned answers to the questions it had posed at the previous meeting. Regarding case priority statutes, legislative staff presented information and also a previously conducted survey that identified many of those statutes. The survey noted that many case priority statutes exist, but not all case types are heard frequently. For example, priorities set for case types that occur more often than others are in the areas of family law, proceedings involving youth, and mental health commitments—cases that can take larger amounts of a judge’s time to resolve. Criminal trials can also pose speedy trial concerns that aren’t always addressed in statute.

Also, the commission heard from court staff that for 2015 case filings, only 138 cases out of about 52,000 cases—or less than one-half of 1 percent were handled by a judge from a different district than the one in which the case was originally filed. Cases might be handled by a judge from a different district for a variety of reasons, including that a judge might be recused because of a conflict or be substituted by one of the litigants. The cases typically occurred in single-judge districts simply because in those districts the case cannot be assigned to a different judge.

The commissioners then reviewed the judicial need model updated with 2015 case filings. The numbers indicated the state needed an additional 21.20 judges to handle the total demand for judicial time. Similar to 2014, the 2015 model resulted in six districts needing at least one additional judge, with the 13<sup>th</sup> district needing six.

Overall, the 2015 workload figures showed the district courts experienced an increase of about 3,000 cases. Dependent neglect cases, which typically are the most time-consuming cases for a judge, went up by about 700 cases. The numbers of criminal cases also increased. Because of the uncertainty of knowing whether these increases were outliers or would continue, the multiyear trend data was again important.

After consuming the information provided to them, the commissioners then discussed how they would proceed with the study, and agreed to consider proposals to change district lines. Only commissioners were allowed to make formal proposals, which would be sent to the commission staff, distributed to the public along with maps and analysis, and discussed by commissioners and the public at a future meeting.

## **Reviewing the Proposals**

This discussion occurred in April 2016. But before considering the redistricting proposals, the commission learned more about the state-borne costs related to district court judges and standing masters, as well as the roles played by the state’s current standing masters. In 2015, the state had five standing masters: two in the 4<sup>th</sup> Judicial District and one each in the 8<sup>th</sup>, 13<sup>th</sup>, and 18<sup>th</sup> Judicial Districts.

Commissioners also listened to the Judicial Branch’s tentative budget recommendations and anticipated costs related to adding several new judges, support staff, and a standing master to districts around the state. Those recommendations will be presented by the Judicial Branch to the 2017 Legislature for its consideration, but the budget information was provided to the commissioners at their request.

Then, the commission turned its attention to the six proposals forwarded by individual commissioners. A written description of each proposal and a map of it can be found in Appendix G. Commissioners listened to public comment from and engaged in discussion with several district court judges on the effects the proposals could have on the judges’ caseloads and travel times, as well as on the people living in the affected counties. The commissioners also considered written public comments submitted to them by interested people around the state.

### **Final Results**

After discussion, the commission voted against recommending any of the six proposals to the 2017 Legislature and declined to make other recommendations related to budgets or the number of judges.

DRAFT

DRAFT

**APPENDICES**



AN ACT PROVIDING FOR AN INTERIM JUDICIAL REDISTRICTING COMMISSION; PROVIDING AN APPROPRIATION; AND PROVIDING AN EFFECTIVE DATE AND A TERMINATION DATE.

BE IT ENACTED BY THE LEGISLATURE OF THE STATE OF MONTANA:

**Section 1. Judicial redistricting commission.** (1) There is a judicial redistricting commission. The commission consists of the following seven members:

- (a) a legislative member jointly appointed by the majority leaders of the house and the senate;
- (b) a legislative member who is from the opposite chamber of the person appointed under subsection (1)(a) and who is jointly appointed by the minority leaders of the house and the senate;
- (c) two district court judges appointed by the chief justice of the supreme court;
- (d) a district court clerk appointed by the Montana association of clerks of district court;
- (e) a county commissioner appointed by the Montana association of counties; and
- (f) a member of the state bar of Montana appointed by the president of the state bar of Montana.

(2) The commission shall study whether judicial redistricting is necessary as determined by the following factors:

- (a) the population of the judicial districts as determined by the latest figures prepared and issued by the United States census bureau;
- (b) each judicial district's weighted caseload as determined by judicial workload studies;
- (c) the relative proportions of civil, criminal, juvenile, and family law cases in each judicial district;
- (d) the extent to which special masters, alternative dispute resolution techniques, and other measures have been used in the judicial districts;
- (e) the distances in highway miles between county seats in existing judicial districts and any judicial districts that may be proposed by the commission;
- (f) the impact on counties of any changes proposed in the judicial districts; and
- (g) any other factors that the commission considers significant to the determination of whether the state's

judicial districts should be redistricted.

(3) The commission shall report the results of its study to the 65th regular session of the legislature. If the commission determines that redistricting is necessary based on the factors provided in subsection (2), the commission shall recommend legislation to redistrict the state's judicial districts for introduction in the 65th regular session of the legislature.

(4) Commission members appointed under subsection (1) shall be appointed within 30 days of [the effective date of this act]. If a vacancy occurs, a new member must be selected in the same manner as the original appointment. Commission member terms expire June 30, 2017.

(5) (a) A member of the commission who is not a legislator or an employee of the state or a political subdivision of the state is eligible to be reimbursed and compensated as provided in 2-15-124(7).

(b) A member of the commission who is not a legislator but is an employee of the state or a political subdivision of the state is not entitled to compensation but is entitled to be reimbursed for expenses as provided in 2-18-501 through 2-18-503.

(c) A legislator who is a member of the commission is eligible to be compensated and reimbursed as provided in 5-2-302.

(6) At the commission's first meeting, a majority of commission members shall select a presiding officer.

(7) The legislative services division shall provide staff assistance to the judicial redistricting commission.

**Section 2. Appropriation.** There is appropriated \$20,170 from the general fund to the legislative services division for the biennium beginning July 1, 2015, to support the commission provided for in [section 1].

**Section 3. Effective date.** [This act] is effective July 1, 2015.

**Section 4. Termination.** [This act] terminates June 30, 2017.

- END -

I hereby certify that the within bill,  
HB 0430, originated in the House.

\_\_\_\_\_  
Chief Clerk of the House

\_\_\_\_\_  
Speaker of the House

Signed this \_\_\_\_\_ day  
of \_\_\_\_\_, 2015.

\_\_\_\_\_  
President of the Senate

Signed this \_\_\_\_\_ day  
of \_\_\_\_\_, 2015.



## APPENDIX A

HOUSE BILL NO. 430

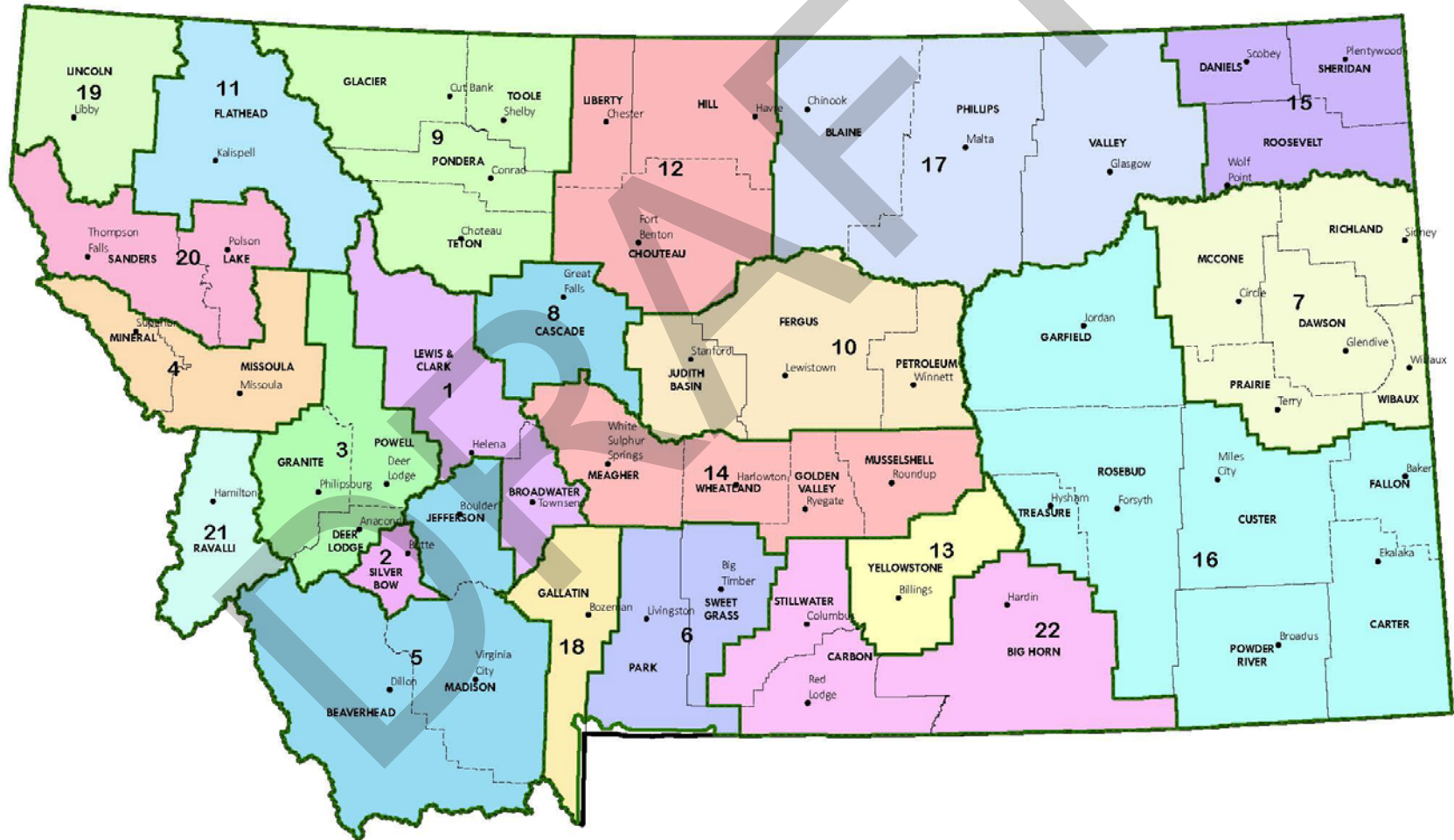
INTRODUCED BY S. FITZPATRICK, A. DOANE, J. ESSMANN, K. HANSEN, G. HERTZ, E. HILL, S. LAVIN,  
N. MCCONNELL, M. MONFORTON, A. PERSON, N. SWANDAL

AN ACT PROVIDING FOR AN INTERIM JUDICIAL REDISTRICTING COMMISSION; PROVIDING AN  
APPROPRIATION; AND PROVIDING AN EFFECTIVE DATE AND A TERMINATION DATE.

DRAFT

APPENDIX B

Montana Judicial Districts, 2015





## APPENDIX C

### County Populations, 2010 and 2014

County	2010 Population	2014 Population	
		Estimate	Size
Beaverhead	9,246	9,345	SMALL
Big Horn	12,865	13,282	SMALL
Blaine	6,491	6,619	SMALL
Broadwater	5,612	5,667	SMALL
Carbon	10,078	10,399	SMALL
Carter	1,160	1,169	SMALL
Cascade	81,327	82,344	LARGE
Chouteau	5,813	5,894	SMALL
Custer	11,699	12,092	SMALL
Daniels	1,751	1,793	SMALL
Dawson	8,966	9,518	SMALL
Deer Lodge	9,298	9,150	SMALL
Fallon	2,890	3,108	SMALL
Fergus	11,586	11,442	SMALL
Flathead	90,928	94,924	LARGE
Gallatin	89,513	97,308	LARGE
Garfield	1,206	1,309	SMALL
Glacier	13,399	13,696	SMALL
Golden Valley	884	852	SMALL
Granite	3,079	3,209	SMALL
Hill	16,096	16,596	MEDIUM
Jefferson	11,406	11,558	SMALL
Judith Basin	2,072	1,991	SMALL
Lake	28,746	29,099	MEDIUM
Lewis and Clark	63,395	65,856	LARGE
Liberty	2,339	2,359	SMALL
Lincoln	19,687	19,125	MEDIUM
Madison	7,691	7,820	SMALL
McCone	1,734	1,694	SMALL
Meagher	1,891	1,853	SMALL
Mineral	4,223	4,257	SMALL
Missoula	109,299	112,684	LARGE
Musselshell	4,538	4,589	SMALL
Park	15,636	15,880	MEDIUM
Petroleum	494	485	SMALL
Phillips	4,253	4,192	SMALL
Pondera	6,153	6,219	SMALL
Powder River	1,743	1,783	SMALL
Powell	7,027	6,909	SMALL
Prairie	1,179	1,148	SMALL
Ravalli	40,212	41,030	MEDIUM
Richland	9,746	11,576	SMALL
Roosevelt	10,425	11,332	SMALL
Rosebud	9,233	9,326	SMALL
Sanders	11,413	11,364	SMALL
Sheridan	3,384	3,696	SMALL
Silver Bow	34,200	34,680	MEDIUM
Stillwater	9,117	9,290	SMALL
Sweet Grass	3,651	3,665	SMALL
Teton	6,073	6,064	SMALL
Toole	5,324	5,150	SMALL
Treasure	718	692	SMALL
Valley	7,369	7,640	SMALL
Wheatland	2,168	2,102	SMALL
Wibaux	1,017	1,121	SMALL
Yellowstone	147,972	155,634	LARGE

Sources: 2010 population figures from the federal decennial census  
 2014 population estimates from U.S. Census Bureau, released March 2015  
 Population data compiled by CEIC, MT Department of Commerce, [www.ceic.mt.gov](http://www.ceic.mt.gov)

Data Note: Size categorization by Legislative Services

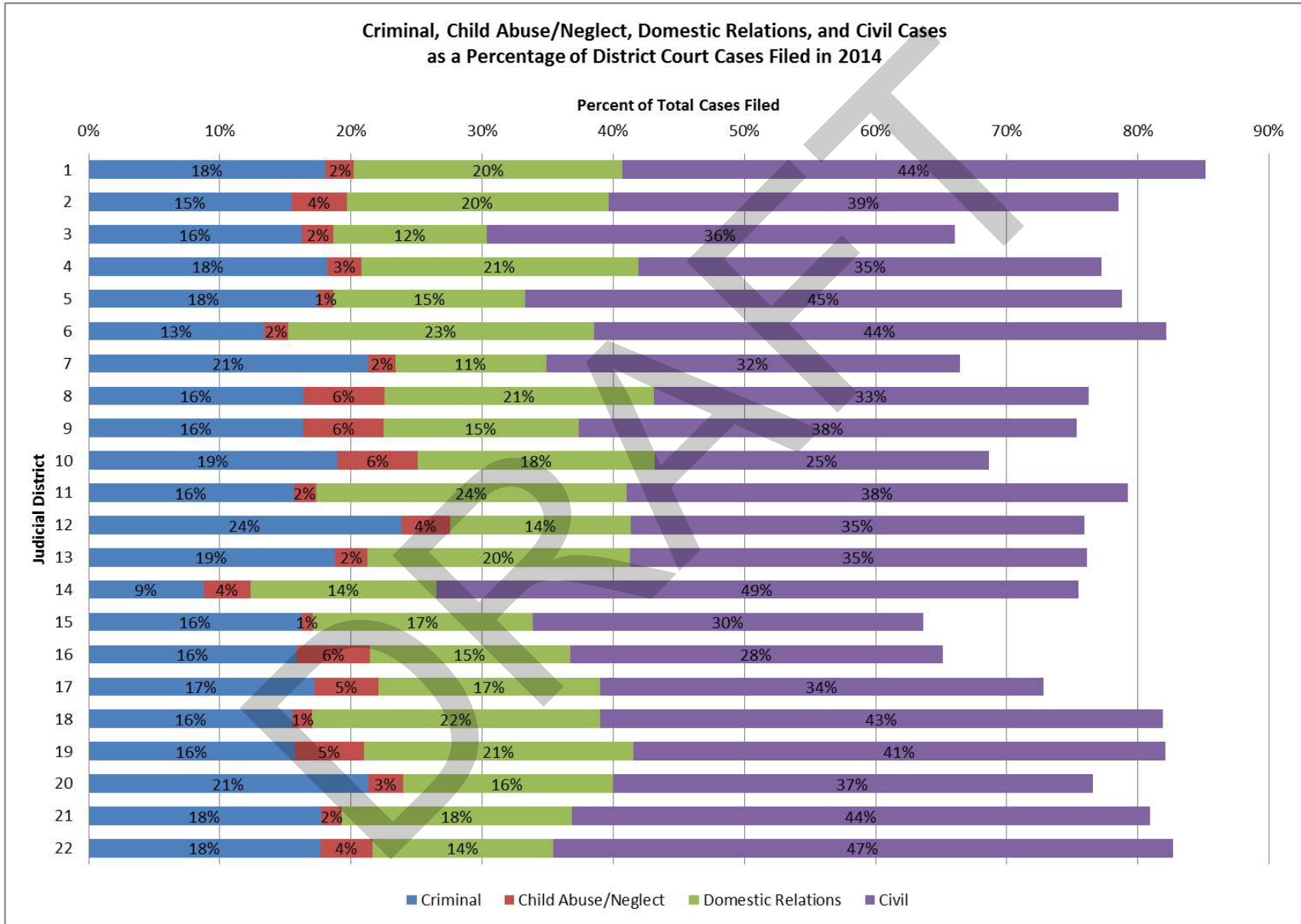
## APPENDIX C

### Judicial District Populations, 2014

Judicial District	2014 Population Estimate	Judges in District
13	155,634	6
4	116,941	4
18	97,308	3
11	94,924	4
8	82,344	4
1	71,523	4
21	41,030	2
20	40,463	2
2	34,680	2
22	32,971	1
9	31,129	1
16	29,479	2
5	28,723	1
7	25,057	2
12	24,849	1
6	19,545	1
3	19,268	1
19	19,125	1
17	18,451	1
15	16,821	1
10	13,918	1
14	9,396	1

Data Source: U.S. Census Bureau, Population Division  
Estimates for 2014, released March 2015

# APPENDIX D



APPENDIX E

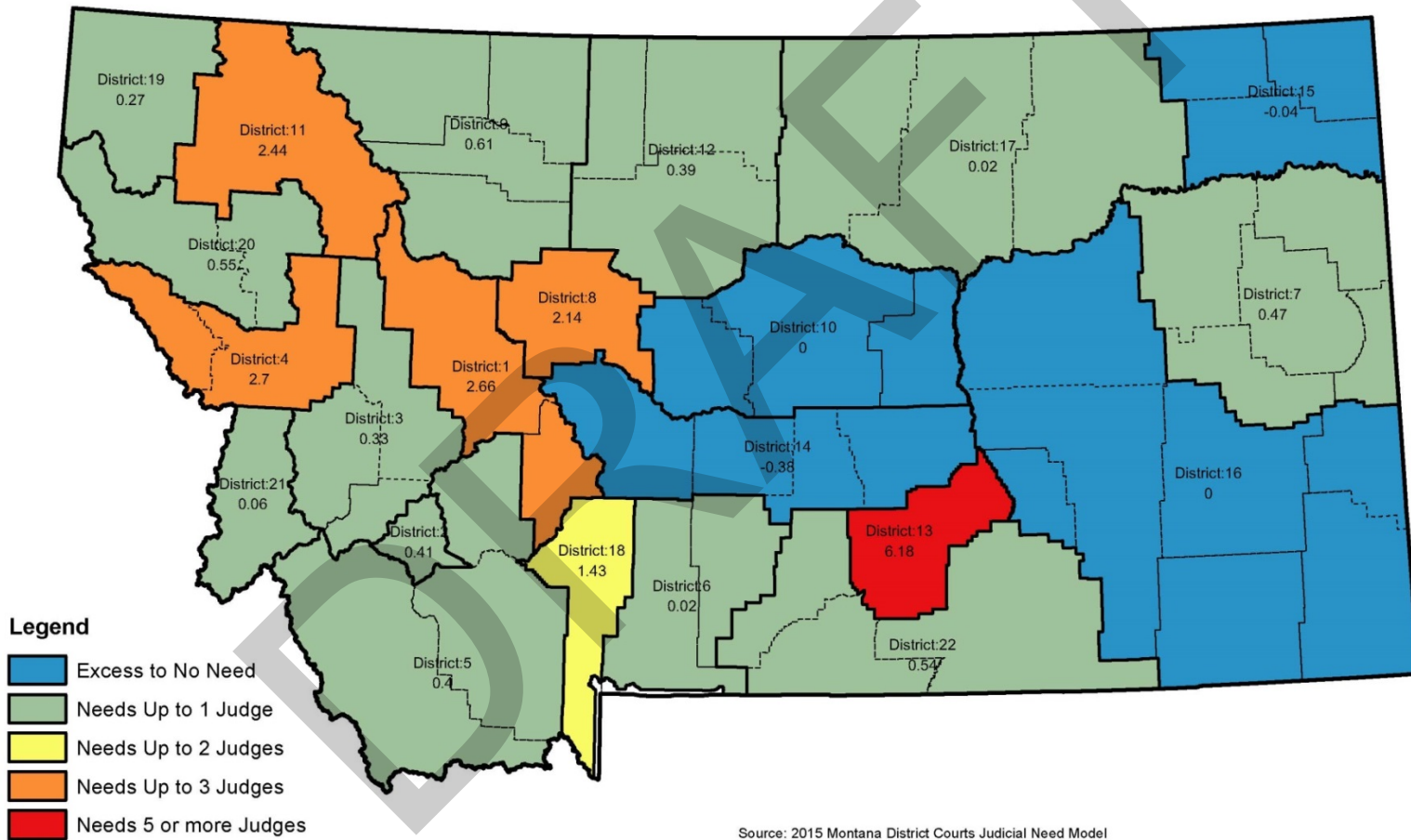
Montana District Courts Judicial Need Model: 2015 Case Weights with 2015 Case Filings

Case Type Category	Case Weight in Minutes	District 1 Cases Filed Broadwater Lewis & Clark	District 2 Cases Filed Silver Bow	District 3 Cases Filed Dear Lodge Granite Powell	District 4 Cases Filed Mineral Missoula	District 5 Cases Filed Beaverhead Jefferson Madison	District 6 Cases Filed Park Sweet Grass	District 7 Cases Filed Dawson McCone Prairie Richland Wibaux	District 8 Cases Filed Cascade	District 9 Cases Filed Glacier Pondera Teton Toole	District 10 Cases Filed Fergus Judith Basin Petroleum	District 11 Cases Filed Flathead	District 12 Cases Filed Chouteau Hill Liberty	District 13 Cases Filed Yellowstone	District 14 Cases Filed Golden Valley Meagher Musselshell Wheatland	District 15 Cases Filed Daniels Sheridan Roosevelt	District 16 Cases Filed Carter Custer Garfield Fallon Power River Rosebud Treasure	District 17 Cases Filed Blaine Phillips Valley	District 18 Cases Filed Gallatin	District 19 Cases Filed Lincoln	District 20 Cases Filed Lake Sanders	District 21 Cases Filed Ravalli	District 22 Cases Filed Big Horn Carbon Stillwater	Statewide Totals
Child Abuse and Neglect (DN)	204	141	107	23	215	24	16	37	386	114	61	146	85	512	19	10	81	63	71	35	69	25	81	2,321
Criminal (DC)	140	893	281	235	1,195	170	129	319	975	175	147	1,020	278	2,291	79	96	242	123	711	142	683	302	221	10,707
Civil (DV)	109	2,560	706	394	2,197	447	328	548	1,712	444	218	2,006	353	3,048	218	258	408	246	1,727	447	658	799	475	20,197
Juvenile (DJ)	75	63	62	7	148	9	10	25	184	25	21	147	48	350	31	1	23	19	33	21	29	37	17	1,310
Domestic Relations (DR)	99	1,083	353	130	1,317	155	196	191	1,223	166	169	1,293	132	1,968	67	75	242	110	917	242	247	337	118	10,731
Commitment of a Person with Dev. Disability (DI)	88	1	2	1	3	6	0	0	6	0	2	2	0	2	0	0	0	1	0	0	1	0	0	27
Paternity (DF)	37	1	2	1	11	1	1	2	6	3	0	1	0	11	0	0	4	0	3	0	0	2	2	51
Commitment of a Person with a Mental Illness (D)	47	87	60	266	239	9	13	15	32	9	97	127	14	168	2	8	8	14	74	13	12	21	7	1,295
Guardian/Conservator (DG)	60	65	30	20	127	21	24	22	82	18	19	116	14	223	10	18	35	15	62	16	37	59	14	1,047
Adoptions (DA)	37	51	26	4	73	13	15	17	101	13	5	64	10	149	10	59	6	73	9	18	26	15	764	
Probate (DP)	23	222	132	74	285	97	61	245	262	131	77	411	117	389	61	169	168	97	213	127	129	122	119	3,708
Investigative Subpoena/Search Warrant (IS SW)	14	234	42	99	499	32	22	73	571	50	78	305	28	639	35	22	154	14	365	12	187	129	76	3,666
Drug & Other Treatment Courts	669	33	23	0	53	0	0	83	31	8	0	0	110	0	0	21	0	29	0	0	0	0	0	405
<b>Total Annual Filings</b>		<b>5,434</b>	<b>1,826</b>	<b>1,254</b>	<b>6,362</b>	<b>984</b>	<b>815</b>	<b>1,577</b>	<b>5,571</b>	<b>1,156</b>	<b>894</b>	<b>5,638</b>	<b>1,079</b>	<b>9,860</b>	<b>532</b>	<b>664</b>	<b>1,445</b>	<b>708</b>	<b>4,278</b>	<b>1,064</b>	<b>2,070</b>	<b>1,859</b>	<b>1,145</b>	<b>56,229</b>
Case-Specific Workload = (Weights x Filings)		585,226	202,562	110,996	663,339	98,847	81,584	197,636	582,399	125,621	84,015	559,503	116,356	1,097,357	50,613	57,012	145,435	73,496	434,945	106,269	217,169	180,784	117,795	5,898,325
Annual Travel per District		6,486	11,116	7,500	20,609	25,560	8,640	22,175	7,749	17,220	4,620	12,394	7,140	28,734	4,380	27,887	32,466	17,520	3,016	6,772	9,495	1,956	18,900	292,969
<b>Case Specific Workload + Annual Travel</b>		<b>591,712</b>	<b>213,678</b>	<b>118,496</b>	<b>683,948</b>	<b>124,407</b>	<b>90,224</b>	<b>219,811</b>	<b>590,148</b>	<b>142,841</b>	<b>88,635</b>	<b>571,897</b>	<b>123,496</b>	<b>1,126,091</b>	<b>54,993</b>	<b>84,899</b>	<b>177,901</b>	<b>91,016</b>	<b>437,961</b>	<b>113,041</b>	<b>226,664</b>	<b>182,740</b>	<b>136,695</b>	<b>6,191,294</b>
Annual Per Judge Availability (212 days * 480 minutes)		101,760	101,760	101,760	101,760	101,760	101,760	101,760	101,760	101,760	101,760	101,760	101,760	101,760	101,760	101,760	101,760	101,760	101,760	101,760	101,760	101,760	101,760	101,760
Average Annual Non-Case Related Work (61 minutes/day * 212 days)		12,932	12,932	12,932	12,932	12,932	12,932	12,932	12,932	12,932	12,932	12,932	12,932	12,932	12,932	12,932	12,932	12,932	12,932	12,932	12,932	12,932	12,932	12,932
<b>Annual Availability per Judge (in minutes)</b>		<b>88,828</b>	<b>88,828</b>	<b>88,828</b>	<b>88,828</b>	<b>88,828</b>	<b>88,828</b>	<b>88,828</b>	<b>88,828</b>	<b>88,828</b>	<b>88,828</b>	<b>88,828</b>	<b>88,828</b>	<b>88,828</b>	<b>88,828</b>	<b>88,828</b>	<b>88,828</b>	<b>88,828</b>	<b>88,828</b>	<b>88,828</b>	<b>88,828</b>	<b>88,828</b>	<b>88,828</b>	<b>88,828</b>
Allocated Judge per District (includes Standing Masters @ .5)		4	2	1	5	1	1	2	4.5	1	1	4	1	6.5	1	1	2	1	3.5	1	2	2	1	48.50
Total Judicial Demand		6.66	2.41	1.33	7.70	1.40	1.02	2.47	6.64	1.61	1.00	6.44	1.39	12.68	0.62	0.96	2.00	1.02	4.93	1.27	2.55	2.06	1.54	69.70
<b>Judge Need per District</b>		<b>2.66</b>	<b>0.41</b>	<b>0.33</b>	<b>2.70</b>	<b>0.40</b>	<b>0.02</b>	<b>0.47</b>	<b>2.14</b>	<b>0.61</b>	<b>0.00</b>	<b>2.44</b>	<b>0.39</b>	<b>6.18</b>	<b>-0.38</b>	<b>-0.04</b>	<b>0.00</b>	<b>0.02</b>	<b>1.43</b>	<b>0.27</b>	<b>0.55</b>	<b>0.06</b>	<b>0.54</b>	<b>21.20</b>

The following districts do not have the full staffing of one judicial assistant, one law clerk and one court reporter per judge: 1st, 6th, 11th, 13th, 14th, 15th and 16th  
 The judicial resource count includes two standing masters for the 4th Judicial District and one standing master each for the 8th, 13th and 18th Judicial Districts

APPENDIX F

Judicial Need by District, 2015



Legend

- Excess to No Need
- Needs Up to 1 Judge
- Needs Up to 2 Judges
- Needs Up to 3 Judges
- Needs 5 or more Judges

The calculated judge need is listed below each district number.

Source: 2015 Montana District Courts Judicial Need Model  
 Montana Judicial Branch  
 available at <http://courts.mt.gov/dcourt/stats>



## APPENDIX G

### Judicial Redistricting Proposals

For Discussion by the Judicial Redistricting Commission on April 6, 2016

#### **Proposal 1** – Proposed by Representative Nate McConnell

- Create a single-judge 23<sup>rd</sup> Judicial District by moving Mineral County from the 4<sup>th</sup> Judicial District and moving Sanders County and a judge position from the 20<sup>th</sup> Judicial District.
  - Lake County would comprise the revised 20<sup>th</sup> Judicial District with one judge instead of two.
  - Missoula County would comprise the revised 4<sup>th</sup> Judicial District with four judges.

#### **Proposal 2** – Proposed by Senator Kristin Hansen

- Revise four judicial district boundaries.
  - Move Garfield County to the 10<sup>th</sup> Judicial District to join Petroleum, Judith Basin, and Fergus Counties. The 10<sup>th</sup> Judicial District would remain a single-judge district.
  - Move Meagher County from the 14<sup>th</sup> Judicial District to the 6<sup>th</sup> Judicial District to join Park and Sweet Grass Counties. The 6<sup>th</sup> Judicial District would remain a single-judge district.
  - Move Treasure and Rosebud Counties to the 14<sup>th</sup> Judicial District to join Musselshell, Golden Valley, and Wheatland Counties. The 14<sup>th</sup> Judicial District would remain a single-judge district.
  - The 16<sup>th</sup> Judicial District would be comprised of Custer, Fallon, Powder River, and Carter Counties with one judge instead of two.
- A judge position would be shifted to the 13<sup>th</sup> Judicial District.

#### **Proposal 3** – Proposed by District Court Judge Greg Todd

- Move Broadwater County from the 1<sup>st</sup> Judicial District to the 14<sup>th</sup> Judicial District.
  - Lewis & Clark County would comprise the revised 1<sup>st</sup> Judicial District with four judges.
  - The 14<sup>th</sup> Judicial District would remain a single-judge district.

#### **Proposal 4** – Proposed by District Court Judge Greg Todd

- Eliminate the 14<sup>th</sup> Judicial District.
  - Move Musselshell and Golden Valley Counties to the 10<sup>th</sup> Judicial District
  - Move Wheatland and Meagher Counties to the 6<sup>th</sup> Judicial District
  - One judge position would be available to shift to another judicial district after 2018.

Over →

## APPENDIX G

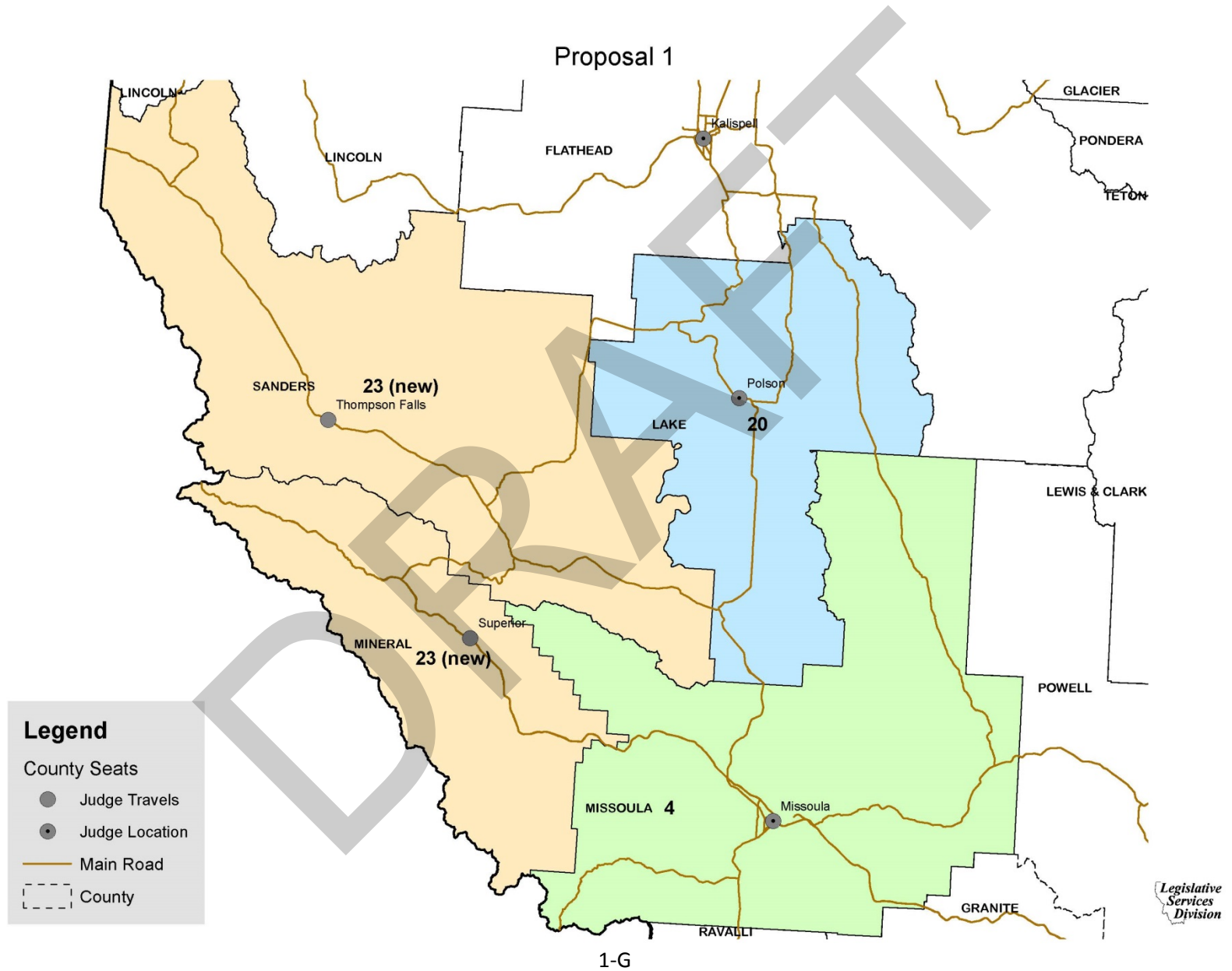
### Proposal 5 – Proposed by Representative Nate McConnell

- Combine the 6<sup>th</sup> and 14<sup>th</sup> Judicial Districts with Carbon and Stillwater Counties from the 22<sup>nd</sup> Judicial District to create a two-judge district.
  - Move Big Horn County from the 22<sup>nd</sup> Judicial District to the existing two-judge 16<sup>th</sup> Judicial District.
  - One judge position would be available to shift to another judicial district after 2018.

### Proposal 6 – Proposed by Representative Nate McConnell

- Revise four judicial district boundaries.
  - Move Garfield County from the 16<sup>th</sup> Judicial District and Chouteau County from the 12<sup>th</sup> Judicial District to the 10<sup>th</sup> Judicial District to join Petroleum, Judith Basin, and Fergus Counties. The 10<sup>th</sup> Judicial District would remain a single-judge district.
  - Move Blaine County from the 17<sup>th</sup> Judicial District to the 12<sup>th</sup> Judicial District to join Hill and Liberty Counties. The 12<sup>th</sup> Judicial District would remain single-judge district.
  - Combine Phillips and Valley Counties from the 17<sup>th</sup> Judicial District with Daniels, Sheridan, and Roosevelt Counties from the 15<sup>th</sup> Judicial District to form a single-judge district.
- One judge position would be available to shift to another judicial district after 2018.

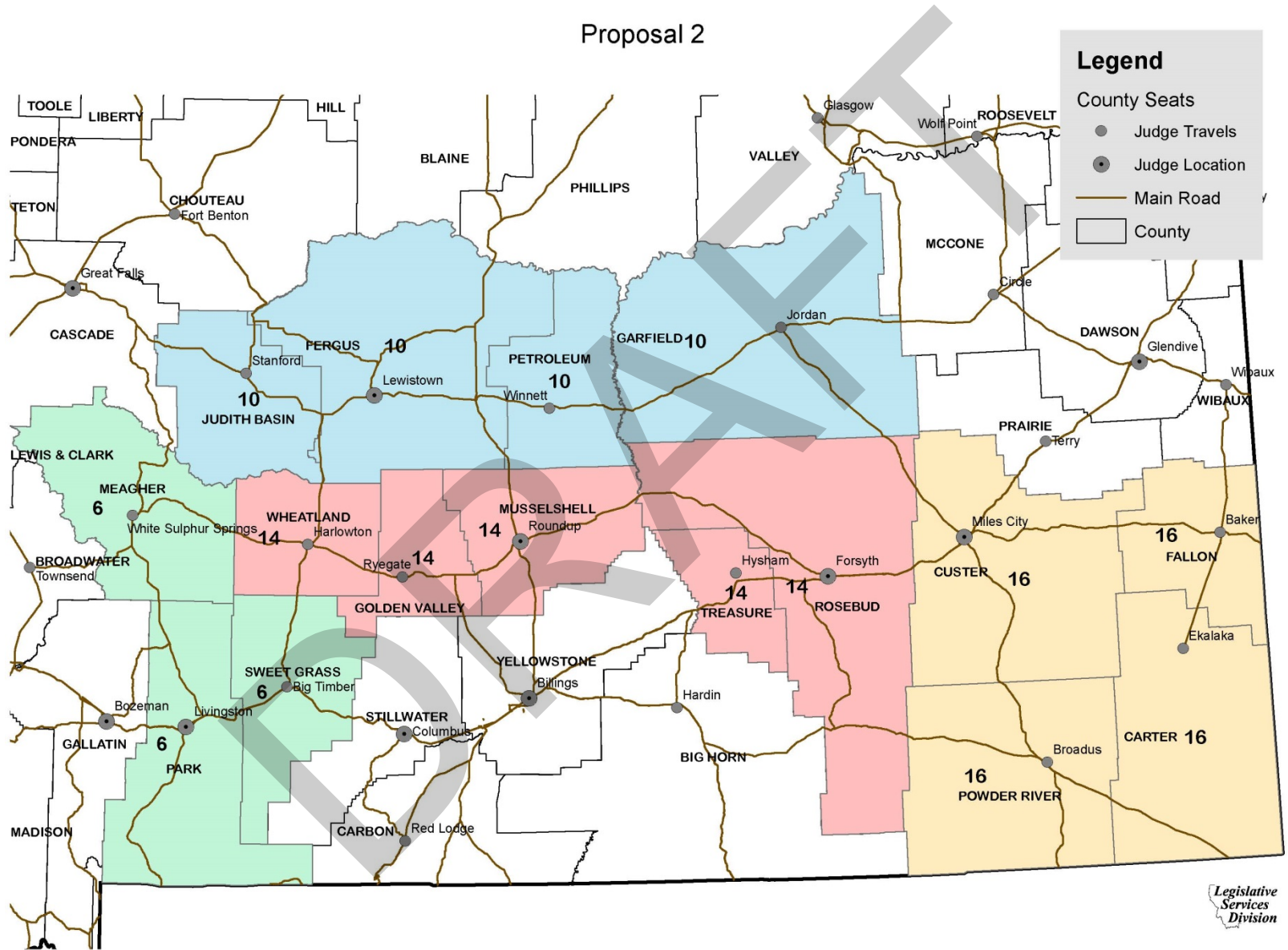
# APPENDIX G





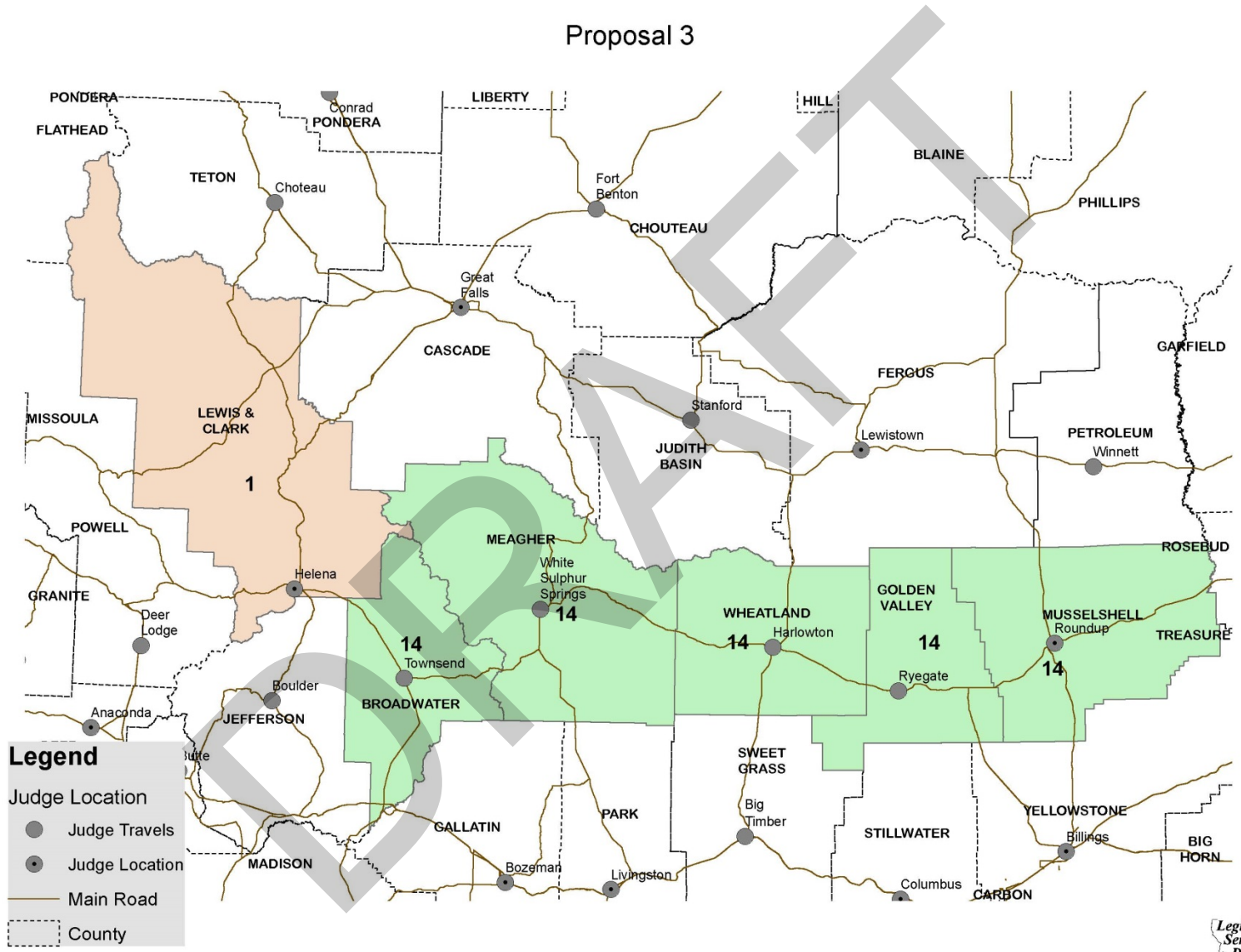
# APPENDIX G

## Proposal 2



APPENDIX G

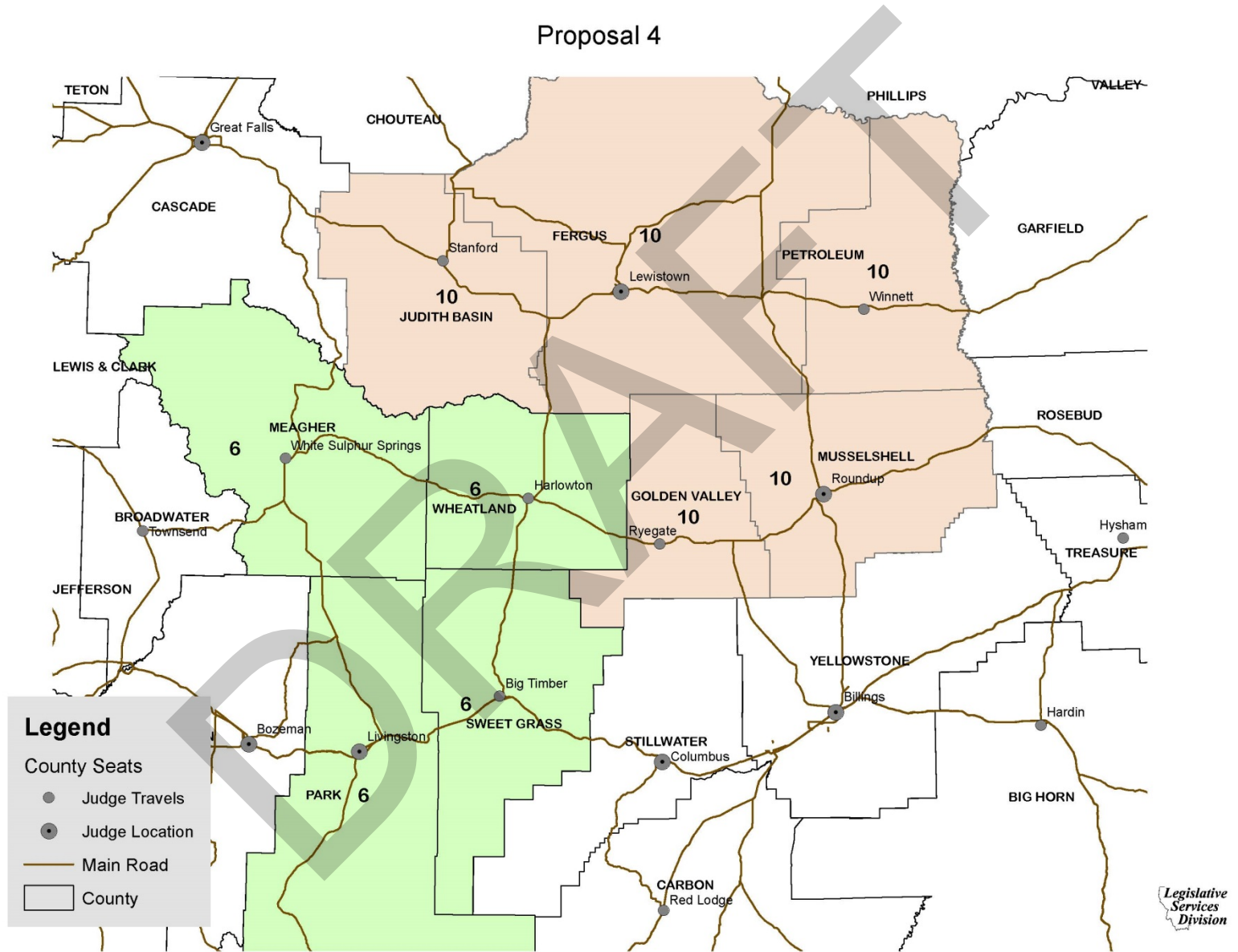
Proposal 3



Legislative Services Division

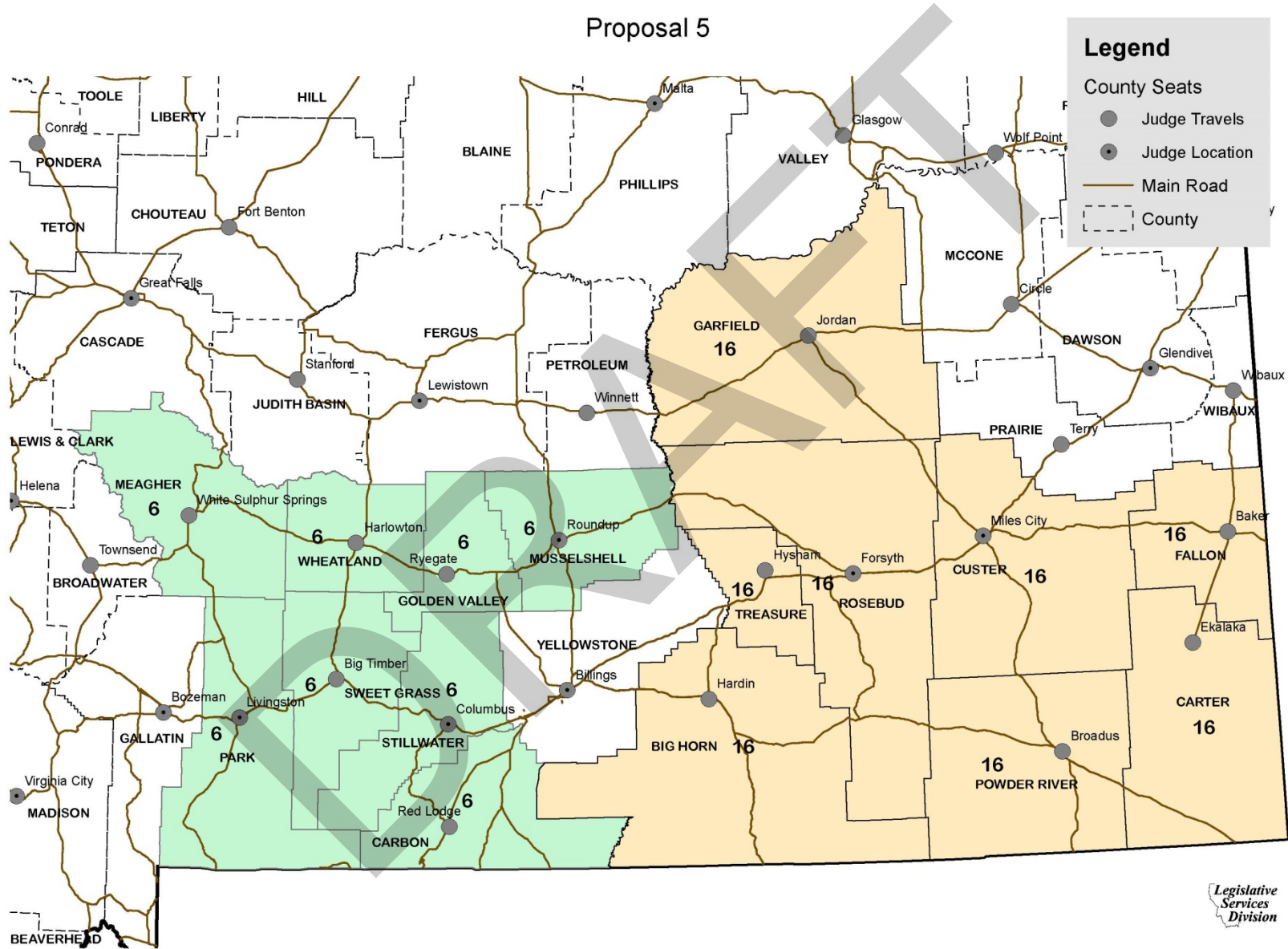
# APPENDIX G

## Proposal 4



APPENDIX G

Proposal 5



Legislative Services Division

APPENDIX G

Proposal 6

