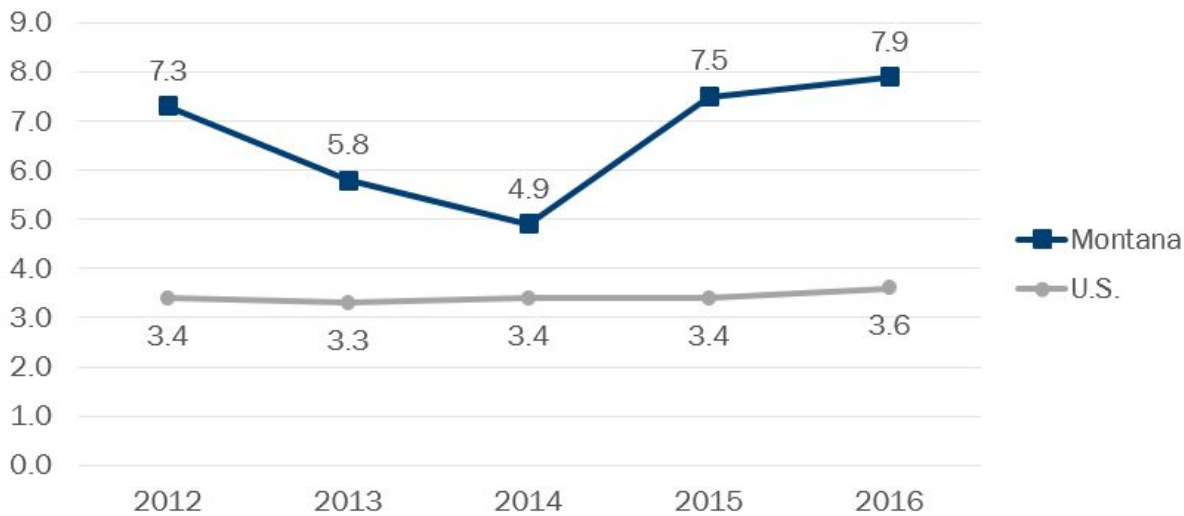


Work-Related Fatalities in Montana

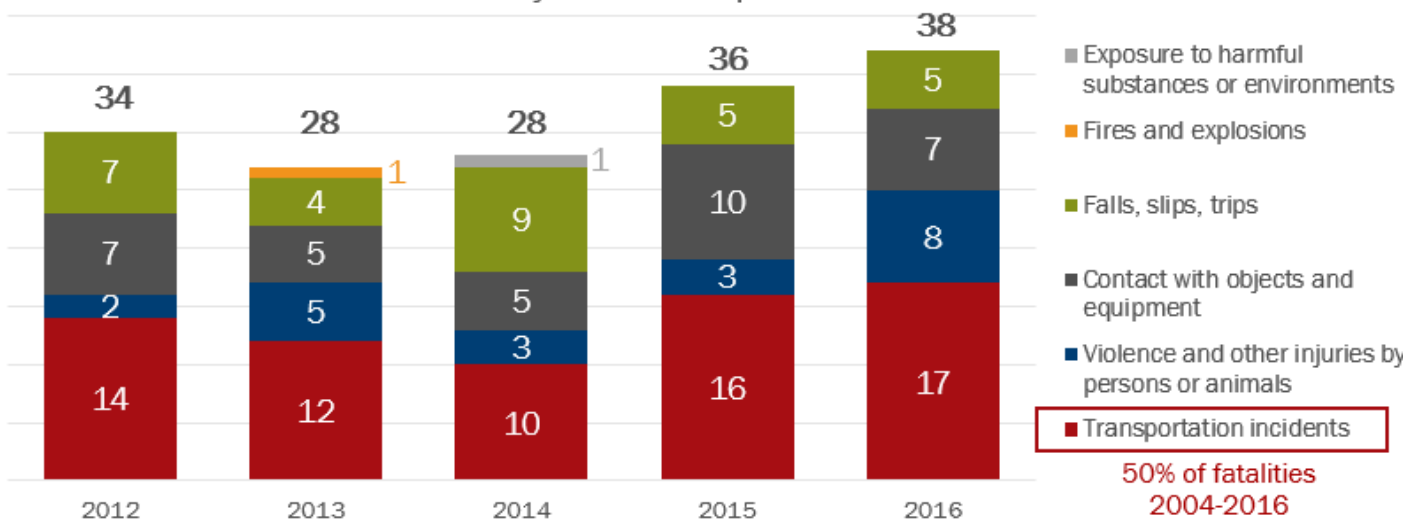
What areas can we target to prevent worker fatalities in Montana?

- Transportation-related fatalities – 50% of all worker fatalities from 2004-2016
- Workers age 55 and up – transportation incidents and falls/slips/trips
- Smaller businesses face unique challenges for workplace safety.
- Top Industries for Worker Fatalities in Montana: Agriculture & Construction

Work-Related Fatalities per 100,000 Full-Time Workers



Work-Related Fatalities by Event or Exposure



Data Source: Bureau of Labor Statistics Census of Fatal Occupational Injuries (CFOI)
 Note: Cases may not add up to the total fatality count for each year due to data suppression.

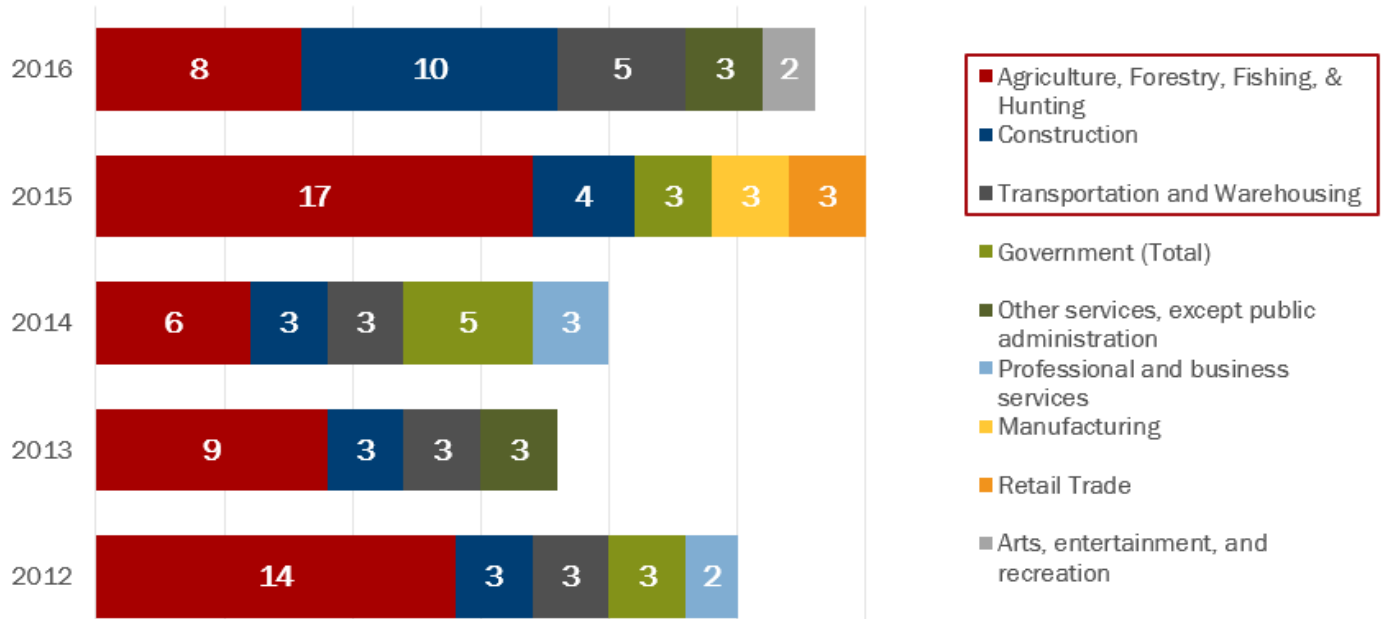
Work-Related Fatalities – by Industry

33% of work-related fatalities in 2012-2016: Agriculture, Forestry, Fishing, & Hunting (54 fatalities)

14% of work-related fatalities in 2012-2016: Construction (23 fatalities)

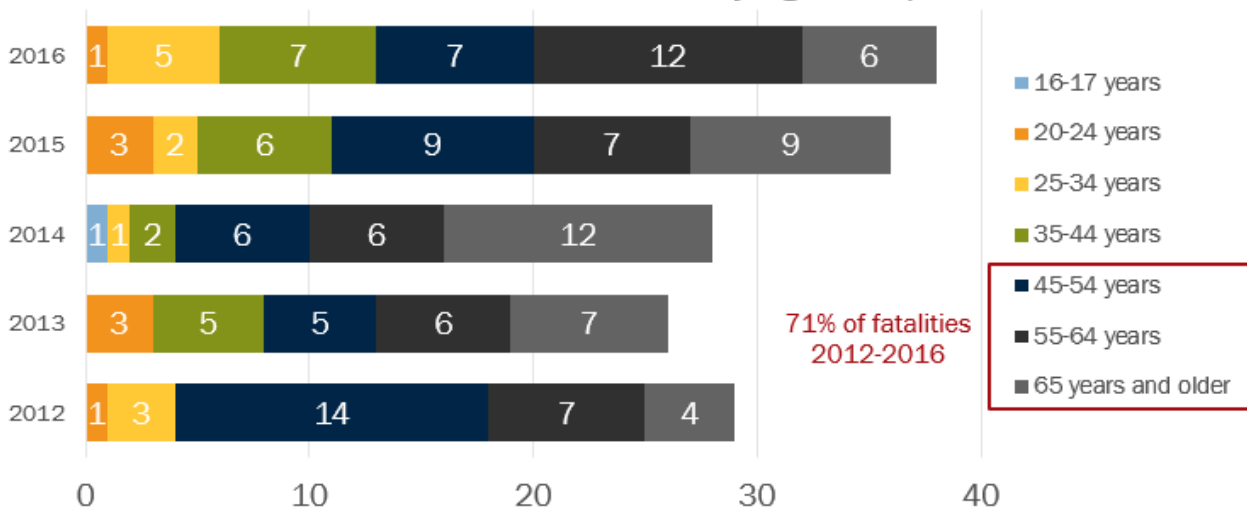
9% of work-related fatalities 2012-2016: Transportation & Warehousing (15 fatalities)

Top Industries with Highest Number of Fatalities, by Year



Notes: Counts may not add up to annual totals. Excluded: Industries with 1 fatality.

Work-Related Fatalities by Age Group



Contact:

Julia Brennan, Epidemiologist, Montana Department of Labor & Industry

Email: jbrennan@mt.gov Phone: (406) 444-1722 Website: www.mtworkerhealth.com

Data Source: Bureau of Labor Statistics Census of Fatal Occupational Injuries (CFOI)

Note: Cases may not add up to the total fatality count for each year due to data suppression.