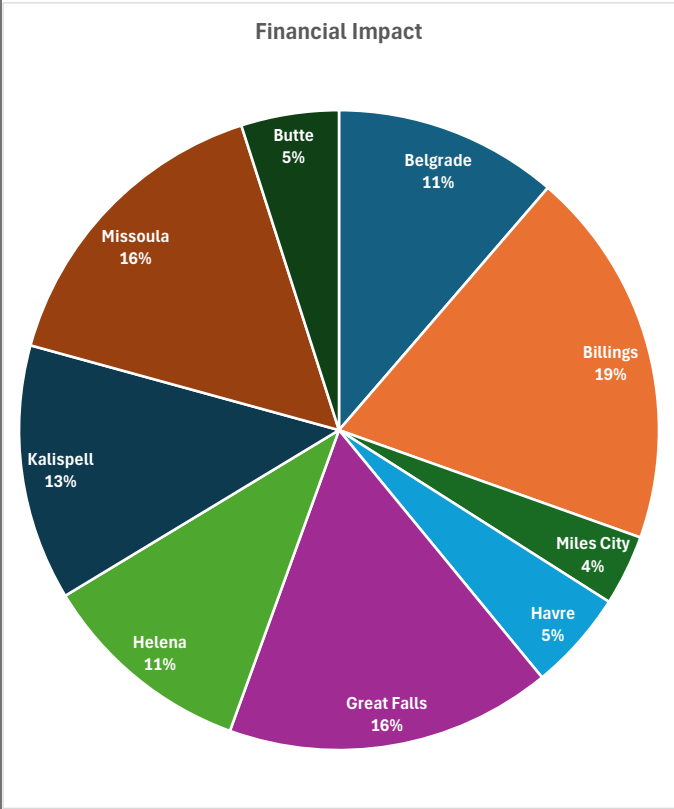
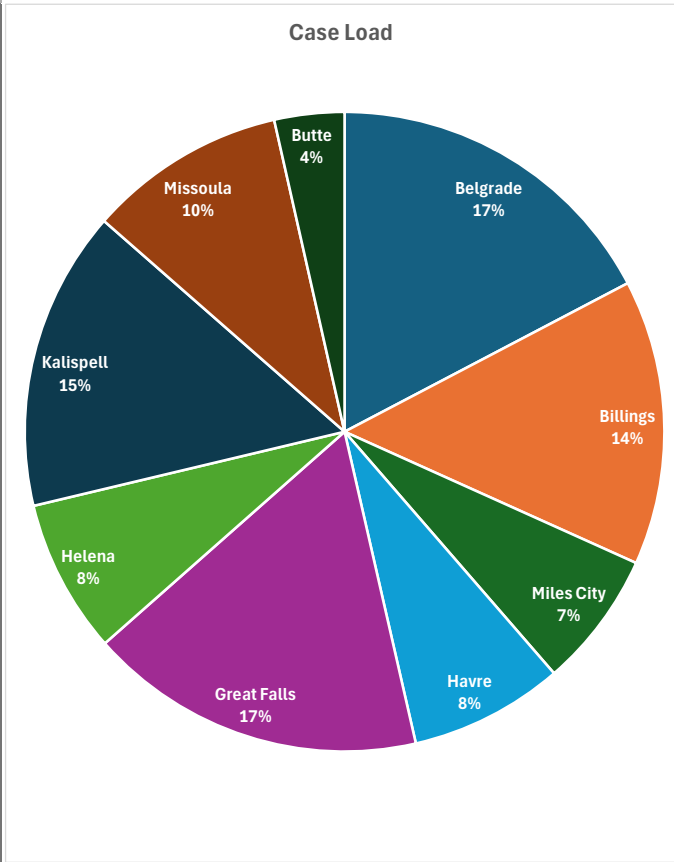


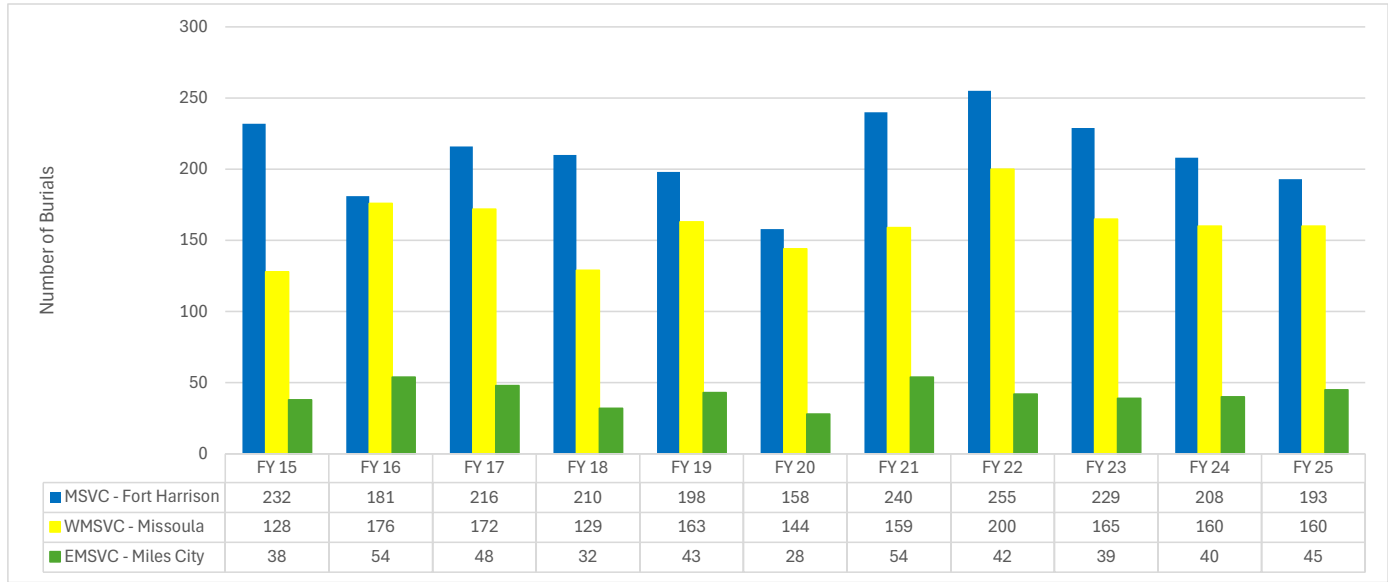
Montana Veterans Services Program - FY 2025 Compensation by Area

Region	City	County	Case Load	Financial Impact				
Region 1	Belgrade	E Madison	989	\$ 2,578,753	\$ 55,197,195			
		Gallatin		\$ 41,116,704				
		Meagher		\$ 1,631,285				
		Park		\$ 7,292,002				
		Sweet Grass		\$ 1,853,958				
		Wheatland		\$ 724,493				
	Billings	Big Horn	824	\$ 2,546,326	\$ 93,254,169			
		Carbon		\$ 4,901,466				
		Garfield		\$ -				
		Golden Valley		\$ 371,571				
		Musselshell		\$ 3,329,174				
		Petroleum		\$ 217,475				
		Rosebud		\$ 1,770,053				
		Stillwater		\$ 4,572,281				
		Treasure		\$ 159,312				
		Yellowstone		\$ 75,386,511				
		Miles City		Carter		394	\$ 328,866	\$ 17,402,540
				Custer			\$ 5,654,779	
	Daniels		\$ 396,976					
	Dawson		\$ 2,642,988					
	Fallon		\$ 724,434					
	Garfield		\$ 206,323					
	McCone		\$ 809,991					
	Powder River		\$ 428,041					
	Prairie		\$ 515,287					
	Richland		\$ 1,495,796					
	Roosevelt		\$ 1,800,155					
	Rosebud		\$ 1,612,523					
Sheridan	\$ 616,584							
Wibaux	\$ 169,797							
Region 2	Havre	Blaine	445	\$ 2,769,290	\$ 24,589,803			
		Chouteau		\$ 360,641				
		Glacier		\$ 5,316,665				
		Hill		\$ 7,251,408				
		Liberty		\$ 632,242				
		Phillips		\$ 2,275,530				
		Pondera		\$ 195,338				
		Toole		\$ 2,493,611				
		Valley		\$ 3,295,078				
	Great Falls	Cascade	975	\$ 68,477,298	\$ 80,342,239			
		Chouteau		\$ 1,617,138				
		Fergus		\$ 4,463,272				
		Judith Basin		\$ 1,002,181				
		Lewis & Clark		\$ 330,503				
		Pondera		\$ 1,794,087				
	Teton	\$ 2,657,760						
	Helena	Broadwater	445	\$ 3,758,418	\$ 52,672,368			
		Lewis & Clark		\$ 42,345,485				
N Jefferson		\$ 5,914,142						
Powell		\$ 654,323						
Region 3	Kalispell	Flathead	867	\$ 42,312,105	\$ 63,031,998			
		Lake		\$ 8,524,095				
		Lincoln		\$ 12,195,798				
	Missoula	Mineral	572	\$ 3,735,778	\$ 77,008,085			
		Missoula		\$ 47,949,687				
		Ravalli		\$ 17,515,947				
		Sanders		\$ 7,806,673				
	Butte	Beaverhead	202	\$ 2,705,357	\$ 24,075,008			
		Deer Lodge		\$ 3,053,047				
		Granite		\$ 927,825				
N Madison		\$ 1,078,154						
Powell		\$ 2,373,135						
S Jefferson		\$ 1,871,295						
Silverbow		\$ 12,056,846						
State Agencies	\$ 9,349							
			5,713	\$ 487,573,405				



Montana State Veterans Cemetery Program - FY 2025

Cemetery	Number of Burials	Estimated Revenue from Burials
Montana State Veterans Cemetery (MSVC)	193	\$ 176,089.00
Western Montana State Veterans Cemetery (WMSVC)	160	\$ 140,520.00
Eastern Montana State Veterans Cemetery (EMSVC)	45	\$ 36,777.00
TOTAL	398	\$ 353,386.00



Montana Veteran Affairs Division Staffing - FY 2025

Office Location	Administrator	Budget Analyst	Accountant	Admin Support	Bureau Chief	Regional VSO	VSO	Cemetery Manager	Grounds-keeper	TOTALS
Headquarters (Helena)	1	1	1	1						4
Montana State Veterans Cemetery Program										
MSVC								1	3	4
WMSVC					1			1	2	4
EMSVC								1	1	2
Montana Veterans Service Program										
Belgrade				1	1		3			5
Billings				1		1	2			4
Butte							1			1
Great Falls				1			3			4
Havre						1	1			2
Helena				1			2			3
Kalispell				1		1	2			4
Miles City							1			1
Missoula				1			3			4
TOTALS	1	1	1	7	2	3	18	3	6	42