

FWP AIS PROGRAM COSTS

Station Name	FWP/Contract FY22	Open Date	Close Date	Days of Operation	Hrs of Operation	FY18 Costs	FY19 Costs	FY20 Costs	FY21 Costs	FY22 Costs to Date
Anaconda	FWP	3/12/22	10/23/22	225	16	\$158,377.92	\$200,762.73	\$101,102.81	\$128,133.98	\$38,064.39
Bighorn NRA	No longer exists					\$6,724.73	\$0.00	\$0.00	\$0.00	\$0.00
CF BOR Visitor Center	No longer exists					\$197,625.72	\$190,395.01	\$104,748.32	\$0.00	\$0.00
CF Goosebay	No longer exists					\$137,982.25	\$107,289.16	\$38,574.62	\$0.00	\$0.00
CF Helgate	No longer exists					\$181,031.84	\$171,474.03	\$78,011.51	\$0.00	\$0.00
CF Silos	No longer exists					\$244,497.07	\$260,090.24	\$118,647.38	\$0.00	\$0.00
CF Roving	No longer exists					\$0.00	\$0.00	\$0.00	\$0.00	\$0.00
Culbertson	No longer exists					\$52,824.01	\$0.00	\$0.00	\$0.00	\$0.00
Dena Mora (Station moved to St. Regis)	No longer exists					\$104,250.47	\$102,373.99	\$100,194.00	\$0.00	\$0.00
Elmo	No longer exists						\$59,620.89		\$0.00	\$0.00
Eureka	FWP	5/7/22	9/5/22	121	12	\$39,318.05	\$87,686.31	\$87,746.46	\$14,120.69	\$6,440.19
Fresno / Roving (Havre)	No longer exists								\$6,071.85	\$1,528.10
FP Creel / Roving (Jordan)	No longer exists					\$127,788.71	\$99,625.75	\$95,626.70	\$11,902.21	\$0.00
Hardin	Contracted Spring 2022					\$127,764.22	\$150,072.83	\$153,819.86	\$180,818.85	\$50,174.74
Helena US-12	FWP	4/30/22	10/16/22	169	16	\$142,845.32	\$153,279.71	\$115,075.66	\$85,342.04	\$47,300.33
Lincoln	No longer exists					\$148,368.83	\$92,582.54		\$0.00	\$0.00
Plains (Station moved to Thompson Falls)	No longer exists						\$22,781.00	\$76,537.56	\$70,829.16	\$0.00
St Regis	FWP	4/30/22	9/18/22	141	16				\$96,660.22	\$14,208.21
Sula	FWP	4/30/22	9/5/22	128	12	\$150,476.67	\$121,035.86	\$102,162.77	\$55,580.77	\$18,114.10
Terry	No longer exists						\$1,369.43	\$0.00	\$0.00	\$0.00
Tiber Bootlegger	No longer exists					\$68,530.09	\$35,651.90	\$29,616.07	\$53,820.69	\$0.00
Tiber East	No longer exists					\$69,279.53	\$0.00	\$0.00	\$0.00	\$0.00
Tiber Marina	Proposing to Close					\$120,700.77	\$151,327.55	\$91,174.76	\$88,395.84	\$35,570.90
Tiber North	No longer exists					\$63,383.42	\$0.00	\$0.00	\$0.00	\$0.00
Tiber VFW Campground	Proposing to Close					\$121,391.42	\$194,346.30	\$85,563.72	\$61,655.57	\$24,890.15
Tiber Willow Creek	Proposing to Close					\$18,897.24	\$34,999.35	\$17,801.45	\$26,738.52	\$2,864.57
Tiber - BOR	No longer exists								\$99,702.43	\$0.00
Tongue R.	Proposing to Close					\$38,212.70	\$53,858.25	\$45,612.36	\$16,337.43	\$3,867.87

Troy	FWP	4/23/22	9/18/22	148	16	\$44,567.13	\$84,223.38	\$109,358.71	\$86,697.05	\$17,735.79
Browning (Blackfeet)	Contract	4/16/22	10/16/22	183	16	\$42,756.36	\$106,383.85	\$60,215.55	\$67,221.32	\$46,666.46
Clearwater (Missoula County)	Contract	4/16/22	10/16/22	183	16	\$72,775.29	\$99,373.07	\$100,375.12	\$168,936.34	\$88,127.98
Dillon (Beaverhead CD)	Contract	3/12/22	10/23/22	225	16	\$143,032.83	\$157,111.02	\$130,288.55	\$173,352.31	\$36,056.46
Nashua (McCone CD)	Contract	4/16/22	10/23/22	190	16	\$33,507.58	\$129,183.01	\$92,270.57	\$138,810.44	\$62,971.19
Jesco	No longer exists					0	\$262.63	\$17,071.90	\$0.00	\$0.00
Wibaux (Garfield CD)	Contract	4/2/22	10/23/22	204	16	\$97,587.51	\$131,669.01	\$90,736.69	\$180,546.53	\$63,301.12
Flowing Wells (Garfield CD)	Contract	4/16/22	10/23/22	190	16				\$172,209.57	\$61,959.36
Broadus (Powder River CD)	Contract	4/16/22	9/16/22	87	12				\$0.00	\$0.00
Hardin (Big Horn CD)	Contract	4/16/22	10/23/22	190	16				\$0.00	\$0.00
St Xavier (Big Horn CD)	Contract	4/30/22	9/18/22	141	16				\$0.00	\$0.00
Thompson Falls (CSKT)	Contract	4/23/22	9/18/22	148	16	\$113,531.60	\$74,868.57	\$0.00	\$32,038.17	\$68,637.23
Ravalli (CSKT)	Contract	3/12/22	10/23/22	225	16	\$147,669.78	\$209,611.29	\$174,034.81	\$199,227.71	\$165,395.85
WIS Common Costs										
Items such as equipment (not site specific)						\$753,364.42	\$314,616.23	\$326,552.24	\$762,999.25	\$699,249.64
Total Costs for Operation of WIS						\$3,769,326.11	\$3,614,734.16	\$2,525,848.25	\$2,978,148.94	\$1,553,124.63
OTHER AIS ACTIVITIES										
Program Management				\$909,062.60		\$527,332.46	\$528,281.90	\$346,751.45	\$257,625.74	
Regional Offices								\$32,919.32	\$19,184.08	
Monitoring				\$335,707.30		\$409,430.97	\$401,938.98	\$693,440.42	\$431,250.32	
Area Managers				\$414,253.66		\$402,566.64		\$345,926.75	\$422,379.39	\$242,869.26
BOR Federal Projects 21 Session								\$758,800.59		\$0.00
One-Time-Only 21 Session										\$0.00
Other Projects										
CD AIS Station Improvements										
Total Costs for Other AIS Activities						\$1,659,023.56	\$1,339,330.07	\$2,112,890.63	\$1,495,490.58	\$950,929.40
TOTAL FWP AIS PROGRAM COSTS						\$5,428,349.67	\$4,954,064.23	\$4,638,738.88	\$4,473,639.52	\$2,504,054.03

FWP Watercraft Inspection and Decontamination Stations

2021 Season



- ★ Decontamination Station
- Class I Inspection Station*
- ★ Class II Inspection Station**
- Partner Agency Station
- Statewide Defense Perimeter
- Containment Zones
- Columbia River Basin Defense Perimeter
- Fishing District

CLEAN. DRAIN. DRY.



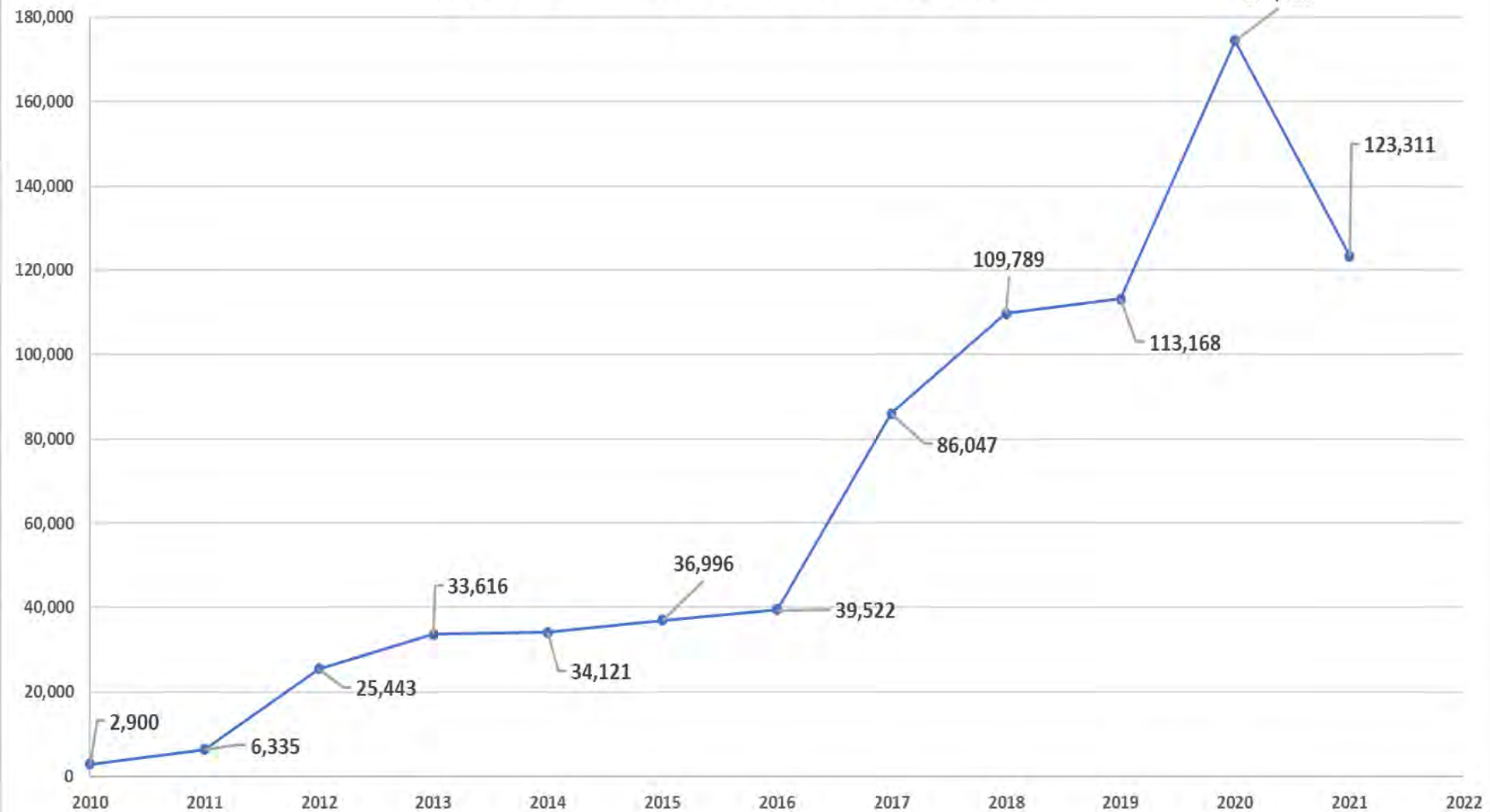
BoatInspectionStations_2021_11x17.pdf
1/20/2021 Created by Geographic Data Services
W:\Projects\402_AIS\InspectionStations\2021\End of Season Map

* Class I - full inspection and decontamination capability
** Class II - risk assessment screening, inspection and routing as needed

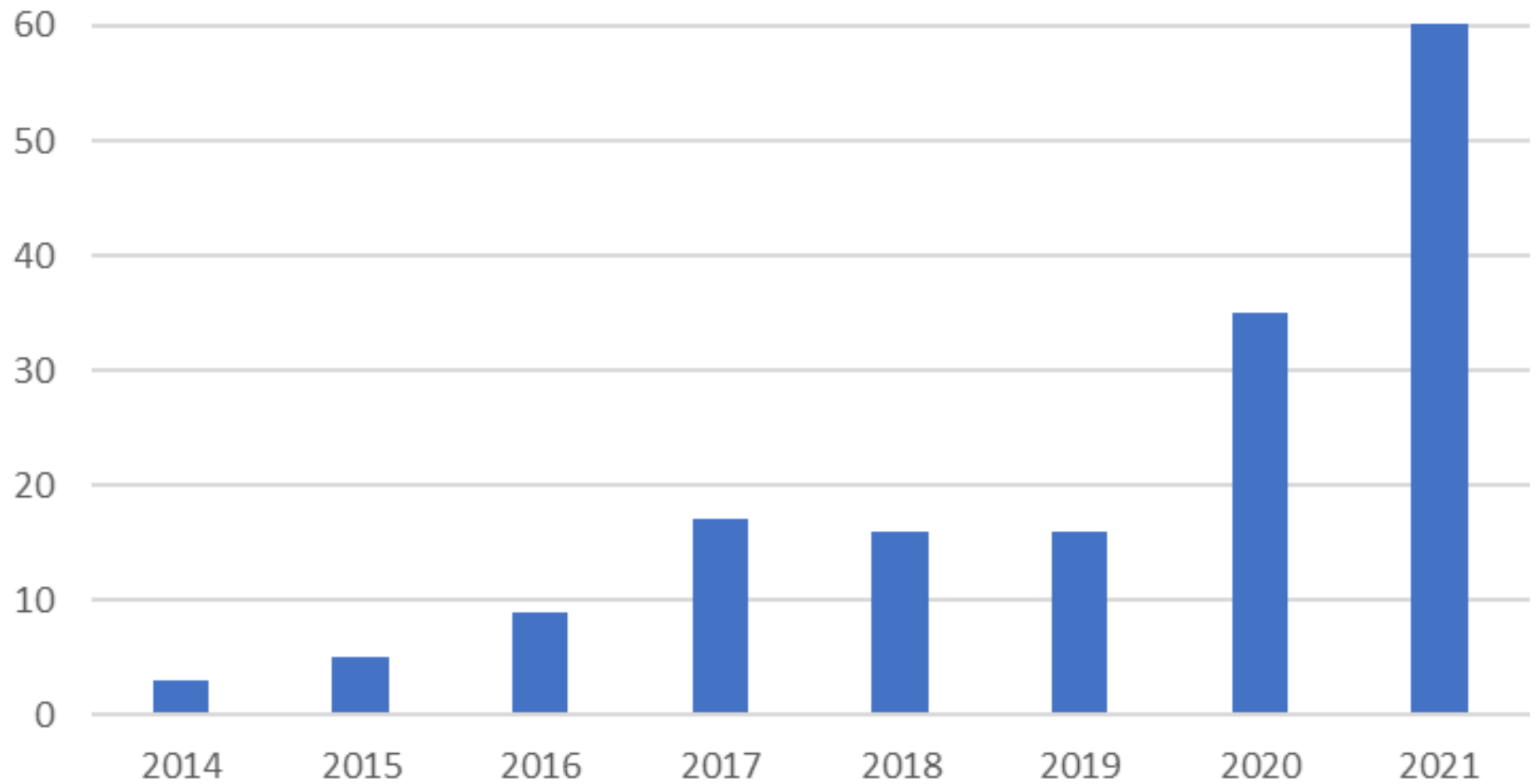
0 25 50
Miles



Watercraft Inspections By Year



Mussel Fouled Vessels by Year



61 Mussel Fouled Vessels

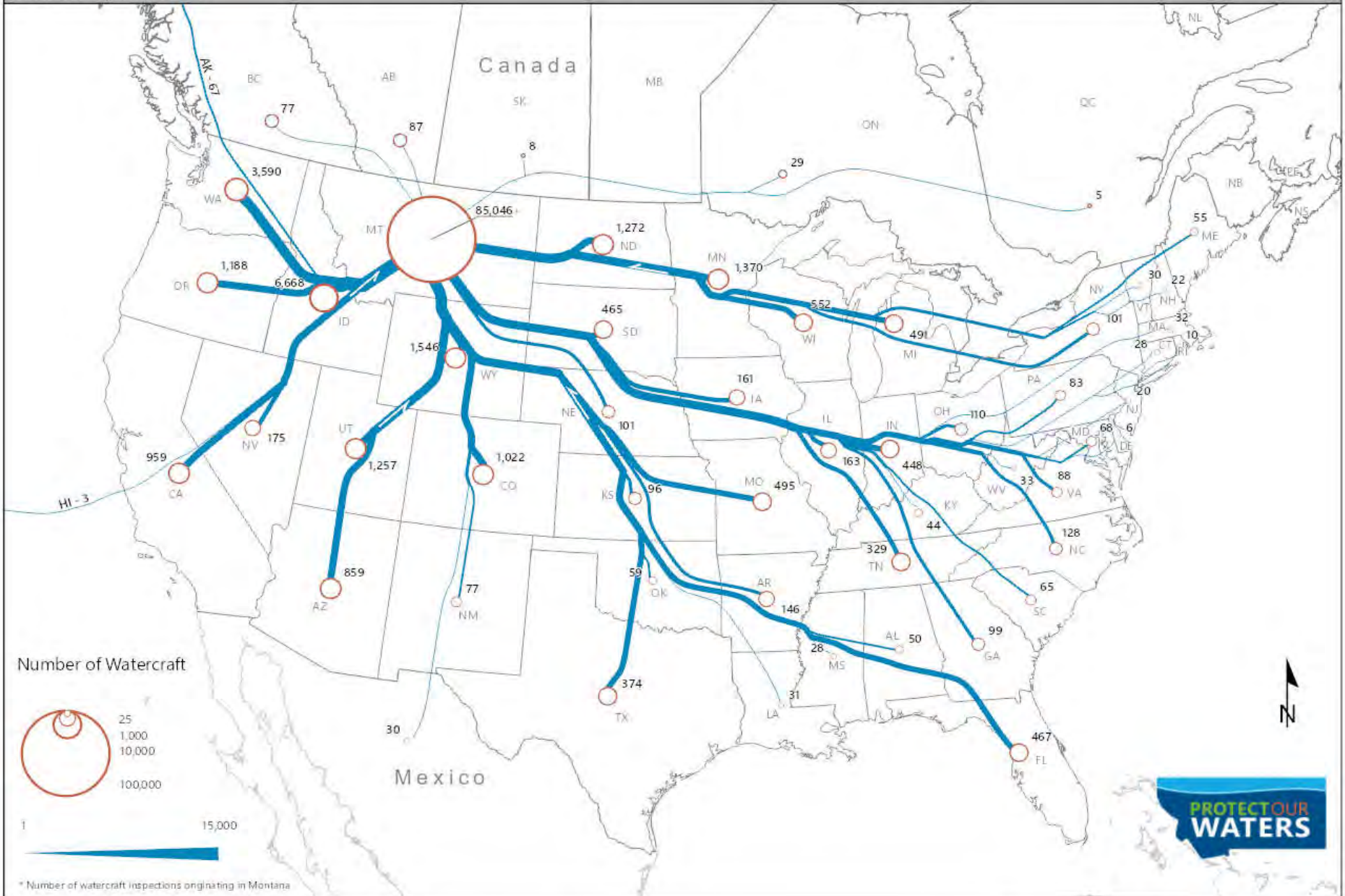
2021



Origin of AIS Watercraft Inspections in Montana

MONTANA FWP

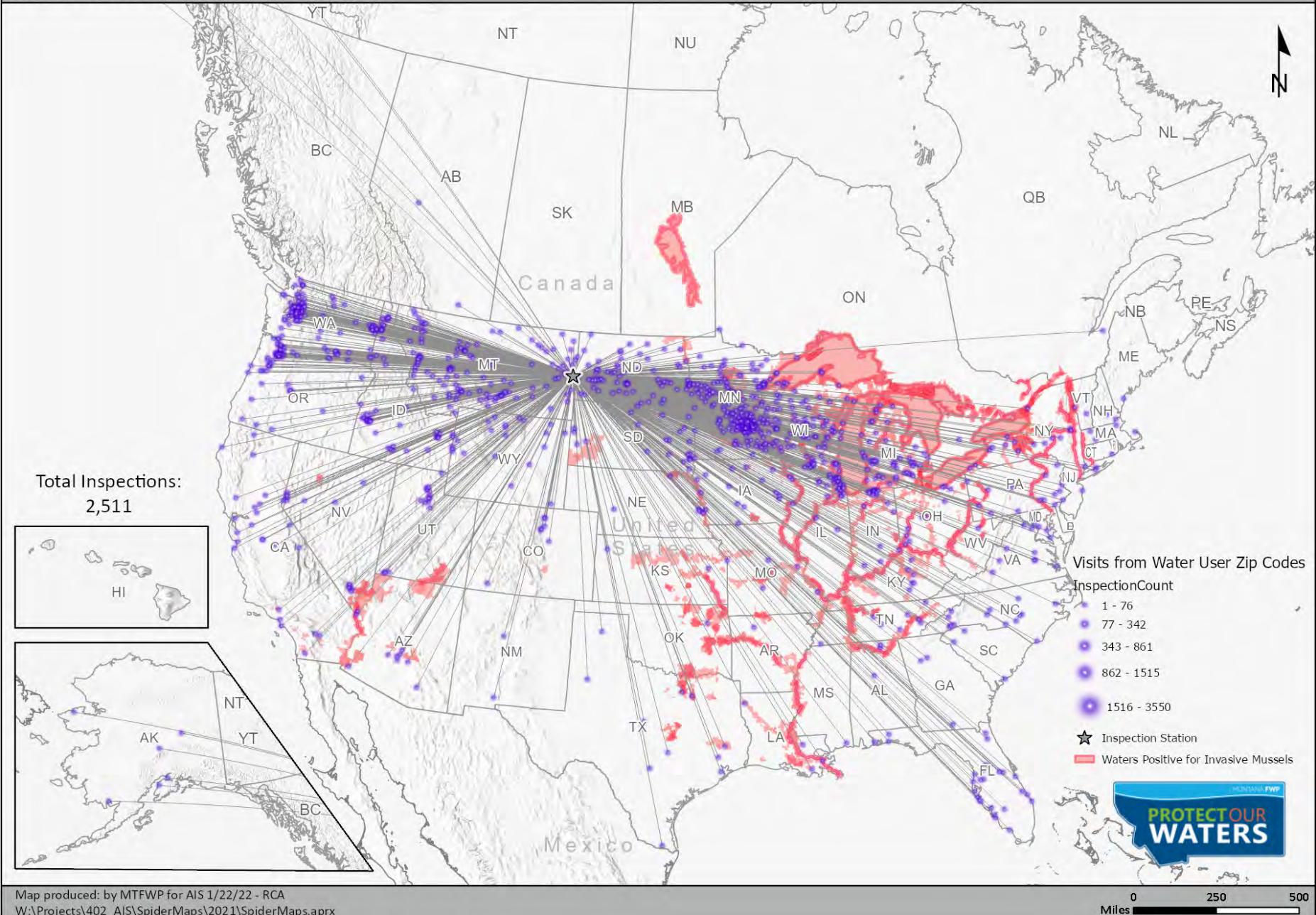
2021 Boat Inspection Season



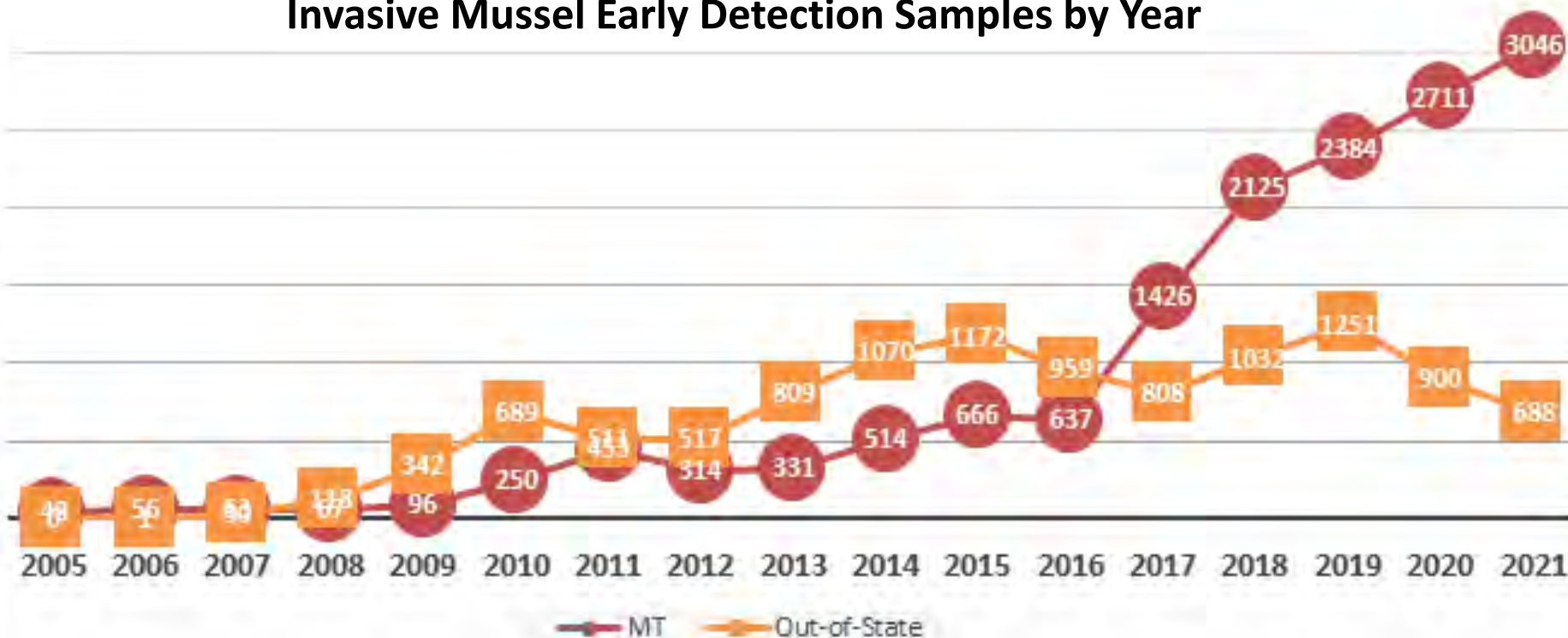
Wibaux Inspection Station

MONTANA FWP

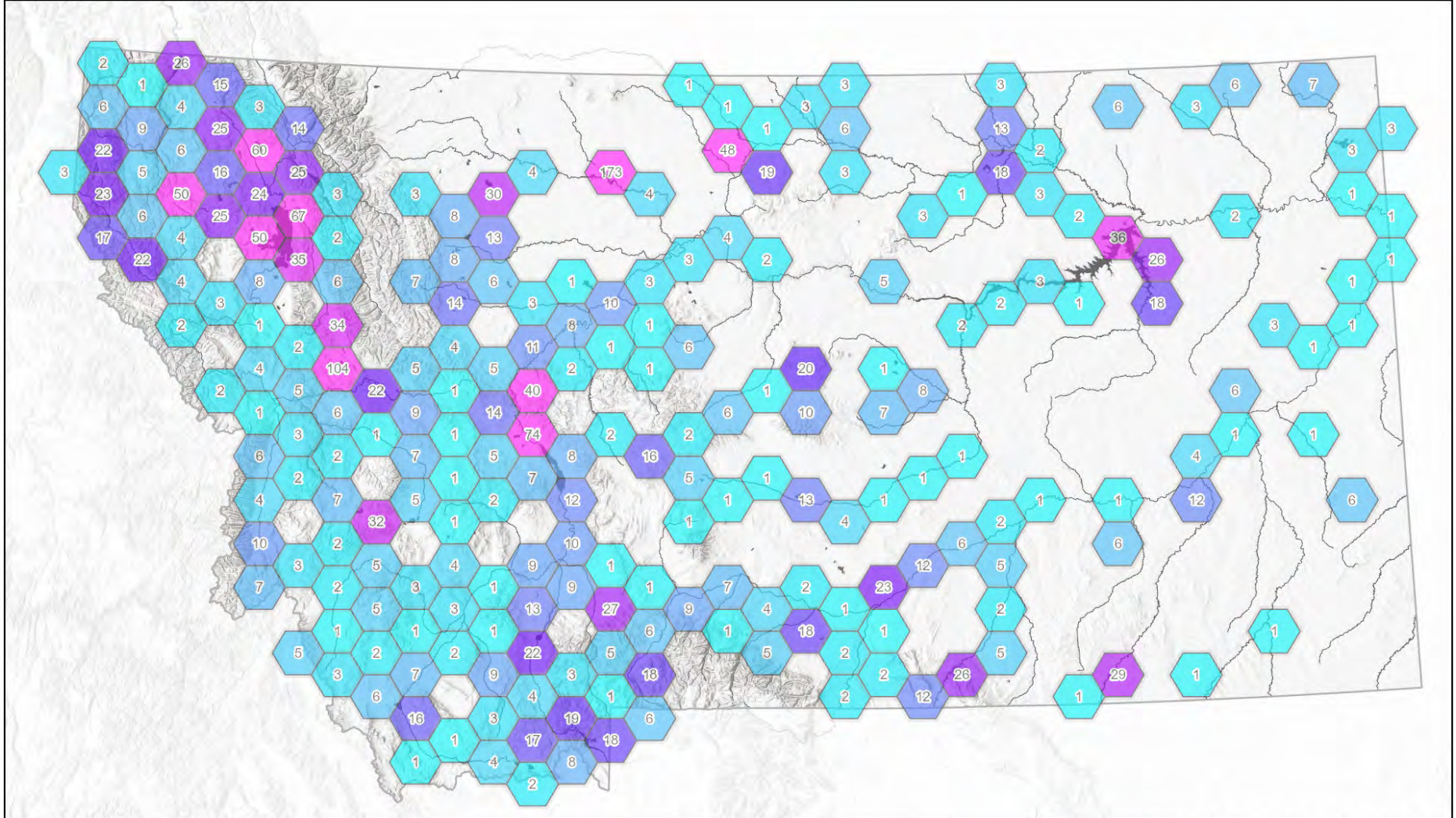
Watercraft Movement into Montana 2021



Invasive Mussel Early Detection Samples by Year



2021 FWP Plankton Net Survey Location



Plankton Net AIS Sample Location Density

