



HB 2 SUMMARY

HB 2 is the appropriations bill for the operations of state government, and includes most agency appropriations, except the following:

- Statutory appropriations (e.g., State Fund, debt service, local government distributions)
- Other appropriations bills (cat-and-dog bills)
- Transfers

HB 2 also includes language appropriations, which are not included in the HB 2 numbers and tables but are valid appropriation changes.

HB 2 NARRATIVE

This narrative is an agency-by-agency, program-by-program summary of 2027 biennium appropriations in HB 2. The purpose of this narrative is to provide a resource to aid legislators for action on HB 2 by providing an explanation of the appropriations included in the bill. The narrative reflects action through the Joint Appropriations Subcommittees.

The narrative for each agency begins with an agency summary table comparing total appropriations for the 2027 biennium to the 2025 biennium. Following the agency table is a reference to the pages in the LFD [Budget Analysis](#) in which the agency is discussed in more detail.

The agency section of the narrative also includes agency highlights summarizing major budget actions. The narrative provides a table for each program that summarizes the total budget by base, present law adjustments, and new proposals. After the agency highlights table each agency-level section includes a table showing actual expenditures, base budget, and legislative budget for the 2027 biennium. This table is followed by another which compares legislative appropriations for the 2027 biennium to executive request. The agency summary ends with a discussion of any agency-wide language included in HB 2.

Explanations of the changes in appropriations for each program within the agency follow. These sections begin with a program summary table comparing total appropriations for the 2025 biennium to the 2027 biennium. Also included is a summary of program funding, followed by a table that summarizes the total budget by base, present law adjustments, and new proposals. A table showing major present law adjustments, and an explanation of those adjustments, follows. A table and explanation outlining all new proposals (if any) follow the present law adjustments section.

Training documents on terminology and the [HB 2 process](#) are available on the Legislative Fiscal Division [webpage](#) (under the Guides and Videos tab).

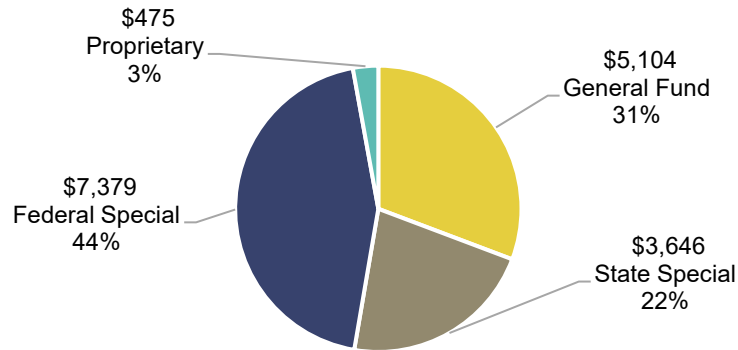
STATE BUDGET SUMMARY

The following graphics provide a summarization of HB 2 appropriations through Joint Appropriations Subcommittees action. These graphics provide summary level information regarding the types of funds in HB 2 and where such funds are utilized. The graphics are summarized by budget sections.

The LFD [HB 2 budget tool](#) shows additional detail on the status of HB 2 at each stage through the legislative appropriations process.

HB 2 Funding by Type

2027 Biennium Legislative Budget by Fund Type
 Total Funds - HB 2 Only
 Total = \$16,604 (\$ Millions)

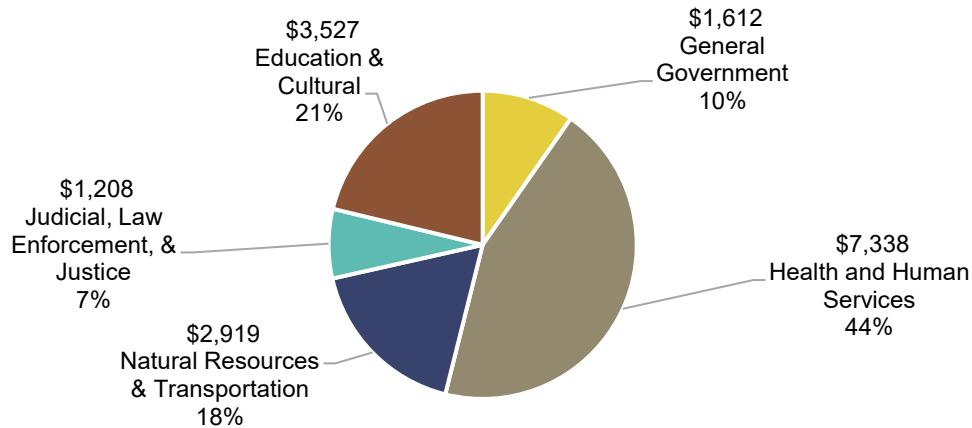


The largest source of funding in HB 2 is federal funds at 44%, with general fund making up 31% of HB 2 appropriations.

HB 2 Funding by Section

The largest section of HB 2 as measured by total funds is Section B (Public Health and Human Services), with a total HB 2 biennial budget of \$7,338 million, or 44% of the HB 2 budget, followed by Section E (Education) with \$3,527 million and Section C (Transportation & Natural Resources) with \$2,919 million.

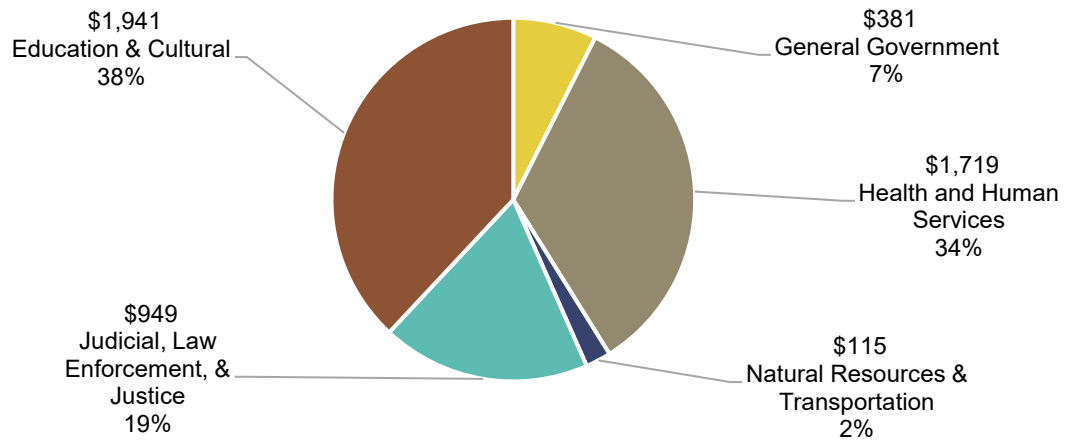
2027 Biennium Legislative Budget by Section
 Total Funds - HB 2 Only
 Total = \$16,604 (\$ Millions)



HB 2 General Fund by Section

General fund is predominately utilized to fund budgets in the Education budget section, totaling \$1.94 billion, and Public Health and Human Services budget section, totaling \$1.72 billion. Natural resource agencies (Section C) utilize the smallest amount of general fund appropriations at \$115 million.

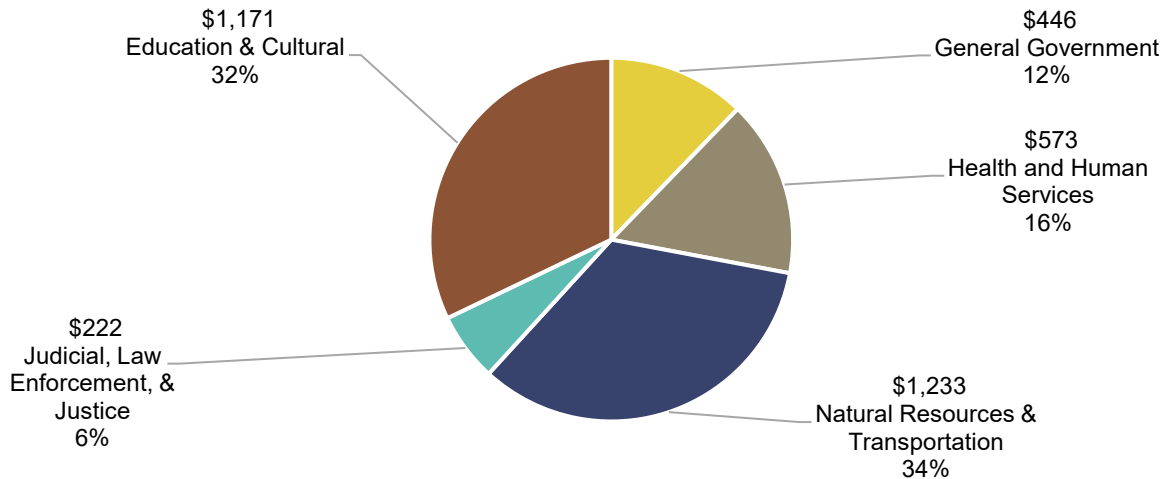
2027 Biennium Legislative Budget by Section
 General Fund - HB 2 Only
 Total = \$5,104 (\$ Millions)



HB 2 State Special Revenue by Section

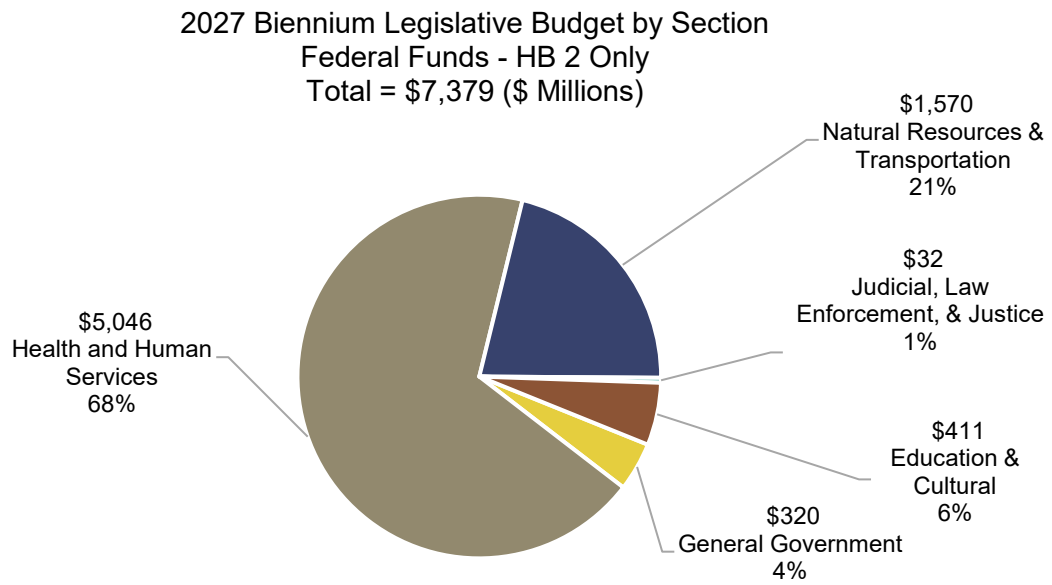
State Special revenue funds are earmarked for the purpose of defraying costs in an agency or program. These revenues could be entirely or in part sourced from fees, licenses and permit revenues paid by individuals utilizing a service or obtaining a permit. State special revenue funds appropriations in HB 2 total \$3.6 billion of which 34%, or \$1.2 billion, support Section C (natural resources) agencies.

2027 Biennium Legislative Budget by Section
 State Special Revenue - HB 2 Only
 Total = \$3,646 (\$ Millions)



HB 2 Federal Special Revenue by Section

Federal funds are comprised of funds made available by the federal government for a specific purpose and utilized within federal guidelines. HB 2 contains \$7.4 billion in federal funds of which the primary users are health and human services and transportation.



AGENCY BUDGET COMPARISONS BY FUND TYPE

This section provides comparisons, by agency, of the recommendations for HB 2. The comparisons show fund types, except proprietary. Comparisons include the 2025 biennium appropriations to the 2027 biennium legislative appropriation as well as the 2027 biennium executive request to the current legislative appropriation. This overview provides a summary of the legislatively adopted budget; the agency and program narratives that follow describe the budget changes in detail. The tables below do not include any HB 2 language appropriations.

General Fund

As defined in 17-2-102, MCA, the general fund “accounts for all financial resources except those required to be accounted for in another fund.” The general fund provides funding for the general operations of state government. The legislative budget is \$45.6 million or 0.9% higher than the executive proposal, and \$786.8 million or 18.2% higher than the 2025 biennium budget.

Differences are described in each agency in the narrative, but the following changes as compared to the 2025 biennium budget are noteworthy:

Section A, General Government

Significant increases in general fund include:

- An increase of approximately \$9.1 million per fiscal year for the general fund transfer to the capital development fund account within the Department of Administration
- An increase of approximately \$7.2 million in FY 2026 and \$7.7 million in FY 2027 for the general fund transfer to the major maintenance repair fund within the Department of Administration
- Increases in PB and operating costs related to property tax revision implementation in the Department of Revenue. This change is a culmination of three decision packages for a total increase of approximately \$4.6 million over the 2027 biennium and is contingent on HB 155, HB 154, and HB 231. All decision packages are biennial
- Adoption of a restricted and biennial recruitment and retention contingency fund in the Governor’s Office of \$5.3 million each fiscal year of the 2027 biennium
- Adoption of a restricted, biennial, and one-time-only \$4.0 million appropriation in FY 2026 for multi-domain operations training infrastructure in the Department of Military Affairs
- An increase in operational costs for the Veteran’s Affairs Divisions of approximately \$1.9 million in FY 2026 and \$1.9 million in FY 2027
- A present law adjustment of approximately \$2.9 million over the 2027 biennium in the Legislative Branch, primarily for information technology upgrades
- A decrease in the Department of Labor and Industry of approximately \$1.9 million each fiscal year of the 2027 biennium to switch funds used for the Human Right Bureau to state special revenue

Section B, Public Health and Human Services

The largest areas of general fund increase are in Section B, Department of Public Health and Human Services (DPHHS). The following areas were increased significantly from the 2025 biennium:

- Adoption of \$86.7 million general fund increase for Federal Medical Assistance Percentage (FMAP) changes
- A total of \$79.5 million general fund over the biennium was appropriated to the Health Care Facilities Division on a one-time-only basis to support state and contract staffing needs at state run facilities
- Adoption of higher provider rates for Medicaid and non-Medicaid providers totaling \$47.8 million in general fund
- Increases for information technology amount to \$19.8 million general fund over the biennium,

including costs for information technology maintenance and operations as well as rate increases for information technology services through the Statewide Information Technology Services Division (SITSD)

- Adoption of increased caseload funding for foster care, guardianship, and adoption totaling \$14.4 million in general fund

Section C, Natural Resources and Transportation

Significant increases in general fund include:

- Additional funding for stream gage networks: \$1.9 million
- New positions budgeted (9.00) in DEQ to support increasing caseloads: \$1.3 million

Section D, Judicial, Law Enforcement, and Justice

Significant increases in general fund include:

- Department of Corrections
 - Just over \$11.2 million general fund for provider rate increases with existing contracted community corrections facilities and continuing two one-time initiatives from the 2023 Session
 - \$8.9 million in statewide present law adjustments to personal services and fixed costs
 - \$6.2 million to increase base appropriations for reimbursing county jail holds
 - Nearly \$2.8 million for increases in provider rates paid to contracted secure facilities and local detention centers
 - \$2.7 million for increases in costs of contracted placements for juveniles and to fund caseworker services
 - Almost \$2.5 million general fund for new equipment and technology purchases
- Department of Justice
 - About \$7.2 million in general fund for pay increases for Highway Patrol troopers
 - Addition of \$4.0 million general fund for victim services
 - Nearly \$2.0 million for statewide present law adjustments to personal services and fixed costs
- Office of Public Defender
 - \$6.7 million general fund for a total 31.06 new PB for the biennium including transitioning a total of 22.06 modified PB to permanent
 - Nearly \$6.6 million general fund to cover shortfalls in contracted attorney costs
 - Nearly \$6.4 million general fund to increase the contracted attorney pay rate from \$71.00 to \$90.00 per hour
- Judicial Branch
 - \$3.8 million in statewide present law adjustments to personal services and fixed costs
 - \$1.7 million for two new judge positions and accompanying staff for a total of 4.00 PB in FY 2026 and 8.00 PB in FY 2027
 - \$1.5 million to support contract increases for software programs

Section E, Education and Cultural Resources

Significant increases in general fund include:

- An increase of approximately \$108.0 million general fund over the biennium for the Office of Public Instruction (OPI), contingent on legislation for increased teacher pay (HB 252)
- A K-12 BASE aid inflationary increase for OPI, totaling \$52.1 million of general fund
- Approximately \$36.0 million in general fund for the school equalization and property tax reduction (SEPTR) account overflow mechanisms for OPI, per 20-9-336, MCA
- A present law inflationary increase for the Montana University System (MUS), totaling \$21.9 million general fund over the biennium
- Increases for the One-Two-Free Program and the Montana 10 Program, totaling \$11.4 million general fund over the biennium
- An increase for MUS fixed costs, totaling \$9.8 million general fund over the biennium

There were also some school funding and property tax related fund shifts:

- An increase of approximately \$41.4 million general fund over the biennium for OPI, contingent on legislation for homestead and comstead property tax adjustments which would reduce revenue from the 95 mills (HB 231)
- An increase of approximately \$2.6 million general fund over the biennium for OPI, contingent on legislation for an increased business equipment property tax reduction (SB 322)
- A reduction of approximately \$156.9 million general fund over the biennium for OPI due to the projected increase in revenue from the 95 mills
- A reduction of approximately \$21.5 million general fund over the biennium for OPI, contingent on legislation for to move non-levy revenue associated with the 95 mills from the general fund to the SEPTR account (HB 18)

General Fund HB 2 Only	2025 Biennium Approp	2027 Biennium Gov Budget	2027 Biennium Legislative Budget	Legislative Budget Compared to 2025 Biennium Approp	Legislative Budget Compared to 2027 Biennium Gov Budget
Total Ongoing					
A					
11040 LEGISLATIVE BRANCH	46,333,552	52,442,446	53,196,624	14.8%	1.4%
31010 GOVERNOR'S OFFICE	15,037,543	40,260,494	26,830,321	78.4%	-33.4%
32020 COMMISSIONER OF POLITICAL PRACTICES	1,749,025	1,905,401	1,901,714	8.7%	-0.2%
34010 STATE AUDITOR'S OFFICE	177,393	314,786	-	-100.0%	-100.0%
58010 DEPARTMENT OF REVENUE	124,817,224	140,223,299	141,394,375	13.3%	0.8%
61010 DEPARTMENT OF ADMINISTRATION	79,111,676	115,192,215	115,173,878	45.6%	0.0%
65010 DEPARTMENT OF COMMERCE	11,896,828	12,917,365	12,915,751	8.6%	0.0%
66020 DEPARTMENT OF LABOR AND INDUSTRY	4,969,923	1,671,517	2,260,720	-54.5%	35.2%
67010 DEPARTMENT OF MILITARY AFFAIRS	17,144,730	22,308,109	22,666,471	32.2%	1.6%
B					
69010 DEPARTMENT OF PUBLIC HEALTH & HUMAN SERVICES	1,432,486,806	1,642,666,329	1,629,518,616	13.8%	-0.8%
C					
53010 DEPARTMENT OF ENVIRONMENTAL QUALITY	12,187,711	16,578,651	16,578,651	36.0%	0.0%
56030 DEPARTMENT OF LIVESTOCK	8,015,820	9,971,263	9,370,536	16.9%	-6.0%
57060 DEPARTMENT OF NATURAL RESOURCES AND CONSERVATION	71,862,894	85,202,157	85,521,427	19.0%	0.4%
62010 DEPARTMENT OF AGRICULTURE	2,344,316	2,234,157	2,176,241	-7.2%	-2.6%
D					
21100 JUDICIAL BRANCH	111,737,018	130,258,238	127,266,516	13.9%	-2.3%
41100 DEPARTMENT OF JUSTICE	93,016,403	98,525,087	105,218,766	13.1%	6.8%
61080 OFFICE OF STATE PUBLIC DEFENDER	90,619,747	130,104,627	111,549,788	23.1%	-14.3%
64010 DEPARTMENT OF CORRECTIONS	496,040,461	596,499,550	593,099,693	19.6%	-0.6%
E					
35010 OFFICE OF PUBLIC INSTRUCTION	1,063,728,493	1,227,752,020	1,259,770,958	18.4%	2.6%
51010 BOARD OF PUBLIC EDUCATION	1,140,877	1,137,237	1,136,307	-0.4%	-0.1%
51020 COMMISSIONER OF HIGHER EDUCATION	534,200,094	622,353,237	636,115,925	19.1%	2.2%
51130 SCHOOL FOR THE DEAF & BLIND	17,741,307	19,765,894	19,699,566	11.0%	-0.3%
51140 MONTANA ARTS COUNCIL	1,218,310	1,347,844	1,347,298	10.6%	0.0%
51150 MONTANA STATE LIBRARY	6,336,883	7,217,249	7,214,961	13.9%	0.0%
51170 MONTANA HISTORICAL SOCIETY	7,475,545	4,977,902	3,851,582	-48.5%	-22.6%
Total OTO					
A					
11040 LEGISLATIVE BRANCH	2,286,338	(244,315)	(194,315)	-108.5%	-20.5%
31010 GOVERNOR'S OFFICE	(135,890)			-100.0%	
32020 COMMISSIONER OF POLITICAL PRACTICES	(3,288)		229,126	-7068.6%	
58010 DEPARTMENT OF REVENUE	(300,175)			-100.0%	
61010 DEPARTMENT OF ADMINISTRATION	244,154			-100.0%	
65010 DEPARTMENT OF COMMERCE	65,579			-100.0%	
66020 DEPARTMENT OF LABOR AND INDUSTRY	157,933			-100.0%	
67010 DEPARTMENT OF MILITARY AFFAIRS	(35,084)		4,300,000	-12356.3%	
B					
69010 DEPARTMENT OF PUBLIC HEALTH & HUMAN SERVICES	53,316,637	69,918,166	89,041,361	67.0%	27.4%
C					
53010 DEPARTMENT OF ENVIRONMENTAL QUALITY	852,961			-100.0%	
56030 DEPARTMENT OF LIVESTOCK	(15,262)	200,400	200,400	-1413.1%	0.0%
57060 DEPARTMENT OF NATURAL RESOURCES AND CONSERVATION	2,871,690	1,171,801	1,171,801	-59.2%	0.0%
62010 DEPARTMENT OF AGRICULTURE	749,498		49,000	-93.5%	
D					
21100 JUDICIAL BRANCH	1,956,808			-100.0%	
41100 DEPARTMENT OF JUSTICE	7,070,550	1,000,000	1,000,000	-85.9%	0.0%
61080 OFFICE OF STATE PUBLIC DEFENDER	2,492,606		8,602,800	245.1%	
64010 DEPARTMENT OF CORRECTIONS	6,483,879		1,846,600	-71.5%	
E					
35010 OFFICE OF PUBLIC INSTRUCTION	153,945	1,700,000	9,340,000	5967.1%	449.4%
51010 BOARD OF PUBLIC EDUCATION	(1,884)			-100.0%	
51020 COMMISSIONER OF HIGHER EDUCATION	(12,272,130)	1,000,000	735,330	-106.0%	-26.5%
51130 SCHOOL FOR THE DEAF & BLIND	(151,932)		122,000	-180.3%	
51140 MONTANA ARTS COUNCIL	(2,287)			-100.0%	
51150 MONTANA STATE LIBRARY	(30,004)			-100.0%	
51170 MONTANA HISTORICAL SOCIETY	267,358	50,000	2,000,000	648.1%	3900.0%
Grand Total	4,317,412,579	5,058,623,126	5,104,220,788	18.2%	0.9%

State Special Revenue

As defined in 17-2-102, MCA, the state special revenue fund “consists of money from state and other non-federal sources deposited in the state treasury that is earmarked for the purposes of defraying particular costs of an agency, program, or function of state government and money and other proceeds from other non-state or non-federal sources that is restricted by law or by the terms of an agreement, such as a contract, trust agreement, or donation.”

The legislative budget is \$61.7 million less or 1.7% lower than the executive budget proposal with respect to state special revenue appropriations in the 2027 biennium. In comparison to the 2025 biennium appropriations, the 2027 biennium budget is \$524.9 million more or 16.8% higher.

State Special Revenue Fund HB 2 Only	2025 Biennium Approp	2027 Biennium Gov Budget	2027 Biennium Legislative Budget	Legislative Budget Compared to 2025 Biennium Approp	Legislative Budget Compared to 2027 Biennium Gov Budget
Total Ongoing					
A					
11040 LEGISLATIVE BRANCH	4,654,135	5,629,827	5,624,692	20.9%	-0.1%
11120 CONSUMER COUNSEL	3,171,914	3,700,260	3,700,260	16.7%	0.0%
31010 GOVERNOR'S OFFICE	100,000	14,151,760	7,751,760	7651.8%	-45.2%
34010 STATE AUDITOR'S OFFICE	38,778,721	60,524,720	60,939,506	57.1%	0.7%
58010 DEPARTMENT OF REVENUE	186,594,847	200,217,277	199,447,565	6.9%	-0.4%
61010 DEPARTMENT OF ADMINISTRATION	15,306,158	17,564,096	17,557,789	14.7%	0.0%
65010 DEPARTMENT OF COMMERCE	20,515,005	20,957,026	20,855,792	1.7%	-0.5%
66020 DEPARTMENT OF LABOR AND INDUSTRY	108,825,747	126,511,098	126,470,310	16.2%	0.0%
67010 DEPARTMENT OF MILITARY AFFAIRS	2,103,990	3,056,164	3,055,582	45.2%	0.0%
B					
69010 DEPARTMENT OF PUBLIC HEALTH & HUMAN SERVICES	528,313,544	577,540,522	538,569,781	1.9%	-6.7%
C					
52010 DEPARTMENT OF FISH, WILDLIFE, AND PARKS	175,344,022	223,624,542	223,705,481	27.6%	0.0%
53010 DEPARTMENT OF ENVIRONMENTAL QUALITY	69,166,003	74,937,161	74,937,159	8.3%	0.0%
54010 DEPARTMENT OF TRANSPORTATION	639,012,050	758,700,019	758,632,246	18.7%	0.0%
56030 DEPARTMENT OF LIVESTOCK	18,667,628	20,476,403	20,458,724	9.6%	-0.1%
57060 DEPARTMENT OF NATURAL RESOURCES AND CONSERVATION	99,288,175	111,204,020	111,815,738	12.6%	0.6%
62010 DEPARTMENT OF AGRICULTURE	35,294,451	37,515,408	37,460,409	6.1%	-0.1%
D					
21100 JUDICIAL BRANCH	7,104,914	6,309,574	6,502,778	-8.5%	3.1%
41100 DEPARTMENT OF JUSTICE	164,155,349	192,501,070	178,960,238	9.0%	-7.0%
42010 PUBLIC SERVICE COMMISSION	10,091,324	11,642,349	11,510,214	14.1%	-1.1%
64010 DEPARTMENT OF CORRECTIONS	14,160,983	14,202,851	14,202,761	0.3%	0.0%
E					
35010 OFFICE OF PUBLIC INSTRUCTION	898,934,601	1,113,971,961	1,072,529,034	19.3%	-3.7%
51010 BOARD OF PUBLIC EDUCATION	8	-	-	-100.0%	
51020 COMMISSIONER OF HIGHER EDUCATION	69,619,548	76,801,497	76,801,497	10.3%	0.0%
51130 SCHOOL FOR THE DEAF & BLIND	586,514	611,470	611,470	4.3%	0.0%
51140 MONTANA ARTS COUNCIL	432,919	446,351	446,127	3.1%	-0.1%
51150 MONTANA STATE LIBRARY	5,951,611	6,265,936	6,346,652	6.6%	1.3%
51170 MONTANA HISTORICAL SOCIETY	5,287,859	9,900,608	11,398,650	115.6%	15.1%
Total OTO					
A					
11040 LEGISLATIVE BRANCH		682,997	682,997		0.0%
11120 CONSUMER COUNSEL	297,068			-100.0%	
34010 STATE AUDITOR'S OFFICE	2,791,642			-100.0%	
58010 DEPARTMENT OF REVENUE	(389)			-100.0%	
61010 DEPARTMENT OF ADMINISTRATION	(38,681)			-100.0%	
65010 DEPARTMENT OF COMMERCE	(145,579)			-100.0%	
66020 DEPARTMENT OF LABOR AND INDUSTRY	2,213,626	100,000	100,000	-95.5%	0.0%
67010 DEPARTMENT OF MILITARY AFFAIRS	(4,633)			-100.0%	
B					
69010 DEPARTMENT OF PUBLIC HEALTH & HUMAN SERVICES	(109,905)	409,880	34,734,717	-31704.3%	8374.4%
C					
52010 DEPARTMENT OF FISH, WILDLIFE, AND PARKS	(210,474)	750,926	988,176	-569.5%	31.6%
54010 DEPARTMENT OF TRANSPORTATION	(9,772,866)	2,371,123	2,371,123	-124.3%	0.0%
56030 DEPARTMENT OF LIVESTOCK	326,611	863,048	863,048	164.2%	0.0%
57060 DEPARTMENT OF NATURAL RESOURCES AND CONSERVATION	2,594,001	932,150	932,150	-64.1%	0.0%
62010 DEPARTMENT OF AGRICULTURE	16,565	856,900	901,900	5344.6%	5.3%
D					
21100 JUDICIAL BRANCH	99,693	400,000	400,000	301.2%	0.0%
41100 DEPARTMENT OF JUSTICE	(660,583)	11,019,346	10,809,346	-1736.3%	-1.9%
42010 PUBLIC SERVICE COMMISSION	46,073			-100.0%	
64010 DEPARTMENT OF CORRECTIONS	(1,169)			-100.0%	
E					
35010 OFFICE OF PUBLIC INSTRUCTION	1,560		1,966,350	125948.1%	
51010 BOARD OF PUBLIC EDUCATION	(8)			-100.0%	
51140 MONTANA ARTS COUNCIL	(400)			-100.0%	
51150 MONTANA STATE LIBRARY	1,800,000			-100.0%	
51170 MONTANA HISTORICAL SOCIETY	48,000		650,000	1254.2%	
Grand Total	3,120,752,172	3,707,350,340	3,645,692,022	16.8%	-1.7%

Federal Special Revenue

As defined in 17-2-102, MCA, the federal special fund “consists of money deposited in the treasury from federal sources, including trust income, that is used for operation of state government.” The legislative budget is \$325.0 million or 4.6% higher than the executive proposed budget. In comparison to the 2025 biennium appropriations, the 2027 biennium legislative budget is \$193.3 million or 2.7% higher. The Department of Public Health and Human Services HB 2 budget is \$328.4 million higher than the executive request, largely due to the legislature not adopting the executive proposal to move the Supplemental Nutrition Program (SNAP) from HB 2 to a statutory appropriation, which would have lowered federal funds in HB 2 by \$345.1 million over the 2027 biennium.

Federal Funds HB 2 Only	2025 Biennium Approp	2027 Biennium Gov Budget	2027 Biennium Legislative Budget	Legislative Budget Compared to 2025 Biennium Approp	Legislative Budget Compared to 2027 Biennium Gov Budget
Total Ongoing					
A					
31010 GOVERNOR'S OFFICE		7,079,332	5,079,332		-28.3%
34010 STATE AUDITOR'S OFFICE	68,200,000	95,028,466	95,028,466	39.3%	0.0%
58010 DEPARTMENT OF REVENUE	1,005,794	1,006,046	1,006,046	0.0%	0.0%
61010 DEPARTMENT OF ADMINISTRATION	37,070	57,070	57,070	54.0%	0.0%
65010 DEPARTMENT OF COMMERCE	39,524,437	43,691,482	43,691,202	10.5%	0.0%
66020 DEPARTMENT OF LABOR AND INDUSTRY	66,964,485	71,497,346	74,669,224	11.5%	4.4%
67010 DEPARTMENT OF MILITARY AFFAIRS	94,954,087	100,125,926	100,122,958	5.4%	0.0%
B					
69010 DEPARTMENT OF PUBLIC HEALTH & HUMAN SERVICES	5,096,159,506	4,717,900,203	5,012,235,360	-1.6%	6.2%
C					
52010 DEPARTMENT OF FISH, WILDLIFE, AND PARKS	79,413,873	68,249,487	67,548,605	-14.9%	-1.0%
53010 DEPARTMENT OF ENVIRONMENTAL QUALITY	50,015,420	52,871,664	52,871,664	5.7%	0.0%
54010 DEPARTMENT OF TRANSPORTATION	1,250,614,474	1,436,266,300	1,435,658,780	14.8%	0.0%
56030 DEPARTMENT OF LIVESTOCK	4,609,927	4,590,159	4,590,159	-0.4%	0.0%
57060 DEPARTMENT OF NATURAL RESOURCES AND CONSERVATION	5,735,741	4,245,866	4,245,866	-26.0%	0.0%
62010 DEPARTMENT OF AGRICULTURE	3,172,179	3,642,270	3,642,077	14.8%	0.0%
D					
21100 JUDICIAL BRANCH	753,927	757,600	757,600	0.5%	0.0%
41100 DEPARTMENT OF JUSTICE	30,497,769	31,125,200	31,125,200	2.1%	0.0%
42010 PUBLIC SERVICE COMMISSION	547,382	547,520	547,520	0.0%	0.0%
E					
35010 OFFICE OF PUBLIC INSTRUCTION	346,687,278	368,688,579	365,478,645	5.4%	-0.9%
51020 COMMISSIONER OF HIGHER EDUCATION	36,458,379	37,898,204	37,898,204	3.9%	0.0%
51130 SCHOOL FOR THE DEAF & BLIND	388,632	413,618	413,618	6.4%	0.0%
51140 MONTANA ARTS COUNCIL	1,573,132	1,604,865	1,604,431	2.0%	0.0%
51150 MONTANA STATE LIBRARY	2,994,841	3,109,956	3,109,956	3.8%	0.0%
51170 MONTANA HISTORICAL SOCIETY	1,910,773	2,029,041	2,023,102	5.9%	-0.3%
Total OTO					
A					
58010 DEPARTMENT OF REVENUE	(1,332)			-100.0%	
65010 DEPARTMENT OF COMMERCE	(20,205)			-100.0%	
66020 DEPARTMENT OF LABOR AND INDUSTRY	(33,218)			-100.0%	
67010 DEPARTMENT OF MILITARY AFFAIRS	(588,759)			-100.0%	
B					
69010 DEPARTMENT OF PUBLIC HEALTH & HUMAN SERVICES	457,056		34,003,135	7339.6%	
C					
54010 DEPARTMENT OF TRANSPORTATION	3,520,000	1,470,667	1,470,667	-58.2%	0.0%
56030 DEPARTMENT OF LIVESTOCK	(5,288)			-100.0%	
62010 DEPARTMENT OF AGRICULTURE	6,291	41,600	41,600	561.3%	0.0%
E					
35010 OFFICE OF PUBLIC INSTRUCTION	96,166			-100.0%	
51140 MONTANA ARTS COUNCIL	(1,889)			-100.0%	
Grand Total	7,185,647,928	7,053,938,467	7,378,920,487	2.7%	4.6%

All Funds

The all-funds table is a composite, by agency, of the preceding tables plus proprietary funds that are appropriated in HB 2. The legislative budget is \$311.0 million, or 1.9% higher than the executive request. The 2027 biennium budget is \$1.5 billion or 10.0% higher than the 2025 biennium budget.

All Fund Types HB 2 Only	2025 Biennium Approp	2027 Biennium Gov Budget	2027 Biennium Legislative Budget	Legislative Budget Compared to 2025 Biennium Approp	Legislative Budget Compared to 2027 Biennium Gov Budget
Total Ongoing					
A					
11040 LEGISLATIVE BRANCH	50,987,687	58,072,273	58,821,316	15.4%	1.3%
11120 CONSUMER COUNSEL	3,171,914	3,700,260	3,700,260	16.7%	0.0%
31010 GOVERNOR'S OFFICE	15,137,543	62,544,429	42,314,256	179.5%	-32.3%
32020 COMMISSIONER OF POLITICAL PRACTICES	1,749,025	1,905,401	1,901,714	8.7%	-0.2%
34010 STATE AUDITOR'S OFFICE	107,156,114	155,867,972	155,967,972	45.6%	0.1%
58010 DEPARTMENT OF REVENUE	759,937,434	790,526,129	790,927,493	4.1%	0.1%
61010 DEPARTMENT OF ADMINISTRATION	107,487,976	146,519,966	146,492,928	36.3%	0.0%
65010 DEPARTMENT OF COMMERCE	71,936,270	77,565,873	77,462,745	7.7%	-0.1%
66020 DEPARTMENT OF LABOR AND INDUSTRY	180,760,155	199,679,961	203,400,254	12.5%	1.9%
67010 DEPARTMENT OF MILITARY AFFAIRS	114,202,807	125,490,199	125,845,011	10.2%	0.3%
B					
69010 DEPARTMENT OF PUBLIC HEALTH & HUMAN SERVICES	7,056,959,856	6,938,107,054	7,180,323,757	1.7%	3.5%
C					
52010 DEPARTMENT OF FISH, WILDLIFE, AND PARKS	254,757,895	291,874,029	291,254,086	14.3%	-0.2%
53010 DEPARTMENT OF ENVIRONMENTAL QUALITY	131,369,134	144,387,476	144,387,474	9.9%	0.0%
54010 DEPARTMENT OF TRANSPORTATION	1,889,626,524	2,194,966,319	2,194,291,026	16.1%	0.0%
56030 DEPARTMENT OF LIVESTOCK	31,293,375	35,037,825	34,419,419	10.0%	-1.8%
57060 DEPARTMENT OF NATURAL RESOURCES AND CONSERVATION	176,886,810	200,652,043	201,583,031	14.0%	0.5%
62010 DEPARTMENT OF AGRICULTURE	41,763,396	44,668,340	44,554,874	6.7%	-0.3%
D					
21100 JUDICIAL BRANCH	119,595,859	137,325,412	134,526,894	12.5%	-2.0%
41100 DEPARTMENT OF JUSTICE	291,718,316	326,417,151	319,569,998	9.5%	-2.1%
42010 PUBLIC SERVICE COMMISSION	10,638,706	12,189,869	12,057,734	13.3%	-1.1%
61080 OFFICE OF STATE PUBLIC DEFENDER	90,619,747	130,104,627	111,549,788	23.1%	-14.3%
64010 DEPARTMENT OF CORRECTIONS	510,494,094	610,966,507	607,562,285	19.0%	-0.6%
E					
35010 OFFICE OF PUBLIC INSTRUCTION	2,309,350,372	2,710,412,560	2,697,778,637	16.8%	-0.5%
51010 BOARD OF PUBLIC EDUCATION	1,140,885	1,137,237	1,136,307	-0.4%	-0.1%
51020 COMMISSIONER OF HIGHER EDUCATION	641,724,951	738,499,868	752,262,556	17.2%	1.9%
51130 SCHOOL FOR THE DEAF & BLIND	18,716,453	20,790,982	20,724,654	10.7%	-0.3%
51140 MONTANA ARTS COUNCIL	3,224,361	3,399,060	3,397,856	5.4%	0.0%
51150 MONTANA STATE LIBRARY	15,283,335	16,593,141	16,671,569	9.1%	0.5%
51170 MONTANA HISTORICAL SOCIETY	16,574,481	18,993,736	19,858,844	19.8%	4.6%
Total OTO					
A					
11040 LEGISLATIVE BRANCH	2,286,338	438,682	488,682	-78.6%	11.4%
11120 CONSUMER COUNSEL	297,068			-100.0%	
31010 GOVERNOR'S OFFICE	(135,890)			-100.0%	
32020 COMMISSIONER OF POLITICAL PRACTICES	(3,288)		229,126	-7068.6%	
34010 STATE AUDITOR'S OFFICE	2,791,642			-100.0%	
58010 DEPARTMENT OF REVENUE	(133,062)			-100.0%	
61010 DEPARTMENT OF ADMINISTRATION	166,907			-100.0%	
65010 DEPARTMENT OF COMMERCE	(100,205)			-100.0%	
66020 DEPARTMENT OF LABOR AND INDUSTRY	2,338,341	100,000	100,000	-95.7%	0.0%
67010 DEPARTMENT OF MILITARY AFFAIRS	(628,476)		4,300,000	-784.2%	
B					
69010 DEPARTMENT OF PUBLIC HEALTH & HUMAN SERVICES	53,663,788	70,328,046	157,779,213	194.0%	124.3%
C					
52010 DEPARTMENT OF FISH, WILDLIFE, AND PARKS	(210,474)	750,926	988,176	-569.5%	31.6%
53010 DEPARTMENT OF ENVIRONMENTAL QUALITY	852,961			-100.0%	
54010 DEPARTMENT OF TRANSPORTATION	(6,252,866)	3,841,790	3,841,790	-161.4%	0.0%
56030 DEPARTMENT OF LIVESTOCK	306,061	1,063,448	1,063,448	247.5%	0.0%
57060 DEPARTMENT OF NATURAL RESOURCES AND CONSERVATION	5,465,691	2,103,951	2,103,951	-61.5%	0.0%
62010 DEPARTMENT OF AGRICULTURE	763,640	898,500	992,500	30.0%	10.5%
D					
21100 JUDICIAL BRANCH	2,056,501	400,000	400,000	-80.5%	0.0%
41100 DEPARTMENT OF JUSTICE	6,376,643	12,019,346	11,809,346	85.2%	-1.7%
42010 PUBLIC SERVICE COMMISSION	46,073			-100.0%	
61080 OFFICE OF STATE PUBLIC DEFENDER	2,492,606		8,602,800	245.1%	
64010 DEPARTMENT OF CORRECTIONS	6,428,064		1,846,600	-71.3%	
E					
35010 OFFICE OF PUBLIC INSTRUCTION	251,671	1,700,000	11,306,350	4392.5%	565.1%
51010 BOARD OF PUBLIC EDUCATION	(1,892)			-100.0%	
51020 COMMISSIONER OF HIGHER EDUCATION	(12,272,130)	1,000,000	735,330	-106.0%	-26.5%
51130 SCHOOL FOR THE DEAF & BLIND	(151,932)		122,000	-180.3%	
51140 MONTANA ARTS COUNCIL	(4,576)			-100.0%	
51150 MONTANA STATE LIBRARY	1,769,996			-100.0%	
51170 MONTANA HISTORICAL SOCIETY	315,358	50,000	2,650,000	740.3%	5200.0%
Grand Total	15,093,040,033	16,293,090,388	16,604,104,050	10.0%	1.9%

HB 2 Language Appropriations

Not included in HB 2 funding summary information is the impact of language within HB 2. A summary of the language appropriations adopted by the legislature follows:

- The legislature appropriated \$600,000 of state special revenue funds over the biennium to the Department of Natural Resources and Conservation. "During the 2027 biennium, up to \$600,000 from the loan loss reserve account of the private 9 loan program established in 85-1-603 is appropriated to the Department of Natural Resources and Conservation for the purchase of prior liens on property held as loan security as provided in 85-1-615."