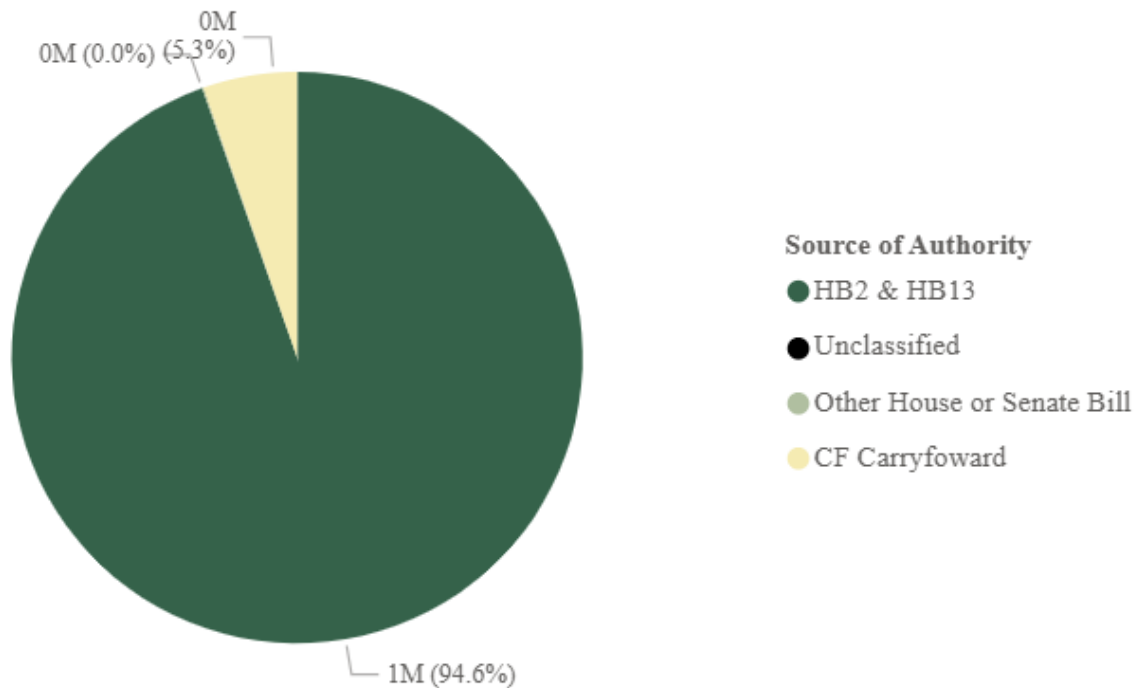


COMMISSIONER OF POLITICAL PRACTICES

TOTAL APPROPRIATION AUTHORITY

The total appropriation authority for the Commissioner of Political Practices (COPP) is shown in the pie chart below. HB 2 and HB 13 provide 94.6% of the total authority for this agency. All types of appropriation authority for this agency are described below, including total budget and the percent expended by source of authority.

Total Modified Budget by Source of Authority



Source of Authority	Modified Budget	Expended Budget	% Expended
HB2 & HB13	1,092,594	389,048	35.6%
CF Carryforward	61,478		
Other House or Senate Bill	1,000		
Unclassified	60		
Total	1,155,132	389,048	33.7%

Carryforward

The Commissioner of Political Practices has approximately \$61,000 general fund in carryforward authority in FY 2026. The entirety of this authority is from FY 2024 and lies within operating expenses. As of November 30, 2025, this authority has not been expended, but the agency expects to expend this in the second half of the fiscal year.

Other Bills

The Commissioner of Political Practices also has \$1,000 in authority stemming from HB 917. This bill provided general fund appropriations to the agency to update and administer changes to campaign finance reporting requirements. As of November 30, 2025, the Commissioner of Political Practices has not expended this appropriation.

Unclassified

The Commissioner of Political Practices has unclassified appropriation authority of \$60 because of lower workers' compensation premiums. Per 39-71-403(1)(b)(iv), MCA, when workers' compensation premiums are lower than the previous year, state agencies shall reduce personal services appropriations by the amount of the premium reduction. The reductions are included in the accounting system as unclassified authority that will not be spent by the agency.

HB 2 BUDGET MODIFICATIONS

The following chart shows the HB 2 budget as passed by the legislature, including the pay plan, and the HB 2 modified budget from July 1, 2025, to November 30, 2025. Net modifications to the budget include operating plan changes from one expenditure account to another, program transfers, reorganizations, and agency transfers of authority. The **positive modifications** and **negative modifications** are shown by program, expenditure account, and fund type.

Legislative Budget Compared to Modified Budget - HB 2 Only

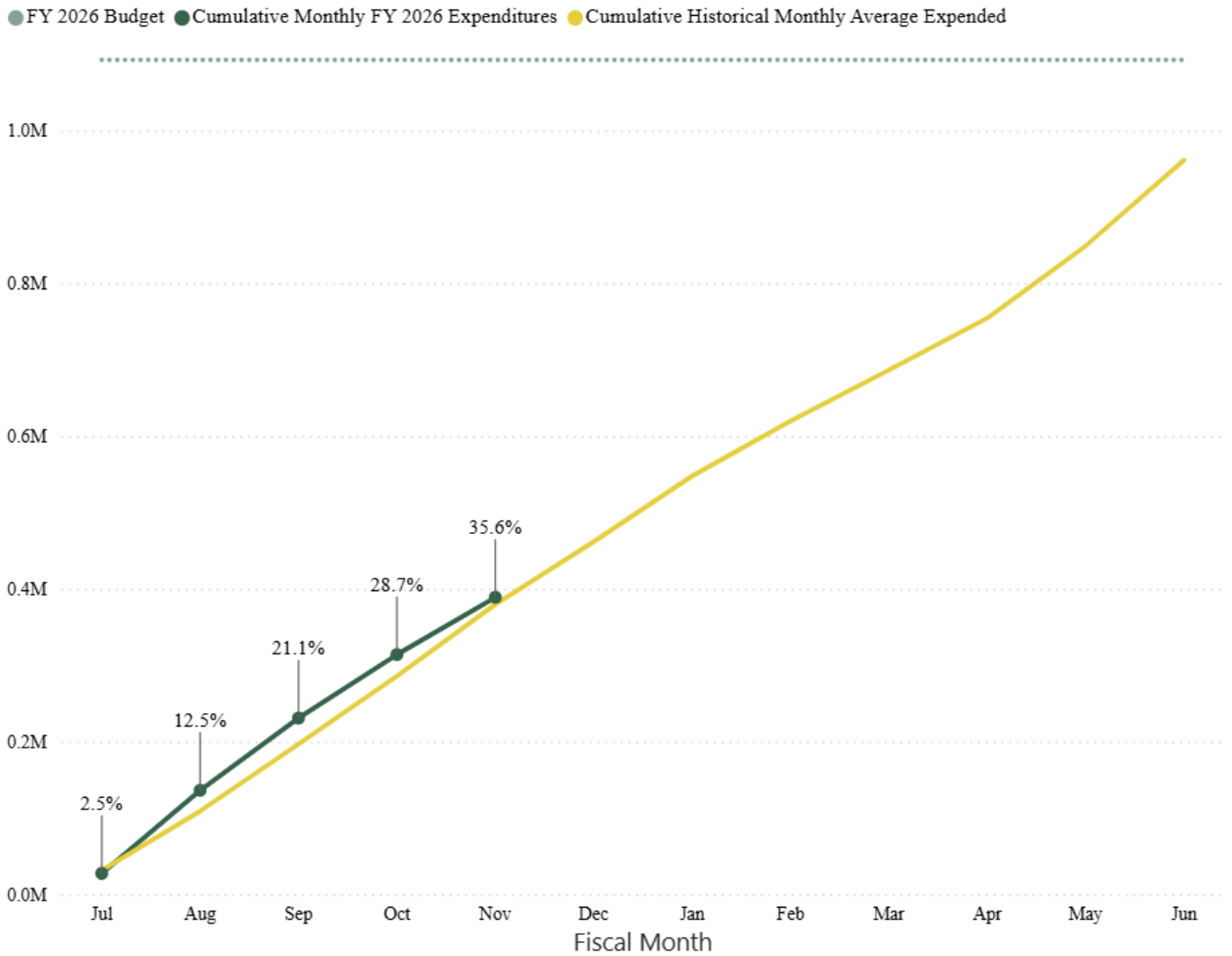
Agency Name	HB 2 Budget	Modified Budget	Net Modifications
⊞ Commissioner of Political Prac	1,092,654	1,092,594	-60
⊞ 01 ADMINISTRATION	1,092,654	1,092,594	-60
Total	1,092,654	1,092,594	-60
Expenditure Type	HB 2 Budget	Modified Budget	Net Modifications
⊞ 61000 Personal Services	805,009	804,949	-60
⊞ 62000 Operating Expenses	287,645	287,645	
Total	1,092,654	1,092,594	-60
Fund Type	HB 2 Budget	Modified Budget	Net Modifications
⊞ 01 General	1,092,654	1,092,594	-60
Total	1,092,654	1,092,594	-60

The one budget modification made by the Commissioner of Political Practices was a reduction in workers' compensation premiums. Further explanation on this is provided in the unclassified section above.

HB 2 APPROPRIATION AUTHORITY

The following chart shows the appropriated budget for the agency compared to expenditures from July 1, 2025, to November 30, 2025.

Monthly Expenditures Compared to Historical Average



Program Name	Modified Budget	Expended Budget	% Expended
⊞ 01 ADMINISTRATION	1,092,594	389,048	35.6%
Total	1,092,594	389,048	35.6%

Expenditure Type	Modified Budget	Expended Budget	% Expended
⊞ Personal Services	804,949	260,047	32.3%
⊞ Operating Expenses	287,645	129,001	44.8%
Total	1,092,594	389,048	35.6%

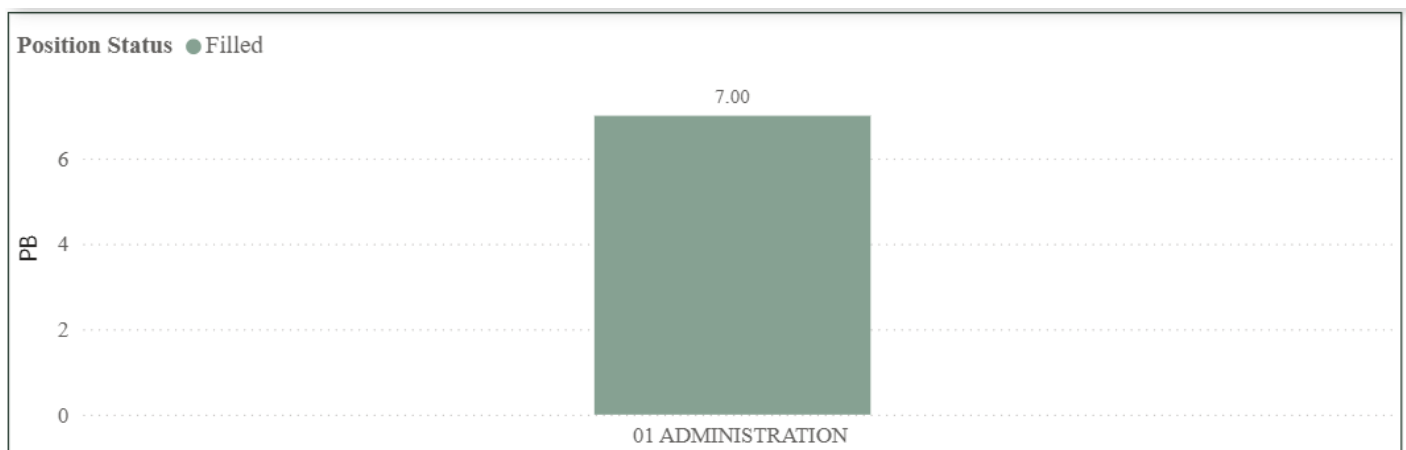
Fund Type	Modified Budget	Expended Budget	% Expended
⊞ 01 General	1,092,594	389,048	35.6%
Total	1,092,594	389,048	35.6%

The Commissioner of Political Practices has expended 35.6% of their HB 2 appropriations through the end of November 2025, which is slightly above the Olympic average for this point in the fiscal year. All of the appropriations for the agency are within the general fund with the majority of this being personal services.

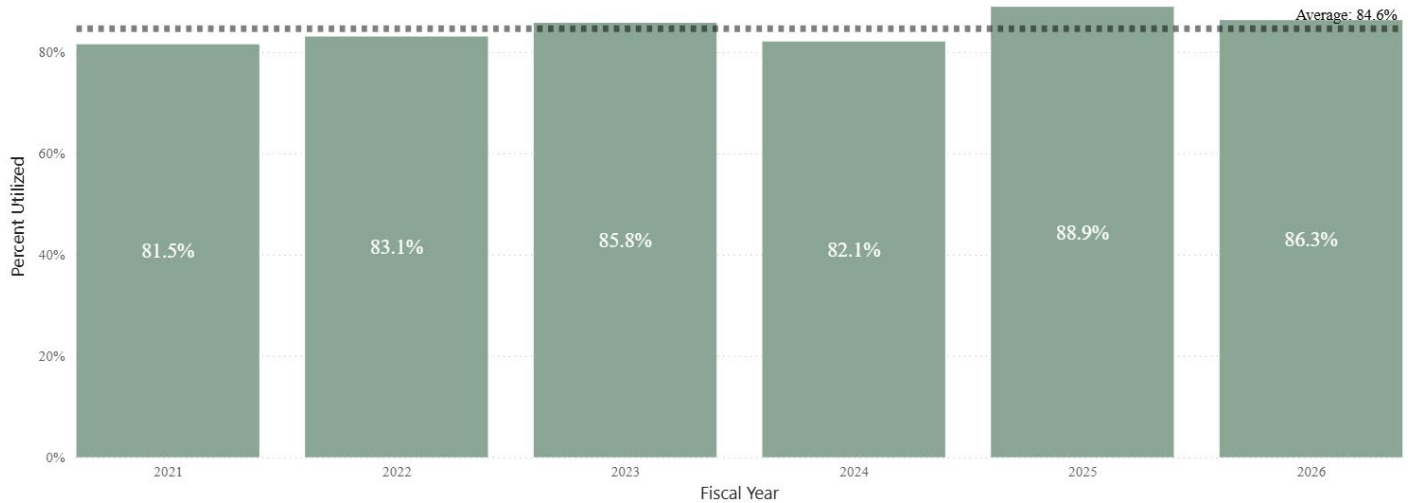
During the 2025 session, the legislature appropriated \$116,000 in restricted, biennial, one-time-only general fund to address public access to lobbying information. At this point in the fiscal year, the agency has not expended this appropriation but recently hired a lobbying auditor position.

Personal Services

Appropriations for personal services in the Commissioner of Political Practices totaled \$805,000 and are 32.3% expended through November 30, 2025. The department has 7.00 HB 2 positions budgeted (PB) in FY 2026. As of November 1, 2025, the agency did not have any vacancies, as illustrated in the following chart.



The chart below shows the hourly utilization percentage for the Commissioner of Political Practices for FY 2026 when compared to the available hours for the same time period. Overall, the department utilized 86.3% of the total available hours at this point in FY 2026, as shown in the chart below. This utilization rate is slightly above the historical average of 84.6%.



As the Commissioner of Political Practices does not have any current vacant PB, the vacant PB chart has not been included in this report. In the 2025 session, the legislature authorized 1.00 PB with the aforementioned public access to lobbying information appropriation on a one-time-only basis. The agency recently filled this position with the start date of November 19, 2025.