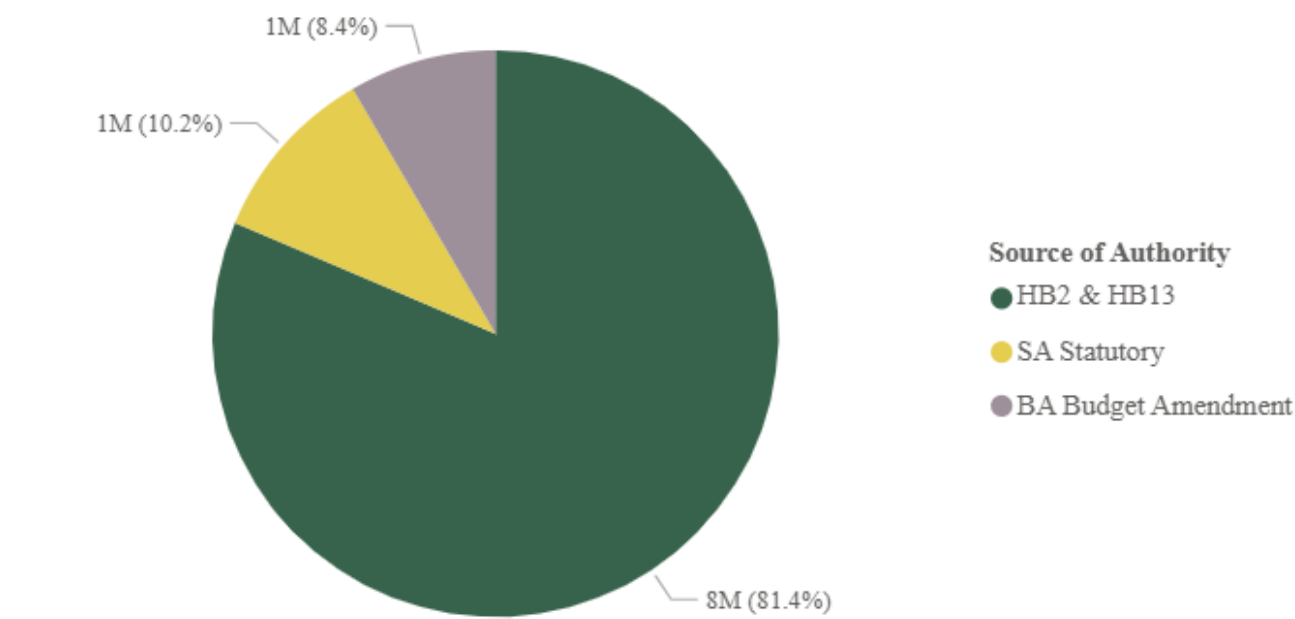


MONTANA STATE LIBRARY

TOTAL APPROPRIATION AUTHORITY

The total appropriation authority for the Montana State Library (MSL) is shown in the pie chart below. HB 2 and HB 13 provide 81.4% of the total authority for this agency. All types of appropriation authority for this agency are described below, including total budget and the percent expended by source of authority.

Total Modified Budget by Source of Authority



Source of Authority	Modified Budget	Expended Budget	% Expended
HB2 & HB13	8,417,052	2,332,430	27.7%
BA Budget Amendment	869,879	191,144	22.0%
SA Statutory	1,053,263	853,302	81.0%
Total	10,340,194	3,376,875	32.7%

Budget Amendments

Approximately \$870,000 of budget amendment authority has been established for the Montana State Library, and as of November 30, 2025, and the agency expended 22.0% of that authority. These budget amendments establish federal special revenue authority to support activities of the Montana Natural Heritage Program (MTNHP).

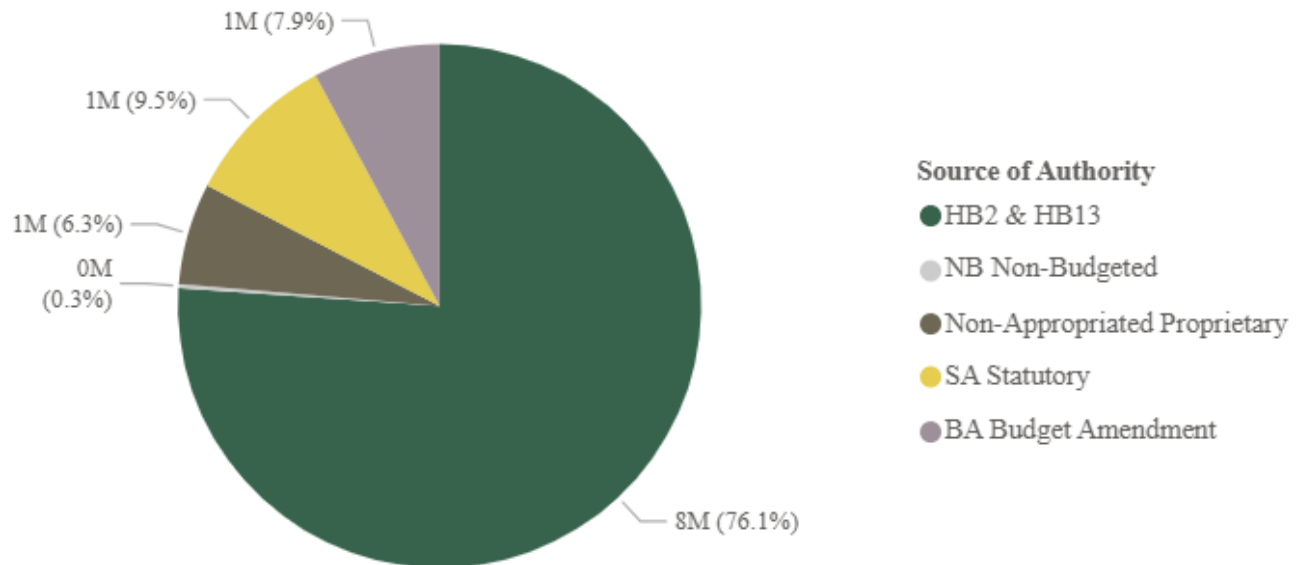
Statutory Appropriations

Statutory appropriations in the Montana State Library total approximately \$1.1 million, which totals 10.2% of the total appropriation authority. Of that total statutory authority, approximately \$542,000 was general fund for state aid grants to local libraries, which was 99.6% expended as of November 30, 2025, and approximately \$511,000 was state special revenue 9-1-1 funding for GIS mapping, which was 61.3% expended as of November 30, 2025. The agency sends state aid grants to local libraries and pays annual federation payments early in the fiscal year, which accounts for the high expenditures from this appropriation. Expenditures from the state special revenue 9-1-1 funding have paid the annual invoice to the vendor that supports the GIS mapping work.

EXPENDITURE AUTHORITY

The total expenditure authority for the agency is shown in the following pie chart. Total expenditure authority includes non-budgeted proprietary funding and non-budgeted expenditures such as transfers or indirect costs which are not included in the previous pie chart as the expenditures are not appropriated.

Modified Budget & Expended Budget by Source of Authority



Source of Authority	Modified Budget	Expended Budget	% Expended	
HB2 & HB13	8,417,052	2,332,430	27.7%	
BA Budget Amendment	869,879	191,144	22.0%	
NB Non-Budgeted	27,800	20,629	74.2%	
Non-Appropriated Proprietary	692,983	272,604	39.3%	
SA Statutory	1,053,263	853,302	81.0%	
Total	11,060,977	3,670,108	33.2%	

Non-Budgeted Expenditures

Non-budgeted funding totals approximately \$28,000, of which 74.2% was expended as of November 30, 2025. All non-budgeted funds support Montana Natural Heritage Program activities, and expiration dates for the funds vary.

Non-Appropriated Proprietary

Non-appropriated proprietary funding totals approximately \$693,000, of which 39.3% was expended as of November 30, 2025. The Montana State Library is the fiscal agent for the Montana Shared Catalog (MSC), a cooperative catalog project funded by member fees paid by participating libraries. The MSC's budget was established at approximately \$484,000 for FY 2026, and 56.3% of that budget was expended as of November 30, 2025. Expenditures include the annual payment to the vendor that provides the technology that catalogues digital library collection and facilitates interlibrary loans.

The agency also receives non-appropriated proprietary funding for the Montana State Reference Network (MTSRN, formerly known as the Real Time Network). The Montana State Library expended 0.0% of that non-appropriated funding as of November 30, 2025. The agency is building a cash reserve for this new program before it begins using proprietary funding to pay for ongoing operations; therefore, the agency is temporarily using Montana Geospatial Information Act (MGIA) revenues and general fund appropriation to pay for MTSRN program expenditures. The agency reports that it will begin using non-appropriated proprietary funding to fund MTSRN program expenditures once a sufficient cash reserve is established.

HB 2 BUDGET MODIFICATIONS

The following chart shows the HB 2 budget as passed by the legislature, including the pay plan, and the HB 2 modified budget from July 1, 2025, through November 30, 2025. Net modifications to the budget include operating plan changes from one expenditure account to another, program transfers, reorganizations, and agency transfers of authority. The **positive modifications** and **negative modifications** are shown by program, expenditure account, and fund type.

Legislative Budget Compared to Modified Budget - HB 2 Only

Agency Name	HB 2 Budget	Modified Budget	Net Modifications
Library Commission	8,417,052	8,417,052	0
Total	8,417,052	8,417,052	0

Expenditure Type	HB 2 Budget	Modified Budget	Net Modifications
61000 Personal Services	3,400,180	3,400,180	
62000 Operating Expenses	4,626,632	4,502,632	-124,000
66000 Grants	225,000	249,000	24,000
69000 Debt Service	165,240	265,240	100,000
Total	8,417,052	8,417,052	0

Fund Type	HB 2 Budget	Modified Budget	Net Modifications
01 General	3,666,444	3,666,444	
02 State/Other Spec Rev	3,189,588	3,189,588	0
03 Fed/Other Spec Rev	1,561,020	1,561,020	0
Total	8,417,052	8,417,052	0

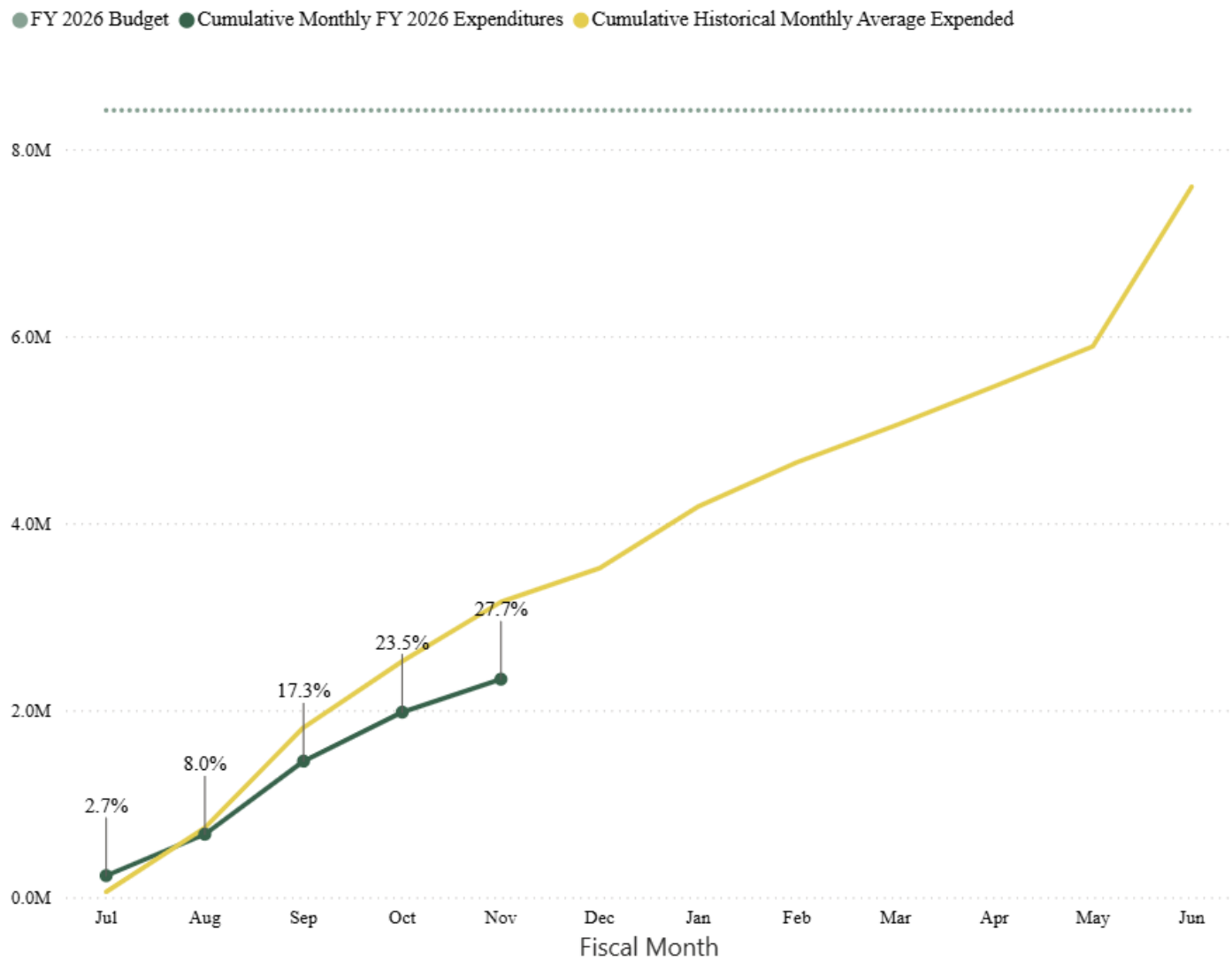
The Montana State Library had a few HB 2 budget modifications between July 1, 2025 and November 30, 2025. These changes moved \$124,000 from operating expenses to grants and debt service. Details of these budget modifications include:

- A \$100,000 transfer from operating expenses to debt service for the agency's Subscription Based Information Technology Arrangement (SBITA), a software that provides MSL's integrated library system. The contract for the software contains a multi-year agreement, and MSL pays \$100,000 each year of the agreement
- A \$24,000 transfer from operating expenses to grants to provide federation payments to local libraries

HB 2 APPROPRIATION AUTHORITY

The following chart shows the appropriated budget for the agency compared to expenditures through November 30, 2025.

Monthly Expenditures Compared to Historical Average



Program Name	Modified Budget	Expended Budget	% Expended
⊕ 01 CENTRAL SERVICES	2,725,370	637,910	23.4%
⊕ 02 PATRON & LIBRARY SERVICES	2,303,203	1,035,385	45.0%
⊕ 03 GIS, DATA & INFO SERVICES	3,388,479	659,134	19.5%
Total	8,417,052	2,332,430	27.7%

Expenditure Type	Modified Budget	Expended Budget	% Expended
⊕ Personal Services	3,400,180	1,148,330	33.8%
⊕ Operating Expenses	4,502,632	854,516	19.0%
⊕ Grants	249,000	246,964	99.2%
⊕ Debt Service	265,240	82,620	31.1%
Total	8,417,052	2,332,430	27.7%

Fund Type	Modified Budget	Expended Budget	% Expended
⊕ 01 General	3,666,444	965,400	26.3%
⊕ 02 State/Other Spec Rev	3,189,588	829,934	26.0%
⊕ 03 Fed/Other Spec Rev	1,561,020	537,095	34.4%
Total	8,417,052	2,332,430	27.7%

The Montana State Library expended 27.7% of its approximately \$8.4 million HB 2 modified budget through November 30, 2025. The agency's expenditures at this point in the fiscal year are lower than the 5-year Olympic average of 37.5%.

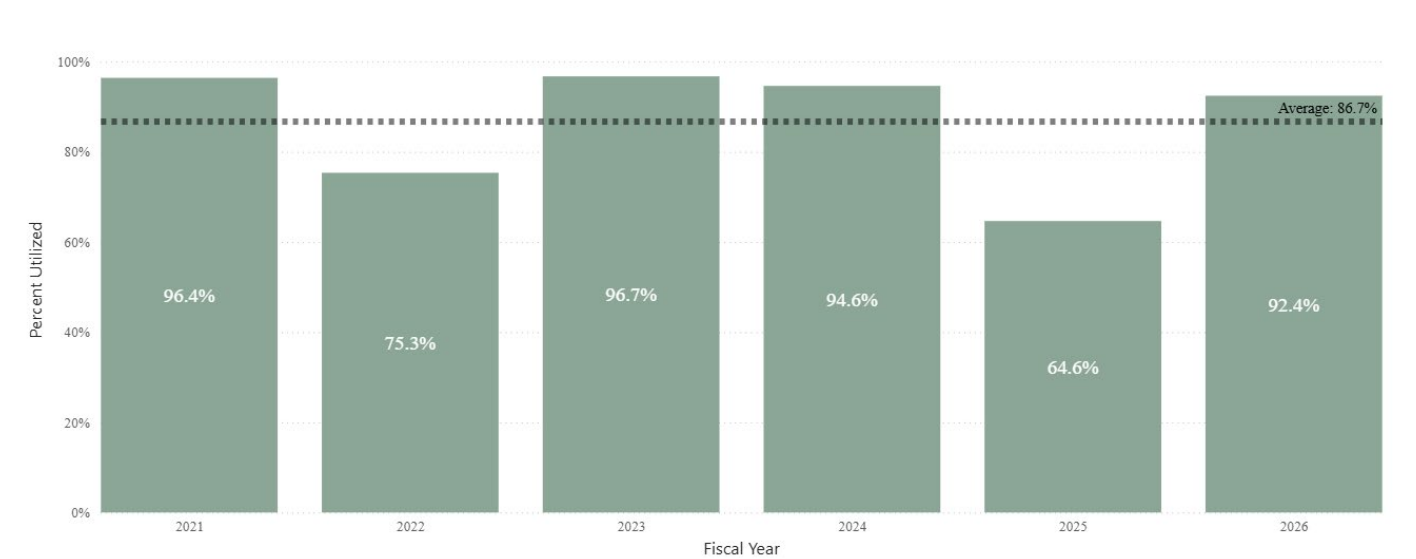
The timing of invoices and reduced spending for the Montana State Reference Network (MTSRN) influence expenditure levels at this point in the fiscal year. The agency notes that lower spending in Central Services is due to timing of invoices for services that support the entire agency. The agency also notes that although it is using Montana Geospatial Information Act (MGIA) revenues to support MTSRN activities, it does not plan to spend all the MGIA appropriation because the account continues receiving lower revenues than previously recorded. These timing and reduced expenditures are reflected in low spending in the GIS, Data & Information Services program and in the agency's operating expenses. Further explanation regarding MGIA revenues and MTSRN expenditures can be found in the "Other Issues" section below.

Personal Services

Appropriations for personal services in the Montana State Library total approximately \$3.4 million and are 33.8% expended as of November 30, 2025. The following chart shows the filled and vacant positions budgeted (PB) within the agency as of November 1, 2025. At this time, the department had 30.46 HB 2 PB and 99.5% of these positions were filled. The only vacant PB was a 0.16 PB computer intern position.



The chart below shows the hourly utilization percentage, when compared to the available hours, for the Montana State Library for each fiscal year since FY 2021. The department utilized 92.4% of the hours budgeted through November 1, 2025.



The chart below shows the vacant PB in each division, the number of months each position has been vacant, and the midpoint hourly pay rate. The 0.16 PB computer intern position has been vacant for 37.41 months.

Vacant Positions Report

	PB	Median Months Vacant	Market Midpoint (Hourly)
⊖ 51150 STATE LIBRARY	0.16	37.41	
⊖ 03 GIS, DATA & INFO SERVICES	0.16	37.41	
Computer Intern	0.16	37.41	
Total	0.16	37.41	

OTHER ISSUES

MGIA Revenues

The Montana State Reference Network (MTSRN) is the state-owned real time positioning network that partner organizations maintain, organize, and help operate the statewide array global navigation satellite systems (GNSS) reference stations. Restricted, one-time-only funding for the MTSRN was authorized by the 2021 Legislature to build out the statewide network that generates real-time GPS positioning data. The 2023 Legislature authorized the Montana State Library to administer the MTSRN and collect fees for operating the MTSRN, and it appropriated \$500,000 per fiscal year of one-time-only state special revenue authority from the Montana Geospatial Information Act (MGIA) account in HB 2 to fund additional start-up costs. The agency reports it does not plan to spend all MGIA appropriation because revenues to the account continue to slow. The agency also reports building a cash reserve for the MTSRN with its non-appropriated proprietary funding; once the agency has achieved its cash reserve, it will begin spending this authority to support annual expenses.