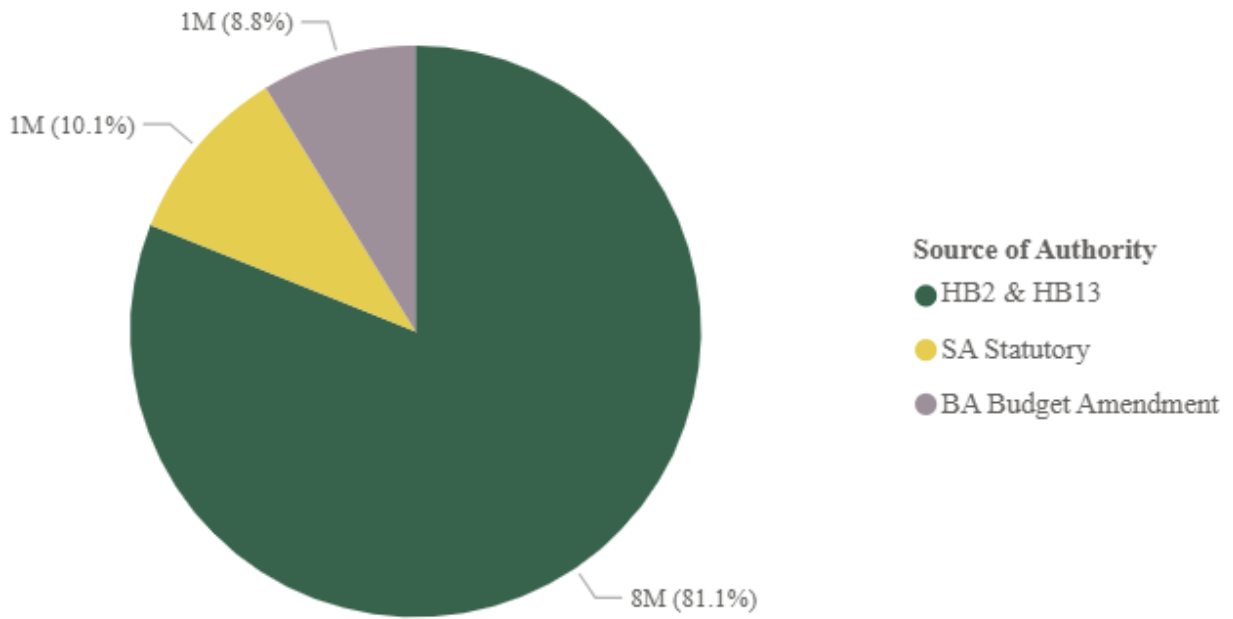


# MONTANA STATE LIBRARY

## TOTAL APPROPRIATION AUTHORITY

The total appropriation authority for the Montana State Library is shown in the pie chart below. HB 2 and HB 13 provide 81.1% of the total authority for this agency. All types of appropriation authority for this agency are described below, including total budget and the percent expended by source of authority.

### Total Modified Budget by Source of Authority



Source of Authority	Modified Budget	Expended Budget	% Expended
HB2 & HB13	8,417,052	4,312,358	51.2%
BA Budget Amendment	911,879	278,152	30.5%
SA Statutory	1,053,263	924,215	87.7%
<b>Total</b>	<b>10,382,194</b>	<b>5,514,725</b>	<b>53.1%</b>

## **Budget Amendment**

Approximately \$912,000 of budget amendment authority has been established for the Montana State Library, and as of February 28, 2026, the agency has spent 30.5% of that authority. These budget amendments establish federal special revenue authority to support activities of the Montana Natural Heritage Program (MTNHP) and have various funding end dates, some of which extend to future fiscal years.

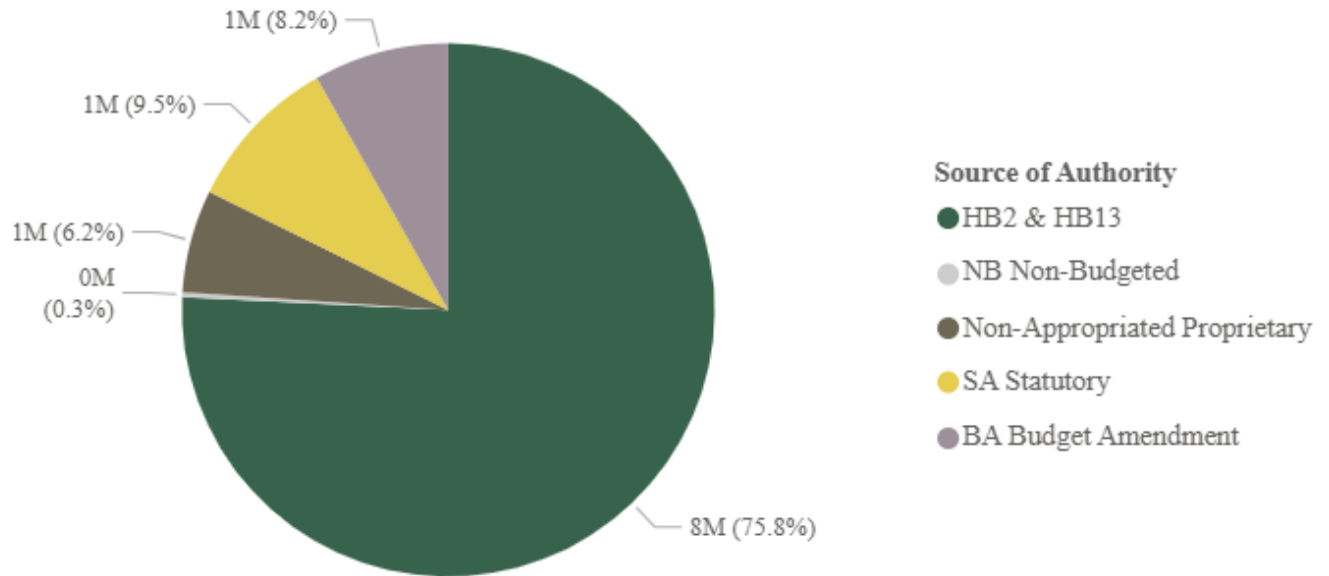
## **Statutory Appropriations**

Statutory appropriations in the Montana State Library total approximately \$1.1 million, which accounts for 10.1% of the agency's total appropriation authority and was 87.7% expended as of February 28, 2026. Of the total statutory authority, approximately \$542,000 was general fund for state aid grants to local libraries, which was 100.0% expended as of February 28, 2026, and approximately \$511,000 was state special revenue 9-1-1 funding for GIS mapping, which was 74.8% expended as of February 28, 2026.

## TOTAL EXPENDITURE AUTHORITY

The total expenditure authority for the Montana State Library is shown in the following pie chart. Total expenditure authority includes non-budgeted proprietary funding and non-budgeted expenditures such as transfers or indirect costs which are not included in the previous pie chart, as the expenditures are not appropriated.

### Modified Budget & Expended Budget by Source of Authority



Source of Authority	Modified Budget	Expended Budget	% Expended
HB2 & HB13	8,417,052	4,312,358	51.2%
BA Budget Amendment	911,879	278,152	30.5%
NB Non-Budgeted	33,800	28,003	82.8%
Non-Appropriated Proprietary	692,983	359,157	51.8%
SA Statutory	1,053,263	924,215	87.7%
<b>Total</b>	<b>11,108,977</b>	<b>5,901,886</b>	<b>53.1%</b>

### **Non-Budgeted Authority**

Non-budgeted funding totals approximately \$34,000, of which 82.8% was expended as of February 28, 2026. Non-budgeted funds support creative aging programs and Montana Natural Heritage Program activities; expiration dates for the funds vary.

### **Non-Appropriated Proprietary Authority**

Non-appropriated proprietary funding totals approximately \$693,000, of which 51.8% was spent as of February 28, 2026. The Montana State Library is the fiscal agent for the Montana Shared Catalog (MSC), a cooperative catalog project funded by participating libraries' paid member fees. The MSC's budget was established at approximately \$484,000 for FY 2026, and 74.2% of that budget was spent as of February 28, 2026.

The agency also receives non-appropriated proprietary funding for the Montana State Reference Network (MTSRN, formerly known as the Real Time Network). The Montana State Library expended 0.0% of the approximately \$209,000 of non-appropriated funding as of February 28, 2026. The agency is building a cash reserve for this new program before it begins using proprietary funding to pay for ongoing operations; therefore, the agency is temporarily using Montana Geospatial Information Act (MGIA) revenues and general fund appropriation to pay for MTSRN program expenditures until a sufficient cash reserve is established. The agency will provide an update on the status of MTSRN funding to the Education Interim Budget Committee in March 2026.

## HB 2 BUDGET MODIFICATIONS

The following chart shows the HB 2 budget, including the pay plan, and the HB 2 modifications to the budget from December 1, 2025, through February 28, 2026. Net modifications to the budget include operating plan changes from one expenditure account to another, program transfers, reorganizations, and agency transfers of authority. The **positive modifications** and **negative modifications** are shown by program, expenditure account, and fund type.

### Legislative Budget Compared to Modified Budget - HB 2 Only

Agency Name	HB 2 Budget	Modified Budget	Net Modifications
Library Commission	8,417,052	8,417,052	0
<b>Total</b>	<b>8,417,052</b>	<b>8,417,052</b>	<b>0</b>

Expenditure Type	HB 2 Budget	Modified Budget	Net Modifications
61000 Personal Services	3,400,180	4,854,518	1,454,338
62000 Operating Expenses	4,502,632	3,048,294	-1,454,338
66000 Grants	249,000	249,000	
69000 Debt Service	265,240	265,240	
<b>Total</b>	<b>8,417,052</b>	<b>8,417,052</b>	<b>0</b>

Fund Type	HB 2 Budget	Modified Budget	Net Modifications
01 General	3,666,444	3,666,444	0
02 State/Other Spec Rev	3,189,588	3,189,588	0
03 Fed/Other Spec Rev	1,561,020	1,561,020	0
<b>Total</b>	<b>8,417,052</b>	<b>8,417,052</b>	<b>0</b>

The Montana State Library had a few HB 2 budget modifications between December 1, 2025 and February 28, 2026. The most significant modifications include transfers totaling approximately \$1.5 million from operating expenses to personal services. Details of these budget modifications include:

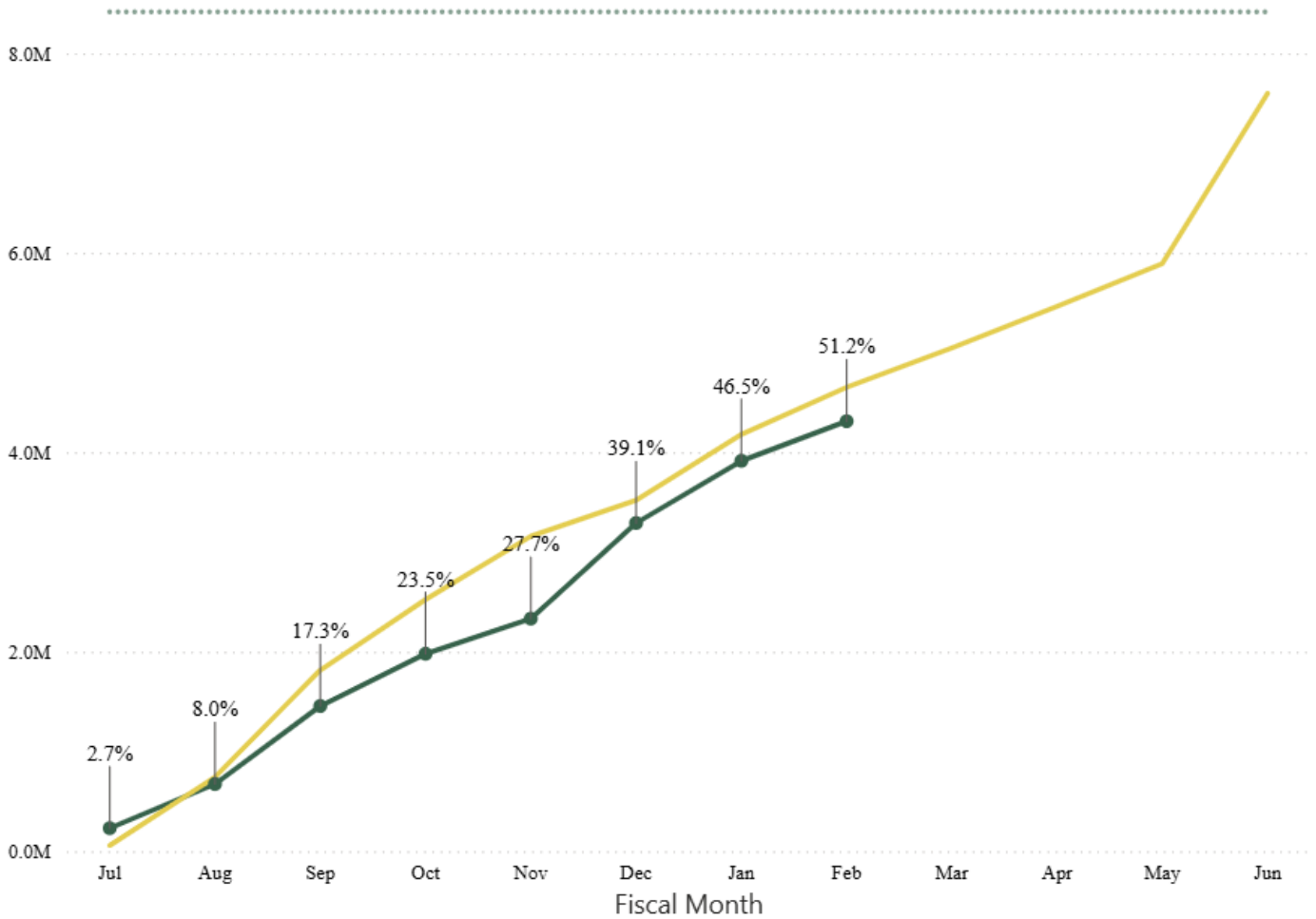
- An approximately \$885,000 program transfer from Central Services to GIS, Data, and Information Services to reflect proper program authority resulting from program reorganization. This authority was moved from operating expenses to personal services to pay for modified positions budgeted (PB) in the GIS, Data, and Information Services program
- An approximately \$569,000 transfer of general authority from operating expenses to personal services to pay for modified PB in the Central Services program. The agency regularly transfers authority to personal services to pay for these modified positions

## HB 2 APPROPRIATION AUTHORITY

The following chart shows the appropriated budget for the agency compared to expenditures through February 28, 2026.

### Monthly Expenditures Compared to Historical Average

● FY 2026 Budget ● Cumulative Monthly FY 2026 Expenditures ● Cumulative Historical Monthly Average Expended



Program Name	Modified Budget	Expended Budget	% Expended
⊕ 01 CENTRAL SERVICES	2,636,857	1,405,431	53.3%
⊕ 02 PATRON & LIBRARY SERVICES	2,303,203	1,472,193	63.9%
⊕ 03 GIS, DATA & INFO SERVICES	3,476,992	1,434,734	41.3%
<b>Total</b>	<b>8,417,052</b>	<b>4,312,358</b>	<b>51.2%</b>

Expenditure Type	Modified Budget	Expended Budget	% Expended
⊕ Personal Services	4,854,518	2,818,242	58.1%
⊕ Operating Expenses	3,048,294	1,048,726	34.4%
⊕ Grants	249,000	249,000	100.0%
⊕ Debt Service	265,240	196,390	74.0%
<b>Total</b>	<b>8,417,052</b>	<b>4,312,358</b>	<b>51.2%</b>

Fund Type	Modified Budget	Expended Budget	% Expended
⊕ 01 General	3,666,444	2,106,085	57.4%
⊕ 02 State/Other Spec Rev	3,189,588	1,301,734	40.8%
⊕ 03 Fed/Other Spec Rev	1,561,020	904,540	57.9%
<b>Total</b>	<b>8,417,052</b>	<b>4,312,358</b>	<b>51.2%</b>

The Montana State Library expended 51.2% of its approximately \$8.4 million HB 2 modified budget through February 28, 2026. The percent of the HB 2 modified budget expended at this point in the fiscal year aligns with the agency’s 5-year Olympic average of 55.3%. The Olympic average percentage shows the average historical spending patterns with the highest and lowest years’ expenditures removed.

Montana Geospatial Information Act (MGIA) revenues are less than the amount appropriated, which accounts for low expenditures in the GIS, Data, and Information Services program, operating expenses, and state special revenues at this time in the fiscal year. The agency has aligned its expenditures with ongoing revenues rather than the budgeted authority and will continue spending in alignment with revenues through the end of the fiscal year.

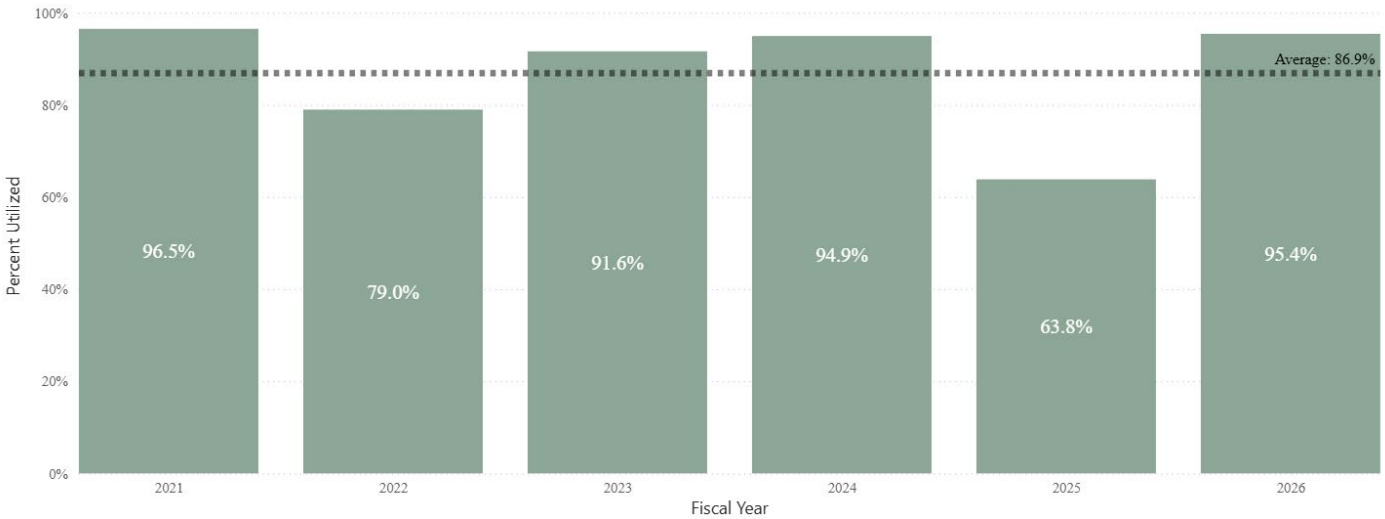
### Personal Services

Appropriations for personal services in the Montana State Library total approximately \$4.9 million and are 58.1% expended through February 28, 2026. The following chart shows the filled and vacant PB within the agency as of February 1, 2026. At that time, the department had 30.46 HB 2 PB, and 99.5% of these positions were filled.

Position Status ● Filled ● Vacant



The chart below shows the Montana State Library’s percent of hours utilized for each fiscal year when compared to available hours. The agency has utilized 95.4% of the FY 2026 hours budgeted as of February 1, 2026.



The chart below shows the vacant PB in each division, the number of months each position has been vacant, and the midpoint hourly pay rate. The 0.16 vacant PB – a computer intern position – has been vacant for 40.43 months (over three years).

### Vacant Positions Report

DEPT NUM/NAME	PB	Median Months Vacant	Market Midpoint (Hourly)
51150 STATE LIBRARY	0.16	40.43	
03 GIS, DATA & INFO SERVICES	0.16	40.43	
Computer Intern	0.16	40.43	
<b>Total</b>	<b>0.16</b>	<b>40.43</b>	