

**LEGISLATIVE FINANCE  
COMMITTEE**  
64<sup>th</sup> Montana Legislature

Dept. of Justice Law Enforcement Academy  
Interim Study Briefing 2

December 8, 2015

Glen Stinar, Administrator

# Agenda Topics

Survey Results from Stakeholders

Revenues

Expenses

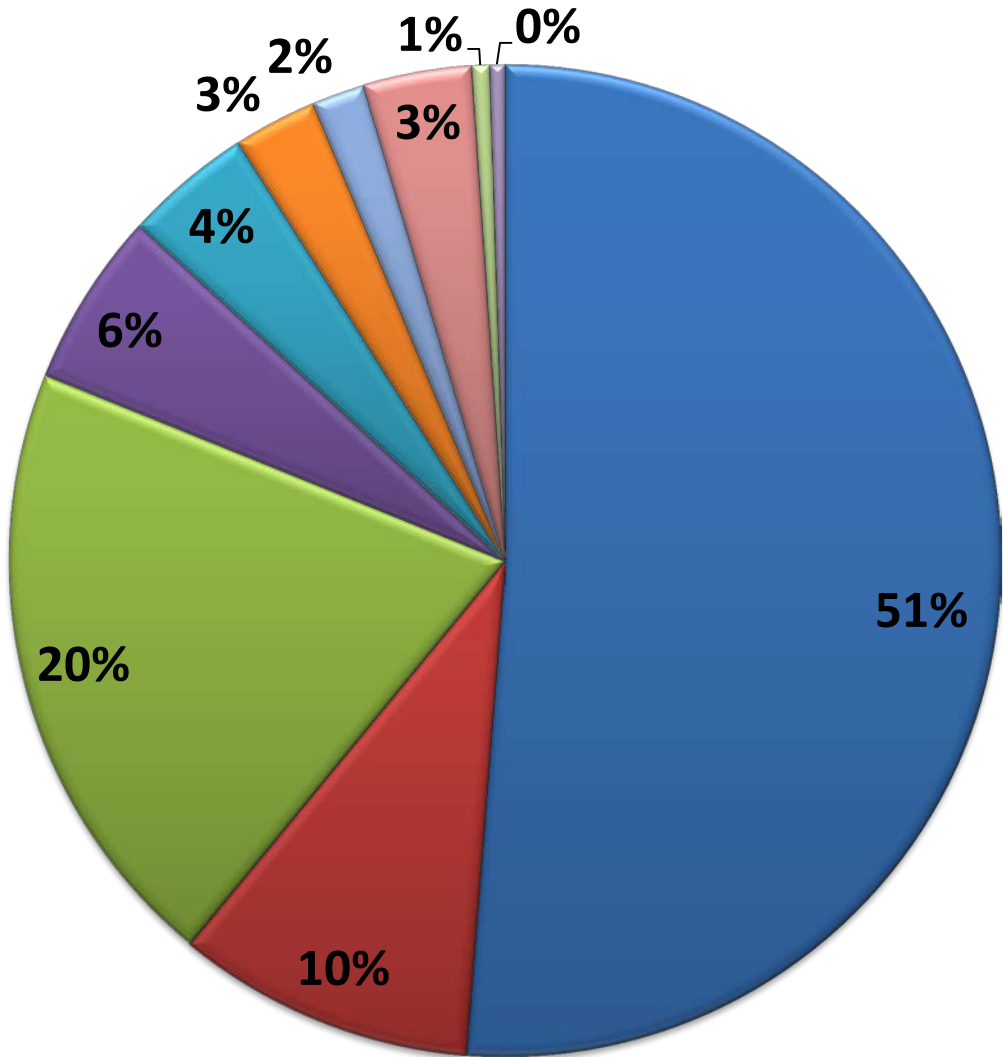
# Survey Results

114 surveys sent out to city, county, state and tribal law enforcement agencies. Dept. of Corrections also included.

- 97% approval rating for basic programs
- 100% approval rating of staff
- 58% approval rating for campus infrastructure
- Most would participate in on-line programs offered through the Academy
- Need for more professional programs identified
- 93% would support a 10-15% tuition increase if a new dorm was built (*implied* -if their student was in it).

*exceeds expectations, meets expectations, below expectations*

# Revenue Areas

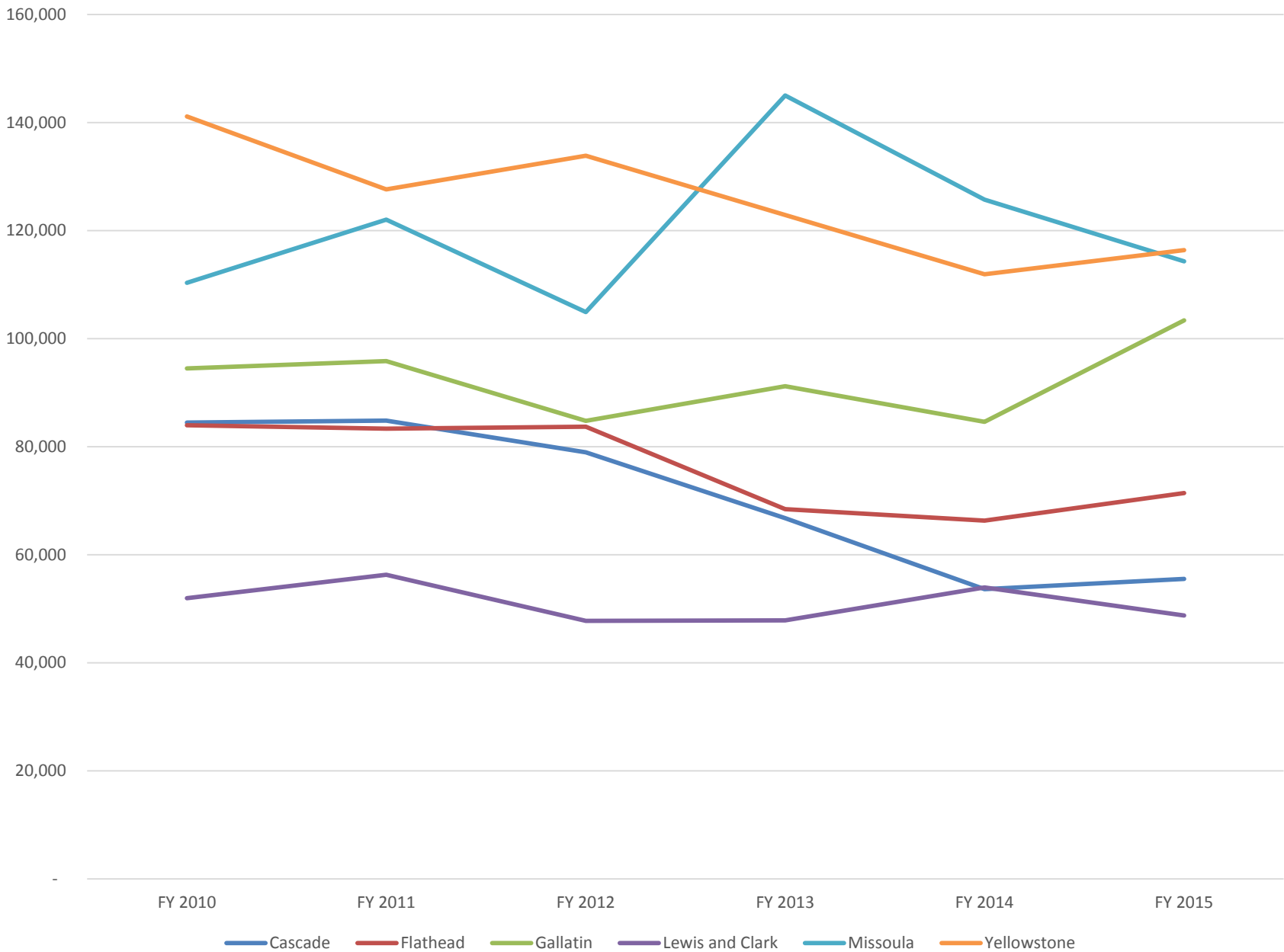


- Surcharge
- Highway Fund
- Basic Fees
- Professional Fees
- MACo / MMIA
- MBCC
- DOC MOU
- General Fund
- Lease
- Store

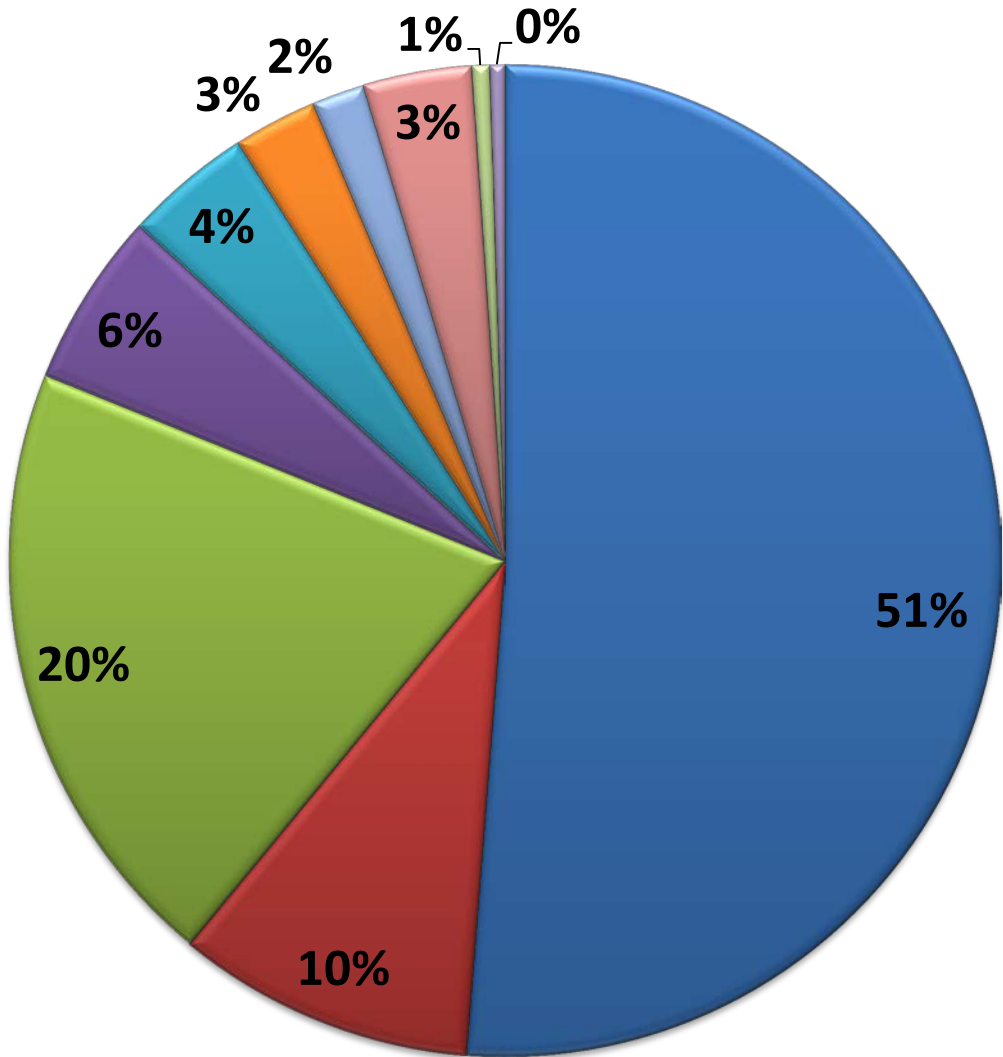
# Largest Surcharge Counties

County	FY 2010	FY 2011	FY 2012	FY 2013	FY 2014	FY 2015
Cascade	84,439	84,802	78,969	66,775	53,610	55,541
Flathead	83,983	83,349	83,686	68,437	66,325	71,419
Gallatin	94,497	95,816	84,770	91,189	84,574	103,388
Lewis and Clark	51,953	56,275	47,763	47,868	53,925	48,752
Missoula	110,335	122,023	104,925	144,976	125,721	114,278
Yellowstone	141,096	127,630	133,867	122,880	111,893	116,356
Total	566,303	569,895	533,979	542,125	496,048	509,733
Total surcharge	998,565	962,376	946,948	945,719	897,170	890,825

FY11-15 - \$60,162.00 reduction = 6,016 convictions (1203 per county per year)

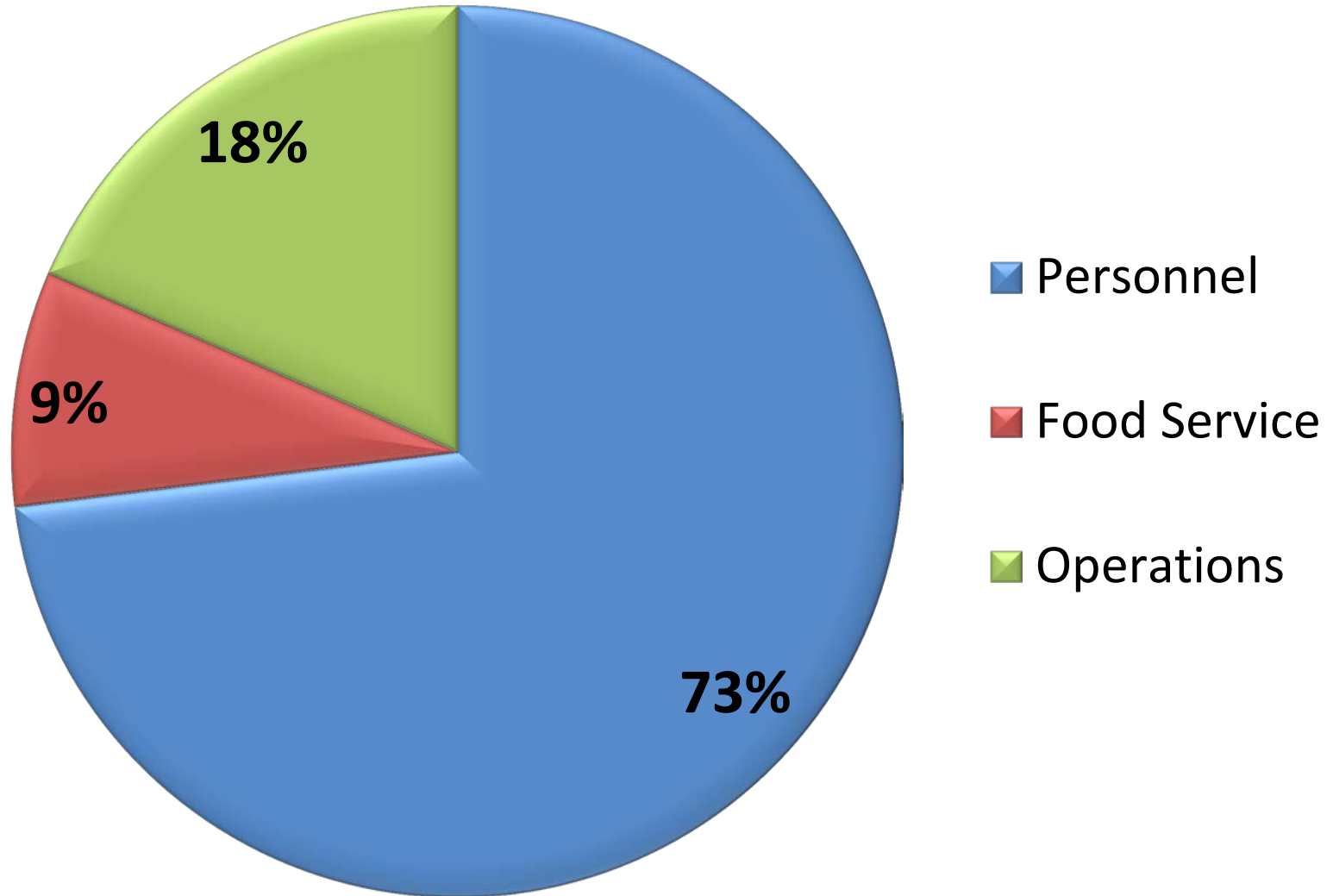


# Revenue Areas



- Surcharge
- Highway Fund
- Basic Fees
- Professional Fees
- MACo / MMIA
- MBCC
- DOC MOU
- General Fund
- Lease
- Store

# Expenses Areas





# Summary

- Surcharge revenues continue to decline as Academy costs increase. The Academy currently has 10 different funding sources, none of which compensate for increased personnel or operational costs or provide sufficient revenue for the major infrastructure improvements needed to bring the campus into the 21<sup>st</sup> century. Between FY2004 and FY2015, there were 5 fiscal years in which the Academy experienced a deficit in spending. The highway tax was implemented in 2013 after 2 consecutive deficit years; as a result the Academy has posted surpluses in FY2014 and FY2015. Revenue, however, is expected to run negative again in FY18.

# Questions

